

## NOTICE OF OPEN MEETING

Posted 5:00 p.m., March 13, 2026

Notice is hereby given that the Neosho City Council will meet in regular session on Tuesday, March 17, 2026 at 7:00 p.m., in the Council Chambers at City Hall 203 East Main Street, Neosho, Missouri.

---

### **AGENDA REGULAR SESSION NEOSHO CITY COUNCIL**

**The agenda of this meeting includes:**

#### **OPENING PRAYER & PLEDGE OF ALLEGIANCE**

#### **CALL TO ORDER**

#### **ROLL CALL**

#### **APPROVAL OF AGENDA**

#### **CONSENT AGENDA**

1. March 3, 2026 Council Meeting Minutes
2. Bill No. 2026-17: FY26 Budget Amendment
3. Bill No. 2026-18: Exemption to World Cup Alcohol Extension of Hours

#### **VISITOR'S BUSINESS**

1. KPM Auditor's Report for Neosho
2. Janet Penn - Update on ArtCon

#### **BIDS**

1. Xylem Water Solutions
2. Fairbanks Pump Rebuild

#### **NEW BUSINESS**

1. Bill No. 2026-19: Buffalo River Aviation Land Lease and Temporary Easement for Construction
2. Bill No. 2026-20: Hugh Robinson Memorial Airport Fees
3. Bill No. 2026-21: Real Estate Purchase Contract (City of Neosho & Neosho Crosslines Ministries/Restoration Life Center)
4. Bill No. 2026-22: Amend Chapter 110 Article VI City Finance Director
5. Airport Leases

#### **REPORT OF CITY OFFICERS**

1. February Financial Report
2. RMS System Replacement Update
3. Patrol Fleet Equipment Upgrade – Council Consensus Request

#### **ADJOURN**

## March 17, 2026 City Council Meeting

Representatives of the news media may obtain copies of this notice by contacting Cheyenne Wright, City Clerk, 203 E. Main, Neosho, Missouri (417-451-8050). Meeting agenda posted in the Water Department located at 203 East Main Street, Neosho, MO and outside the City Council Chambers entrance also located at 203 East Main Street, Neosho, MO.

**MINUTES**  
**NEOSHO CITY COUNCIL**  
**March 3, 2026 - 7:00 PM**  
**Neosho Council Chambers**  
**203 E. Main St., Neosho, MO**

**OPENING PRAYER & PLEDGE OF ALLEGIANCE**

Pastor Shain Jordan opened with prayer and Mayor Davidson led the pledge of allegiance.

**CALL TO ORDER**

Mayor Davidson called the meeting to order at 7 p.m.

**ROLL CALL**

COUNCIL PRESENT:

Carl Cobb, Charles Collinsworth, Richard Davidson, Julie Humphrey, Angela Thomas, Tom Workman

COUNCIL ABSENT:

Mayor Davidson made a motion to excuse Ashton Robinson from the council meeting; Councilman Collinsworth seconded.

Roll call vote:

Yes: Carl Cobb, Charles Collinsworth, Richard Davidson, Julie Humphrey, Angela Thomas, Tom Workman

No: None

Abstain: None

Passed.

CITY OFFICERS PRESENT:

David Kennedy, City Manager; Derek Snyder, City Attorney; and Cheyenne Wright, City Clerk, minutes taken by clerk.

**APPROVAL OF AGENDA**

Mayor Davidson made a motion to approve the agenda; Councilman Cobb seconded.

Roll call vote:

Yes: Carl Cobb, Charles Collinsworth, Richard Davidson, Julie Humphrey, Angela Thomas, Tom Workman

No: None

Abstain: None

Passed.

**CONSENT AGENDA**

Councilman Collinsworth made a motion to approve the consent agenda; Councilman Workman

## March 3, 2026 - City Council Regular Session Minutes

seconded.

February 17, 2026, Council Minutes

Bill No. 2026-15

Bill No. 2026-16

Amendments to Liberty Utility Contract

Roll call vote:

Yes: Carl Cobb, Charles Collinsworth, Richard Davidson, Julie Humphrey, Angela Thomas, Tom Workman

No: None

Abstain: None

Passed.

### **VISITOR'S BUSINESS**

There were no visitors for visitor's business.

### **PROCLAMATION**

#### **Declaring March as CGFM Month**

City Clerk read the proclamation declaring March as CGFM month in its entirety.

### **BIDS**

#### **Doniphan Property Sale**

Development Services Director Worster addressed the city council stating that the purpose of this agenda item is to seek council approval for to request council approval for the bid from Neosho Holding Company for the purchase of city property on Doniphan Drive in the amount of \$948,000.01. The council approved the sale of city property on Doniphan Drive and staff sent out bids and posted them online. The property was appraised at \$840,000.00. The bid received from Neosho Holding Company was in the amount of \$948,000.01. Staff recommends council approving the bid from Neosho Holding Company in the amount of \$948,000.01.

Mayor Davidson made a motion to approve the bid for purchase of city real estate for property located on Doniphan Drive in the amount of \$948,000.01; Councilwoman Humphrey seconded.

Roll call vote:

Yes: Carl Cobb, Charles Collinsworth, Richard Davidson, Julie Humphrey, Angela Thomas, Tom Workman

No: None

Abstain: None

Passed.

### **NEW BUSINESS**

## March 3, 2026 - City Council Regular Session Minutes

### **Bill No. 2026-17: FY26 Budget Amendment**

AN ORDINANCE of the City of Neosho, Missouri, providing that the revenues and expenditures budget be amended for the fiscal year beginning October 1, 2025, and ending September 30, 2026.

City Attorney Snyder read Bill No. 2026-17 in title only.

Councilwoman Thomas made a motion to approve and discuss Bill No. 2026-17; Councilman Cobb seconded.

Finance Director Forest addressed the city council stating that the purpose of this item is to seek approval to amend City revenue and expenditure budgets to reflect changes since the adoption of the original FY26 budget. Our fiscal year ends September 30th. Staff is requesting this amendment to adjust the accounts for the additional purchases and grant revenue.

Fund Increase (Decrease)

100 General Fund (\$641,842.00)

120 Police Funds (\$69.00)

124 Shop With a Hero (\$2,977.00)

130 Fire Fund (\$26,621.00)

180 Parks Fund \$8,702.00

195 Auditorium Fund \$1,513.00

300 Capital Fund \$0.00

450 Golf Fund \$810.00

500 Water/Wastewater Fund (\$22,727.50)

700 Abbott Brothers Fund \$3,388.00

800 Street Fund \$6,142.00

Total City Increase (Decrease) in Fund Balance (\$673,681.50)

Roll call vote:

Yes: Carl Cobb, Charles Collinworth, Richard Davidson, Julie Humphrey, Angela Thomas, Tom Workman

No: None

Abstain: None

Passed.

### **Bill No. 2026-18: Exemption to World Cup Alcohol Extension of Hours**

AN ORDINANCE of the City of Neosho, Missouri, exempting the City of Neosho from the provisions of Section 311.2026 RSMo, relating to liquor licensees temporary state authorized extension of service hours, and setting out the objections to the same for the City of Neosho.

City Attorney Snyder read Bill No. 2026-18 in title only.

Councilman Cobb made a motion to approve and discuss Bill No. 2026-18; Councilwoman

## March 3, 2026 - City Council Regular Session Minutes

Humphrey seconded.

City Clerk Wright addressed the city council stating that the purpose of this item is to seek approval to exempt the city from twenty-four alcohol sales from June 11, 2026, to July 19, 2026. On July 11, 2025, the Governor of the State of Missouri signed into law House Bill No. 1041, effective August 28, 2025, which enacted a new Section 311.2026, of Chapter 311 of the Revised Statutes of Missouri, authorizing businesses licensed to sell intoxicating liquors to operate and sell alcoholic beverages “twenty-four hours a day” for the period beginning June 11, 2026, through July 19, 2026, (during the duration of the FIFA World Cup Tournament). This ordinance would exempt the City of Neosho from allowing alcohol sales 24 hours a day during this period allowed by the state.

Roll call vote:

Yes: Carl Cobb, Charles Collinsworth, Richard Davidson, Julie Humphrey, Angela Thomas, Tom Workman

No: None

Abstain: None

Passed.

### **Resolution Bill No. 2026-06: Morse Park Walking Trail Lights**

A RESOLUTION of the City of Neosho, Missouri, approving Amendments to the agreement with Toby Henson, d/b/a Henson Electric, for the purpose of providing electric lighting services related to installation of Phase 2 and Phase 3 trail lights at Morse Park for the not to exceed price of Twenty Four Thousand Six Hundred Thirteen and 52/100 Dollars (\$24,613.52) for each Phase, and authorizing the Mayor to execute the same by and on behalf of the City of Neosho.

City Attorney Snyder read Resolution Bill No. 2026-06 in title only.

Councilwoman Thomas made a motion to approve and discuss Resolution Bill No. 2026-06; Councilman Workman seconded.

Parks and Recreation Director Balls addressed the city council stating that this agenda item is to seek council approval to authorize electrical service installation related to phase 2 and phase 3 trail lighting improvements at Morse Park. The city has been implementing a phased trail lighting project at Morse Park to improve the safety, accessibility, and usability of the park's walking trail. Phase 1 of the project has been completed by Henson Electric and is currently operational. Phase 2 and 3 represent the continuation of this project and will extend trail lighting to additional areas of the park. The same electrical contractor is proposed to complete these phases to maintain consistency with the existing installation and system design.

Cost / Fiscal Impact:

. Phase 2: \$24,613.52

. Phase 3: \$24,613.52

. Total cost for phase 2 and 3: \$49, 227.04

## March 3, 2026 - City Council Regular Session Minutes

Roll call vote:

Yes: Carl Cobb, Charles Collinsworth, Richard Davidson, Julie Humphrey, Angela Thomas, Tom Workman

No: None

Abstain: None

Passed.

### **Resolution Bill No. 2026-07: Agreement with Signature Dirtworx for Demo of Old City Hall**

A RESOLUTION of the City of Neosho, Missouri, approving an agreement with Signature Dirtworx, LLC, a Missouri limited liability company, for the purpose of providing construction services for the demolition and removal of the former Neosho City Hall and Municipal Court Building at 221 W. Brook Street for the not to exceed price of Seventy-One Thousand Two Hundred Seventy & 00/100 Dollars (\$71,270.00) and authorizing the Mayor to execute the same by and on behalf of the City of Neosho.

City Attorney Snyder read Resolution Bill No. 2026-07 in title only.

Councilman Collinsworth made a motion to approve and discuss Resolution Bill No. 2026-07; Councilman Workman seconded.

Development Services Director Leavens addressed the city council stating that the purpose of this agenda item is to seek council approval of the agreement with Signature Dirtworx for the demolition of the old City Hall building. During the February 17, 2026 council meeting, council approved the bid from Signature Dirtworx for the demolition of the old City Hall building in the amount of \$71,270.00.

Roll call vote:

Yes: Carl Cobb, Charles Collinsworth, Richard Davidson, Julie Humphrey, Angela Thomas, Tom Workman

No: None

Abstain: None

Passed.

### **Resolution Bill No. 2026-08: Destruction of Records**

A RESOLUTION OF THE CITY OF NEOSHO, MISSOURI, NOTIFYING THE COUNCIL OF THE DESTRUCTION OF CITY RECORDS.

City Attorney Snyder read Resolution Bill No. 2026-08 in title only.

Councilman Cobb made a motion to approve and discuss Resolution Bill No. 2026-08; Councilwoman Humphrey seconded.

## March 3, 2026 - City Council Regular Session Minutes

City Clerk Wright addressed the city council stating that the purpose of this item is to seek approval and to comply with state procedures for the retention and destruction of municipal records. RSMo 109.230 states: The director shall, with due regard for the functions of the agencies concerned, and subject to the approval of the Secretary of State: Public lists of records authorized for disposal or retention. City Code Section 110.390 states the City Clerk shall have custody of and shall safely keep the public records, original rolls of ordinances and resolutions of the City Council, such other records, documents and papers of public nature as may be delivered into his/her custody.

Roll call vote:

Yes: Carl Cobb, Charles Collinsworth, Richard Davidson, Julie Humphrey, Angela Thomas, Tom Workman

No: None

Abstain: None

Passed.

### **Resolution Bill No. 2026-09: Engagement Letter with CUNNINGHAM, VOGEL & ROST, P.C.**

A RESOLUTION of the City of Neosho, Missouri, approving a legal services contract with Cunningham, Vogel & Rost, P.C. and authorizing the City Manager to execute same by and on behalf of the City of Neosho.

City Attorney Snyder read Resolution Bill No. 2026-09 in title only.

Councilman Cobb made a motion to approve and discuss Resolution Bill No. 2026-09; Councilwoman Humphrey seconded.

Development Services Director Worster addressed the city council stating that the purpose of this agenda item is to seek council approval for an agreement to provide legal services from CUNNINGHAM, VOGEL & ROST, P.C. The City of Neosho desires to investigate and pursue the formation of a Community Improvement District and desires to retain legal services related thereto and for other economic development assistance from CUNNINGHAM, VOGEL & ROST, P.C.

Roll call vote:

Yes: Carl Cobb, Charles Collinsworth, Richard Davidson, Julie Humphrey, Angela Thomas, Tom Workman

No: None

Abstain: None

Passed.

## March 3, 2026 - City Council Regular Session Minutes

### **Variance for 21-Gun Salute**

Human Resources Director Muhic addressed the city council stating that the purpose of this item is to ask council to consider and approve a variance from City Code, Section 215.630A, number 7, to allow a ceremonial 21-gun salute during a celebration of life to be held in Morse Park near the Lampo Building on April 21, 2026. The City of Neosho received a request from La Verne Norman to hold a celebration of life event at the Lampo Building in Morse Park. As part of the planned ceremony, the family has asked to include a traditional 21-gun salute by the American Legion, in honor of La Verne's late husband outside of the Lampo Building in Morse Park. Per City Code, a person commits the offense of unlawful use of weapons if he/she knowingly discharges or shoots a firearm at a mark, at any object or at random on, along or across a public highway or discharges or shoots a firearm into any outbuilding unless a variance is granted by City Council. This request is solely for a ceremonial, controlled salute conducted by the American Legion.

Mayor Davidson made a motion to approve the variance to Code Section 215.630A(7) for a 21-Gun Salute at the Lampo Building; Councilwoman Humphrey seconded.

Roll call vote:

Yes: Carl Cobb, Charles Collinworth, Richard Davidson, Julie Humphrey, Angela Thomas, Tom Workman

No: None

Abstain: None

Passed.

### **REPORT OF CITY OFFICERS**

#### **Neosho Police 2025 Year End Report**

Police Chief Russell presented the 2025 Year End Police Report to the City Council.

#### **Fire Dept. End of Year Report**

Fire Chief Houk presented the 2025 Year End Fire Report to the City Council.

#### **Write-Off of Uncollectible Accounts**

Finance Director Forest addressed the city council updating them on the write offs of uncollectible accounts and when to expect changes for that at a later date.

#### **Opening Day of Trout Season Update**

Parks and Recreation Director Balls addressed the city council updating them on the Opening Day of Trout Season at Morse Park.

#### **March 6th Employee Appreciation Breakfast**

### **CLOSED SESSION**

*Section 610.021 (1) RSMo,...Legal actions, causes of action or litigation involving a public*

**March 3, 2026 - City Council Regular Session Minutes**

*governmental body and any confidential or privileged communications between public governmental body or its representatives and its attorneys.*

*Section 610.021 (2) RSMo...Leasing, purchase or sale of real estate by a public governmental body where public knowledge of the transaction might adversely affect the legal consideration, therefore.*

Mayor Davidson made a motion to to go into closed session under Section 610.021(1)(2); Councilwoman Thomas seconded.

Roll call vote:

Yes: Carl Cobb, Charles Collinworth, Richard Davidson, Julie Humphrey, Angela Thomas, Tom Workman

No: None

Abstain: None

Passed.

Mayor Davidson closed open session at 7:43 p.m.

Mayor Davidson reconvened open session at 8:11 p.m. and announced that no votes were taken.

**ADJOURN**

There being no further business to come before the city council, Mayor Davidson asked for a motion to adjourn.

Councilwoman Humphrey made a motion to Adjourn; Mayor Davidson seconded.

Roll call vote:

Yes: Carl Cobb, Charles Collinworth, Richard Davidson, Julie Humphrey, Angela Thomas, Tom Workman

No: None

Abstain: None

Passed.

Mayor Davidson adjourned the March 3, 2026, Council Meeting at 8:12 p.m.

APPROVED

ATTEST

NEOSHO CITY COUNCIL

\_\_\_\_\_  
Mayor

\_\_\_\_\_  
City Clerk

---

**REQUESTED COUNCIL MEETING DATE:** March 3, 2026

**ITEM:** Bill No. 2026-17: FY26 Budget Amendment

---

**ORIGINATING DEPARTMENT:** Finance Department

**ATTACHMENT:**

1. Ordinance - Neosho - Bill No 2026-17 CON Ord RE 2025-2026 Budget Amendment
  2. Budget Amendments FY2026 3.3.26
- 

**PURPOSE:**

The purpose of this item is to amend City revenue and expenditure budgets to reflect changes since the adoption of the original FY26 budget.

**BACKGROUND:**

Our fiscal year ends September 30th. Staff is requesting this amendment to adjust the accounts for the additional purchases and grant revenue.

<u>Fund</u>	<u>Increase (Decrease)</u>
100 General Fund	(\$641,842.00)
120 Police Funds	(\$69.00)
124 Shop With a Hero	(\$2,977.00)
130 Fire Fund	(\$26,621.00)
180 Parks Fund	\$8,702.00
195 Auditorium Fund	\$1,513.00
300 Capital Fund	\$0.00
450 Golf Fund	\$810.00
500 Water/Wastewater Fund	(\$22,727.50)
700 Abbott Brothers Fund	\$3,388.00
800 Street Fund	\$6,142.00
Total City Increase (Decrease) in Fund Balance	(\$673,681.50)

**RECOMMENDATION:**

Staff recommends adoption of the budget adjustments as set forth in the attached Bill.

**AN ORDINANCE of the City of Neosho, Missouri, providing that the revenues and expenditures budget be amended for the fiscal year beginning October 1, 2025, and ending September 30, 2026.**

NOW, THEREFORE, BE IT ORDAINED BY THE COUNCIL OF THE CITY OF NEOSHO, MISSOURI, as follows:

**Section 1.** That Ordinance No. 2025-65 is amended to read as follows:

The City Manager is hereby authorized to expend the funds as set forth in said budget. Receipts and disbursements shall be within the limit herein described and adopted by reference and shall be made in accordance with applicable laws and ordinances. These limits shall be referenced by fund in the Amended Budget as outlined, a true and accurate copy of the same being attached hereto and incorporated as Exhibit "A," be and the same is hereby approved.

**Section 2.** All other Ordinances and parts of Ordinances in conflict herewith are repealed.

**Section 3.** That this Ordinance shall be in full force and effect from and after its final passage March 17, 2026.

PASSED BY THE COUNCIL OF THE CITY OF NEOSHO, MISSOURI, this \_\_\_\_ day of \_\_\_\_\_, 2026, by a vote of \_\_\_\_\_.

**CITY OF NEOSHO, CITY COUNCIL**

\_\_\_\_\_  
Richard Davidson, Mayor

ATTEST:

\_\_\_\_\_  
Cheyenne Wright, City Clerk

SEAL

APPROVED AS TO FORM:

\_\_\_\_\_  
Derek A. Snyder, City Attorney

Exhibit A

City of Neosho  
FY2026 Year End Budget Amendment

							Fund Balance	
Fund	Description	Account Number	Budget Amount	Variance	Revenue	Expenditures	Increase (Decrease)	Transfers In (Out)
100	Trns to Capital Improvement	100-000-3285-112	369,000.00	93,997.00			(93,997.00)	(93,997.00)
100	Trns to Capital Improvement	100-000-3285-118	48,000.00	353,511.00			(353,511.00)	(353,511.00)
100	Trns to Capital Improvement	100-000-3285-120	265,600.00	56,805.00			(56,805.00)	(56,805.00)
100	Trns to Capital Improvement	100-000-3285-160	303,700.00	189,050.00			(189,050.00)	(189,050.00)
100	Property Tax	100-110-4010-110	494,142.00	51,538.00	51,538.00		51,538.00	
100	Financial Institution Tax	100-110-4020-110	250.00	413.00	413.00		413.00	
100	3-Cent Recreational Sales Tax	100-110-4031-110	-	105.00	105.00		105.00	
100	Judgments	100-110-4790-110	-	971.00	971.00		971.00	
100	General Admin Sale of Property	100-110-4820-110	-	854.00	854.00		854.00	
100	General Admin Prof. Service	100-110-5260-110	115,484.00	1,988.00		1,988.00	(1,988.00)	
100	Clerk Comp., Software	100-111-5700-111	2,159.00	5,992.00		5,992.00	(5,992.00)	
100	Recycle Center Equipment Maint	100-118-5330-118	5,500.00	12,875.00		12,875.00	(12,875.00)	
100	Grant Revenue	100-120-4200-120	21,886.00	28,114.00	28,114.00		28,114.00	
100	Police Sale of Property	100-120-4820-120	-	1,287.00	1,287.00		1,287.00	
100	Sale of IT Property	100-141-4820-141	-	407.00	407.00		407.00	
100	Emergency Mgmt Prof. Services	100-144-5260-144	14,326.00	176.00		176.00	(176.00)	
100	Airport Sale of Property	100-160-4820-160	-	1,723.00	1,723.00		1,723.00	
100	Airport Facility Maintenance	100-160-5320-160	5,350.00	12,860.00		12,860.00	(12,860.00)	
<b>GENERAL FUND TOTALS</b>				\$ 812,666.00	\$ 85,412.00	\$ 33,891.00	\$ (641,842.00)	\$ (693,363.00)

							Fund Balance	
Fund	Description	Account Number	Budget Amount	Variance	Revenue	Expenditures	Increase (Decrease)	Transfers In (Out)
120	DWI Grant General Supplies	120-128-5590-120	5,660.00	69.00		69.00	(69.00)	
<b>POLICE FUND TOTALS</b>				\$ 69.00	\$ -	\$ 69.00	\$ (69.00)	\$ -

							Fund Balance	
Fund	Description	Account Number	Budget Amount	Variance	Revenue	Expenditures	Increase (Decrease)	Transfers In (Out)
124	Halloween Bash Expenses	124-120-6430-126	2,000.00	548.00		548.00	(548.00)	
124	Shop With A Cop	124-124-4830-124	15,500.00	1,593.00	1,593.00		1,593.00	
124	Shop With A Cop Expenses	124-124-6440-124	15,500.00	4,022.00		4,022.00	(4,022.00)	
<b>SHOP WITH A COP FUND TOTALS</b>				\$ 6,163.00	\$ 1,593.00	\$ 4,570.00	\$ (2,977.00)	\$ -

							Fund Balance	
Fund	Description	Account Number	Budget Amount	Variance	Revenue	Expenditures	Increase (Decrease)	Transfers In (Out)
130	Trns to Capital Improvement	130-000-3285-000	420,559.00	34,121.00			(34,121.00)	(34,121.00)
130	Fire Sale of Property	130-130-4820-130	-	7,500.00	7,500.00		7,500.00	
<b>FIRE FUND TOTALS</b>				\$ 41,621.00	\$ 7,500.00	\$ -	\$ (26,621.00)	\$ (34,121.00)

Exhibit A

City of Neosho  
FY2026 Year End Budget Amendment

Fund	Description	Account Number	Budget Amount	Variance	Revenue	Expenditures	Fund Balance	
							Increase (Decrease)	Transfers In (Out)
180	Insurance Proceeds	180-750-4760-750	-	8,232.00	8,232.00		8,232.00	
180	Sale and Use of Property	180-750-4820-750	-	470.00	470.00		470.00	
<b>PARKS FUND TOTALS</b>				\$ 8,702.00	\$ 8,702.00	\$ -	\$ 8,702.00	\$ -

Fund	Description	Account Number	Budget Amount	Variance	Revenue	Expenditures	Fund Balance	
							Increase (Decrease)	Transfers In (Out)
195	Auditorium Sale of Property	195-195-4820-195	-	1,513.00	1,513.00		1,513.00	
<b>AUDITORIUM FUND TOTALS</b>				\$ 1,513.00	\$ 1,513.00	\$ -	\$ 1,513.00	\$ -

Fund	Description	Account Number	Budget Amount	Variance	Revenue	Expenditures	Fund Balance	
							Increase (Decrease)	Transfers In (Out)
300	Transfer fm General Admin	300-000-3385-112	369,000.00	93,997.00			93,997.00	(93,997.00)
300	Transfer fm Recycle Center	300-000-3385-118	48,000.00	353,511.00			353,511.00	(353,511.00)
300	Transfer fm Police Dept	300-000-3385-120	265,600.00	56,805.00			56,805.00	(56,805.00)
300	Transfer fm Fire Department	300-000-3385-130	420,559.00	34,121.00			34,121.00	(34,121.00)
300	Transfer fm Airport	300-000-3385-160	303,700.00	189,050.00			189,050.00	(189,050.00)
300	Transfer fm Streets Dept	300-000-3385-800	830,500.00	(15,814.72)			(15,814.72)	15,814.72
300	Capital Impr./Purchase GenAdm	300-300-5790-112	369,000.00	93,997.00		93,997.00	(93,997.00)	
300	Capital Impr./Purch Recycle Ctr	300-300-5790-118	48,000.00	353,511.00		353,511.00	(353,511.00)	
300	Capital Impr./Purch Police Dept	300-300-5790-120	265,600.00	56,805.00		56,805.00	(56,805.00)	
300	Capital Impr./Purch Fire Dept	300-300-5790-130	420,559.00	34,121.00		34,121.00	(34,121.00)	
300	Capital Impr./Purch Airport	300-300-5790-160	303,700.00	189,050.00		189,050.00	(189,050.00)	
300	Capital Impr./Purch Street Dept	300-300-5790-800	830,500.00	(15,814.72)		(15,814.72)	15,814.72	
<b>CAPITAL FUND TOTALS</b>				\$ 1,423,338.56	\$ -	\$ 711,669.28	\$ 0.00	\$ (711,669.28)

Fund	Description	Account Number	Budget Amount	Variance	Revenue	Expenditures	Fund Balance	
							Increase (Decrease)	Transfers In (Out)
450	Sale of Property	450-150-4820-430	-	810.00	810.00		810.00	
<b>GOLF COURSE FUND TOTALS</b>				\$ 810.00	\$ 810.00	\$ -	\$ 810.00	\$ -

Fund	Description	Account Number	Budget Amount	Variance	Revenue	Expenditures	Fund Balance	
							Increase (Decrease)	Transfers In (Out)
500	Water Admin Capital Purchase	500-510-5790-510	78,985.00	22,727.50		22,727.50	(22,727.50)	
500	Wastewater Equipment Maint.	500-610-5330-610	70,000.00	135,585.00		135,585.00	(135,585.00)	
500	WW Capital Equipment	500-610-5790-610	410,000.00	486,300.00		486,300.00	(486,300.00)	
500	WW Line Capital Improvent	500-610-5810-619	1,890,781.00	(621,885.00)		(621,885.00)	621,885.00	
<b>WATER/WASTEWATER FUND TOTALS</b>				\$ 22,727.50	\$ -	\$ 22,727.50	\$ (22,727.50)	\$ -

Exhibit A

City of Neosho  
FY2026 Year End Budget Amendment

Fund	Description	Account Number	Budget Amount	Variance	Revenue	Expenditures	Fund Balance	
							Increase (Decrease)	Transfers In (Out)
700	Farm Proceeds	700-700-4570-700	2,700.00	2,773.00	2,773.00		2,773.00	
700	Farm Insurance Claims	700-700-4760-700	-	615.00	615.00		615.00	
<b>ABBOTT BROTHERS FUND TOTALS</b>				\$ 3,388.00	\$ 3,388.00	\$ -	\$ 3,388.00	\$ -
Fund	Description	Account Number	Budget Amount	Variance	Revenue	Expenditures	Fund Balance	
							Increase (Decrease)	Transfers In (Out)
800	Trns to Capital Improvement	800-000-3285-000	830,500.00	(15,814.72)			15,814.72	15,814.72
800	Street Sale of Property	800-800-4820-800	-	6,142.00	6,142.00		6,142.00	
800	Street Equipment Maintenance	800-800-5330-800	52,500.00	15,814.72		15,814.72	(15,814.72)	
<b>STREET FUND TOTALS</b>				\$ 6,142.00	\$ 6,142.00	\$ 15,814.72	\$ 6,142.00	\$ 15,814.72
<b>TOTAL ALL FUNDS</b>				2,327,140.06	115,060.00	788,741.50	(673,681.50)	(1,423,338.56)

---

**REQUESTED COUNCIL MEETING DATE:** March 3, 2026

**ITEM:** **Bill No. 2026-18: Exemption to World Cup Alcohol Extension of Hours**

---

**ORIGINATING DEPARTMENT:** City Clerk

**ATTACHMENT:**

**1. Bill No. 2026-18 Exemption to World Cup Alcohol Extension of Hours**

---

**PURPOSE:**

To seek council's approval to exempt the city from 24 alcohol sales from June 11, 2026 to July 19, 2026.

**BACKGROUND:**

On July 11, 2025, the Governor of the State of Missouri signed into law House Bill No. 1041, effective August 28, 2025, which enacted a new Section 311.2026, of Chapter 311 of the Revised Statutes of Missouri, authorizing businesses licensed to sell intoxicating liquors to operate and sell alcoholic beverages “twenty-four hours a day” for the period beginning June 11, 2026, through July 19, 2026, (during the duration of the FIFA World Cup Tournament). This ordinance would exempt the City of Neosho from allowing alcohol sales 24 hours a day during this period allowed by the state.

**RECOMMENDATION:**

Staff recommends council approve Bill No. 2026-18 and authorize the mayor to sign after final reading.

**AN ORDINANCE of the City of Neosho, Missouri, exempting the City of Neosho from the provisions of Section 311.2026 RSMo, relating to liquor licensees temporary state authorized extension of service hours, and setting out the objections to the same for the City of Neosho.**

**WHEREAS**, the City of Neosho, Missouri, is authorized to make and enforce ordinances for the regulation and control of the sale of all intoxicating liquors within the City; and

**WHEREAS**, on July 11, 2025, the Governor of the State of Missouri signed into law House Bill No. 1041, effective August 28, 2025, which enacted a new Section 311.2026, of Chapter 311 of the Revised Statutes of Missouri, authorizing businesses licensed to sell intoxicating liquors to operate and sell alcoholic beverages “twenty-four hours a day” for the period beginning June 11, 2026, through July 19, 2026, (during the duration of the FIFA World Cup Tournament); and

**WHEREAS**, Section 311.2026.4, RSMo. Supp. 2025 also provides that “[i]f any city ... objects to the extension of hours within its jurisdiction ... the governing body of such [city] may exempt itself by ordinance from the provisions” of Section 311.2026; and

**WHEREAS**, the City Council for the City of Neosho, Missouri, finds and determines it to be in the best interests of the City and citizens and the health, safety and welfare of the City’s residents to object and exempt itself by ordinance from the provisions of Section 311.2026.2, RSMo. Supp. 2025;

NOW, THEREFORE, BE IT ORDAINED BY THE COUNCIL OF THE CITY OF NEOSHO, MISSOURI, as follows:

**Section 1.** The City of Neosho, Missouri, hereby expresses its objection to the extension of hours of operation for licensees in its jurisdiction for alcoholic beverage sales authorized by House Bill 1041 (2025) and the provisions of Section 311.2026.2, RSMo. Supp. 2025, and the City Council for the City of Neosho, Missouri, finds and determines it to be in the best interests of the City and citizens and the health, safety and welfare of the City’s residents to object and exempt itself by ordinance from the provisions of the same.

**Section 2.** That the City of Neosho, Missouri, hereby exempts the City of Neosho and its licensees from those extended hours of operation pursuant to the authority of Sec. 311.2026.4, RSMo. Supp. 2025.

**Section 3.** It is hereby declared to be the intention of the City of Neosho that each and every part, section and subsection of this Ordinance shall be separate and severable from each and every other part, section and subsection hereof and that the City of Neosho intends to adopt each said part, section and subsection separately and independently of any other part, section and subsection. In the event that any part of this Ordinance shall be determined to be or to have been unlawful or unconstitutional, the remaining parts, sections and subsections shall be and remain in full force and effect.

**Section 4.** That this ordinance shall be in full force and effect on March 17, 2026

PASSED BY THE COUNCIL OF THE CITY OF NEOSHO, MISSOURI, this 17th day of March, 2026, by a vote of \_\_\_\_\_.

**CITY OF NEOSHO, CITY COUNCIL**

\_\_\_\_\_  
Richard Davidson, Mayor

ATTEST:

\_\_\_\_\_  
Cheyenne Wright, City Clerk

APPROVED AS TO FORM:

SEAL

\_\_\_\_\_  
Derek A. Snyder, City Attorney

---

**REQUESTED COUNCIL MEETING DATE:** March 17, 2026

**ITEM:** Xylem Water Solutions

---

**ORIGINATING DEPARTMENT:** City Manager

**ATTACHMENT:**

1. Xylem Balast
  2. Xylem UV Module
- 

**PURPOSE:**

To approve a sole source quote from Xylem Water Solutions.

**BACKGROUND:**

The City of Neosho and Alliance have been undertaking major repairs at Shoal Creek Plant over the past 5 months. The UV lighting system has several areas of failure, resulting in a DNR violation report in 2025. This is a sole source company for these types of systems.

The cost of the UV improvements is \$242,944.84.

**RECOMMENDATION:**

I recommend approving the bids as submitted for the UV replacement at the Shoal Creek Plant.



**Xylem Water Solutions USA, Inc.  
Wedeco Products**

March 11, 2026

4828 Parkway Plaza Blvd.  
Suite 200  
Charlotte, NC 28217  
Tel 704/409-9700  
Fax 704/409-9839

CITY OF NEOSHO  
203 E MAIN ST  
NEOSHO MO 64850-1812

Project Name: NEOSHO - 106449  
Job Name: SPARES/SERVICE

Quote # 2026-WED-0283  
Account #: 106449

Xylem Water Solutions USA, Inc. WEDECO is pleased to provide a quote for the following equipment and/or services for your approval.

**UV SPARES**

Qty	Part Number	Description	Disc. %	Unit Price	Extended Price
5	76-04 48 40	BALLAST ECORAY TDS 55	0.00	\$ 921.00	\$ 4,605.00
2	76-03 92 72	MATRIX INTERFACE BOARDS	0.00	\$ 444.00	\$ 888.00
18	76-03 91 06	BALLAST INTERFACE BOARD FOR TA	0.00	\$ 1,107.00	\$ 19,926.00
2	14-65 33 09	KOME IV, LOW UVT, SETUP PER EN KOME IV (WW)	0.00	\$ 1,372.00	\$ 2,744.00

**SERVICE**

Qty	Part Number	Description	Disc. %	Unit Price	Extended Price
2	14-65 91 69	TRAVEL SERVICE ZONE 1 WEDECO	0.00	\$ 2,626.00	\$ 5,252.00
1	14-65 91 74	ONSITE SERVICE WEDECO P/DAY	0.00	\$ 2,523.00	\$ 2,523.00

**Total Price \$ 35,938.00**

**Freight Charge \$ 134.84**

**Total Price \$ 36,072.84**

**Terms & Conditions**

This order is subject to the Standard Terms and Conditions of Sale – Xylem Americas effective on the date the order is accepted which terms are available at <http://www.xylem.com/en-us/Pages/terms-conditions-of-sale.aspx> and incorporated herein by reference and made a part of the agreement between the parties.

**Freight Terms:** 3 DAP - Delivered At Place 08 - Jobsite (per Incoterms 2020)  
See Terms of Delivery below for freight payment terms.

**Taxes:** State, local and other applicable taxes are not included in this quotation.



**Back Charges:** Buyer shall not make purchases nor shall Buyer incur any labor that would result in a back charge to Seller without prior written consent of an authorized employee of Seller.

**Tariff Changes:** The prices quoted herein are based on the current tariff rates, duties, government charges, and trade regulations as of the date of this quote. If any new tariffs, duties, taxes, or similar charges are imposed, or any existing tariffs, duties, or charges are increased or modified by any government or regulatory authority (collectively, "Tariff Changes"), and such Tariff Changes result in an increase in the cost of goods, Xylem reserves the right to adjust the pricing of the affected goods to reflect the increased costs.

**Shortages:** Xylem will not be responsible for apparent shipment shortages or damages incurred in shipment that are not reported within two weeks from delivery to the jobsite. Damages should be noted on the receiving slip and the truck driver advised of the damages. Please contact our office as soon as possible to report damages or shortages so that replacement items can be shipped and the appropriate claims made.

**Purchase Orders:** Please make purchase orders out to: Xylem Water Solutions USA, Inc.

**Terms of Delivery:** PP/Add Actual

**Warranty:** Standard warranty terms apply to the items in this quotation.

**Validity:** This Quote is valid for thirty (30) days.

**Terms of Payment:** 100% N30 standard.

Xylem's payment shall not be dependent upon Purchaser being paid by any third party unless Owner denies payment due to reasons solely attributable to items related to the equipment being provided by Xylem Water Solutions.

**Schedule:** Delivery lead times are approx. 10-15 working days after receipt of order acceptance.

**Customer Acceptance:** A signed facsimile of this quote is acceptance as a binding contract.

Signature: \_\_\_\_\_

Name (please print) \_\_\_\_\_

Date: \_\_\_\_\_ PO# \_\_\_\_\_

Site Contact Name: \_\_\_\_\_ Phone Number: \_\_\_\_\_

Delivery Address: \_\_\_\_\_

Sincerely,

Lisa Axtman  
Aftermarket Sales Coordinator  
Phone: 980-276-9934

**WEDECO**  
a xylem brand



**Xylem Water Solutions USA, Inc.  
Wedeco Products**

March 10, 2026

4828 Parkway Plaza Blvd.  
Suite 200  
Charlotte, NC 28217  
Tel 704/409-9700  
Fax 704/409-9839

CITY OF NEOSHO  
203 E MAIN ST  
NEOSHO MO 64850-1812

Project Name: NEOSHO - 106449  
Job Name: MODULES

Quote # 2026-WED-0279  
Account #: 106449

Xylem Water Solutions USA, Inc. WEDECO is pleased to provide a quote for the following equipment and/or services for your approval.

UV SPARES				
Qty	Part Number	Description	Unit Price	Extended Price
2	76-801228	UV MODULE TAK5 WITH SENSOR	\$ 22,657.00	\$ 45,314.00
8	76-801236	UV MODULE TAK5 WITHOUT SENSOR	\$ 19,201.00	\$ 153,608.00
<b>Total Price</b>				<b>\$ 198,922.00</b>
<b>Freight Charge</b>				<b>\$ 7,950.00</b>
<b>Total Price</b>				<b>\$ 206,872.00</b>

**Terms & Conditions**

This order is subject to the Standard Terms and Conditions of Sale – Xylem Americas effective on the date the order is accepted which terms are available at <http://www.xyleminc.com/en-us/Pages/terms-conditions-of-sale.aspx> and incorporated herein by reference and made a part of the agreement between the parties.

- Freight Terms:** 3 DAP - Delivered At Place 08 - Jobsite (per IncoTerms 2020)  
See Terms of Delivery below for freight payment terms.
- Taxes:** State, local and other applicable taxes are not included in this quotation.
- Back Charges:** Buyer shall not make purchases nor shall Buyer incur any labor that would result in a back charge to Seller without prior written consent of an authorized employee of Seller.
- Tariff Changes:** The prices quoted herein are based on the current tariff rates, duties, government charges, and trade regulations as of the date of this quote. If any new tariffs, duties, taxes, or similar charges are imposed, or any existing tariffs, duties, or charges are increased or modified by any government or regulatory authority (collectively, "Tariff Changes"), and such Tariff Changes result in an increase in the cost of goods, Xylem reserves the right to adjust the pricing of the affected goods to reflect the increased costs.
- Shortages:** Xylem will not be responsible for apparent shipment shortages or damages incurred in shipment that are not reported within two weeks from delivery to the



jobsite. Damages should be noted on the receiving slip and the truck driver advised of the damages. Please contact our office as soon as possible to report damages or shortages so that replacement items can be shipped and the appropriate claims made.

**Purchase Orders:** Please make purchase orders out to: Xylem Water Solutions USA, Inc.

**Terms of Delivery:** PP/Add Actual

**Warranty:** Standard warranty terms apply to the items in this quotation.

**Validity:** This Quote is valid for thirty (30) days.

**Terms of Payment:** 100% N30 standard.

Xylem's payment shall not be dependent upon Purchaser being paid by any third party unless Owner denies payment due to reasons solely attributable to items related to the equipment being provided by Xylem Water Solutions.

**Schedule:** Delivery lead times are approx. 10-12 weeks after receipt of order acceptance.

**Customer Acceptance:** A signed facsimile of this quote is acceptance as a binding contract.

Signature: \_\_\_\_\_

Name (please print) \_\_\_\_\_

Date: \_\_\_\_\_ PO# \_\_\_\_\_

Site Contact Name: \_\_\_\_\_ Phone Number: \_\_\_\_\_

Delivery Address: \_\_\_\_\_

Sincerely,

Lisa Axtman  
Aftermarket Sales Coordinator  
Phone: 980-276-9934

LISA.AXTMAN@XYLEM.COM

---

**REQUESTED COUNCIL MEETING DATE:** March 17, 2026

**ITEM:** Fairbanks Pump Rebuild

---

**ORIGINATING DEPARTMENT:** Public Works Department

**ATTACHMENT:**

**1. Bid Packet Fairbanks 10-VTSH Pump Rebuild**

---

**PURPOSE:**

To seek Council approval for the rebuild of a Fairbanks-Morse recirculation pump for the Shoal Creek Wastewater Treatment Plant.

**BACKGROUND:**

Upon failure, this pump was pulled and found to be full of debris, causing the pump shaft to snap.

Staff sent out bids and received three back, as follows:

Mid America Pump \$ 29,193.29

Letts, VanKirk and Assoc. \$36,500.00

The Tridan Group \$45,656.00

Staff recommends approving the bid from Mid America Pump in the amount of \$29,193.29.

**RECOMMENDATION:**

Three bids were sent out, and we received three bids back. Staff recommends Council approve the low bid from Mid America Pump in the amount of \$29,193.29.

**BID FORM**

**Description:** (To be completed by bidding party)

REFER TO REPAIR PROPOSAL . . .

**Price(s) for unit(s) meeting enclosed specifications:**

\$ 29,193.29

F.O.B. Neosho, MO

Projected Shipping Date: \_\_\_\_\_

After delivery - payment made on third Tuesday of month delivered


I certify that this bid on stated piece(s) of equipment meets or exceeds the bid specifications (unless otherwise noted).

**COMPANY:** MID AMERICA Pump

**ADDRESS:** 5600 INLAND Pump

**PHONE:** 913- 287- 3900

**EMAIL:** BRAD @ MID AMERICA Pump . Com

**BY:** 



5600 Inland Drive  
 Kansas City, Kansas 66106  
 Phone 913-287-3900  
 Fax 913-287-6641

# REPAIR PROPOSAL

SKP:   
 Customer PO #:   
 Prepared By #:   
 Date:

Repair Estimate:   
 Replacement Price:   
 Estimated Delivery:

## Customer Information

Bill To:	Contact Info:	Ship To:
Company Name: Alliance Water Resources	First Name: Ken	Company: <input type="text"/>
Address: 15318 Kentucky Road	Last Name: Brady	Address: <input type="text"/>
City: Neosho	Phone: (662) 664-0852	City: <input type="text"/>
State/Zip Code: Mo 64850-	Fax: <input type="text"/>	State/Zip Code: <input type="text"/>

## Description of Problem

This is for the inspection and repair of a Fairbanks 10-VTSH .

## Pump Information

Pump Make:   
 Model:   
 Style:   
 Pump RPM:   
 Motor RPM:   
 Seal  
 Packing  
 Serial No:   
 HP:   
 Voltage:   
 Coupling:

## Repair Description

Repair proposal to include;  
 Labor to tear down and inspect  
 Labor to clean parts being re-used  
 Labor to assemble and paint  
 Labor to media blast impeller and repair using titanium putty and brushable ceramic  
 2lbs Brushable titanium putty  
 2lbs brushable ceramic coating  
 Machine labor to repair packing box  
 Labor to machine NEW suction bell ring  
 Labor to machine NEW lower bowl ring  
 Labor to machine NEW impeller ring  
 Labor to machine NEW impeller hub ring  
 Labor to machine NEW bowl bearings  
 9ea - NEW connector bearings  
 2ea - NEW Lip seals  
 2ea - NEW Line Shafts  
 4ea - New Line Shaft Couplings  
 1ea - NEW Shaft Sleeve  
 1ea - New Pump shaft  
 MLS charges  
 Freight Charges

\*\*\*\*\* Does not include installation or anything else not listed above. Please see terms and conditions\*\*\*

## Application Information

Pumpage:   
 Head:   
 Flow:   
 Temp:   
 Viscosity:   
 Specific Gravity:   
 Hazardous  Rotation Left  
 MSDS  Rotation Right

## Terms and Conditions

- 1 Freight Charges Not Included
- 2 Taxes Not Included
- 3 Expedite Fees Not Included
- 4 Payment Terms - Net 30
- 5 Warranty Period - 90 Days
- 6 Proposal Vaild for 30 Days
- 7 Teardown/Inspection/Field Service Hours/MLS will be charged if Equipment is Not Repaired or Replaced through Mid-America Pump

**BID FORM**

**Description:** (To be completed by bidding party)

Please see repair proposal attached

**Price(s) for unit(s) meeting enclosed specifications:** 36,500.00

F.O.B. Neosho, MO

Projected Shipping Date: \_\_\_\_\_

After delivery - payment made on third Tuesday of month delivered

I certify that this bid on stated piece(s) of equipment meets or exceeds the bid specifications (unless otherwise noted).

**COMPANY:** Letts Van Kirk & Associates

**ADDRESS:** 8320 NW Forest Dr.

**PHONE:** (913) 216-5303

**EMAIL:** richard@lettsvan Kirk.com

**BY:** 

# Letts, Van Kirk and Associates

Municipal Pumps and Equipment

5600 Inland Drive  
 Kansas City, KS 66106  
 913-287-3900 Fax: 913-287-6641

## Proposal Quote

Date	Quote #	LKP #
3/10/2026	115501	A-18425

<b>Customer</b>
ALLIANCE WATER RESOURCES, INC. 15318 KENTUCKY ROAD NEOSHO, MO 64850

<b>Terms and Conditions of this sale</b>
Freight Charges – None included
Freight Liability – FOB point is per shipping origin
Expediting Fees -- Not Included
Proposal Term – 30 days
Equipment Warranty - Per the manufacturer's warranty

Terms	Quote Prepared By	Sales Person
Net 30	Gordon Klemp	RS

Item	Description	Qty	Cost Each	Std. Delivery	Total
Repair Work*	Repair proposa for Fairbanks 10-VTSH to include; Labor to tear down and inspect Labor to clean parts being re-used Labor to assemble and paint Labor to media blast impeller and repair using titanium putty and brushable ceramic 2lbs Brushable titanium putty 2lbs brushable ceramic coating Machine labor to repair packing box Labor to machine NEW suction bell ring Labor to machine NEW lower bowl ring Labor to machine NEW impeller ring Labor to machine NEW impeller hub ring Labor to machine NEW bowl bearings 9ea - NEW connector bearings 2ea - NEW Lip seals 2ea - NEW Line Shafts 4ea - New Line Shaft Couplings 1ea - NEW Shaft Sleeve 1ea - New Pump shaft MLS charges Freight Charges	1	36,500.00	TBD	36,500.00
			<b>Sales Tax (0.0%)</b>		\$0.00
			<b>Total</b>		\$36,500.00

**BID FORM**

**Description:** (To be completed by bidding party)

PLEASE SEE THE ATTACHED PROPOSAL PROVIDED.

---

---

---

---

---

---

---

---

**Price(s) for unit(s) meeting enclosed specifications:** \$ 45,656.00

F.O.B. Neosho, MO

Projected Shipping Date: \_\_\_\_\_

After delivery - payment made on third Tuesday of month delivered

I certify that this bid on stated piece(s) of equipment meets or exceeds the bid specifications (unless otherwise noted).

**COMPANY:** THE TRIDAN Group

**ADDRESS:** 15400 ANDREWS RD, KCMO 64147

**PHONE:** 816-406-4148

**EMAIL:** DANNIE.HUTCHINSON@TRIDAN.COM

**BY:** 

*The*  
**TRIDAN GROUP**



March 10, 2026

Attn: Ken Brady  
City Of Neosho  
Office:  
203 East Main, Neosho MO 64850  
RE: Rebuild Of Fairbanks 10-VTSH Pump

Repair proposal to include;

Labor to tear down and inspect  
Labor to clean parts being re-used  
Labor to assemble and paint  
Labor to media blast impeller and repair using titanium putty and brushable ceramic  
2lbs Brushable titanium putty  
2lbs brushable ceramic coating  
Machine labor to repair packing box  
Labor to machine NEW suction bell ring  
Labor to machine NEW lower bowl ring  
Labor to machine NEW impeller ring  
Labor to machine NEW impeller hub ring  
Labor to machine NEW bowl bearings  
9ea - NEW connector bearings  
2ea - NEW Lip seals  
2ea - NEW Line Shafts  
4ea - New Line Shaft Couplings  
1ea - NEW Shaft Sleeve  
1ea - New Pump shaft

MLS charges  
Freight Charges

\*\*\*\*\* Does not include installation or anything else not listed above. Please see terms and conditions\*\*\*

Total Cost.....\$45,656.00

The Tridan Group greatly appreciates the opportunity to submit a proposal for the above referenced work.

**Excludes:**

- Electrical work
- Permits
- Relocation of City or contractors' equipment and/or supplies
- Unforeseen site conditions
- Material testing and engineering

All material is guaranteed to be as specified and the work to be performed in accordance with our best interpretation of the prints at hand and the intent of the scope of work referenced above. This work will be completed in a substantial workmanlike manner with payment to be made upon receipt of invoices. Any alteration or deviation from the above specifications involving extra costs will be executed only upon written orders and will become an extra charge over and above the proposal price. All agreements are contingent upon strikes, accidents, and/or delays beyond the control of The Tridan Group, LLC. The property/facility owner shall carry fire, tornado, and other necessary insurance upon this work. The Tridan Group, LLC will furnish workmen's compensation and general liability insurance. This proposal may be withdrawn if not accepted within thirty (30) days. If you have any questions, or need further information, please call at your earliest convenience.

Respectfully Submitted  
Dannie Hutchinson

**Acceptance of Proposal**

The above prices, specifications, and conditions are satisfactory and are hereby accepted. The Tridan Group, LLC is authorized to do the work as specified. Payment will be made per the terms of the agreement.

Accepted: \_\_\_\_\_ Date: \_\_\_\_\_



## CITY OF NEOSHO

203 E. MAIN ST.  
NEOSHO, MO 64850  
(417) 451-8050 PHONE  
(417) 451-8065 FAX  
[WWW.NEOSHOMO.GOV](http://WWW.NEOSHOMO.GOV)

---

### INSTRUCTIONS TO BIDDERS

The City of Neosho, Missouri will accept sealed bids until **Monday, March 16, 2026 at 10:00 a.m.** at the Receptionist Desk of City Hall, Attn: City Clerk, 203 East Main Street, Neosho, MO 64850. The bid will be for the following:

**Project: REBUILD OF FAIRBANKS 10-VTSH PUMP**

**Please label the envelope: FAIRBANKS 10-VTSH PUMP REBUILD Bid Opening MONDAY, MARCH 16, 2026 at 10:00 a.m.**

Questions concerning the specifications and bid procedure should be directed to Ken Brady, Local Manager, at the follow address/phone: 417-451-8080, 15318 Kentucky Rd. Neosho, MO 64850.

All bids shall be F.O.B., Neosho, MO. All bids shall be exclusive of federal, state, and city taxes. Bids on this (these) unit(s) shall be made on forms furnished with these specifications. Additional information, specifications, deviations, and manufacturer's literature should be attached to bid forms. All bids should include the turnaround time in getting started on this project.

\*W-9 Required

The City reserves the right to reject any or all bids and to accept the lowest or best bid. The City reserves the right to split bids, if in the best interest of the City.

Thank you,

David Kennedy  
City Manager

## **BID SPECIFICATIONS:**

The bid packet is for repairs to include:

- Labor to tear down and inspect
- Labor to clean parts being re-used
- Labor to assemble and paint
- Labor to media blast impeller and repair using titanium putty and brushable ceramic
- 2lbs brushable titanium putty
- 2lbs brushable ceramic coating
- Machine labor to repair packing box
- Labor to machine new suction bell ring
- Labor to machine new lower bowl ring
- Labor to machine new impeller ring
- Labor to machine new impeller hub ring
- Labor to machine new bowl bearings
- 9ea - new connector bearings
- 2ea – new lip seals
- 2ea – new line shafts
- 4ea – new line shaft couplings
- 1ea – new shaft sleeve
- 1ea – new pump shaft
- MLS charges
- Freight charges

**Equipment Schedule:**

Note:

This bid should include the delivery date.

---

**REQUESTED COUNCIL MEETING DATE:** March 17, 2026

**ITEM: Bill No. 2026-19: Buffalo River Aviation Land Lease and Temporary Easement for Construction**

---

**ORIGINATING DEPARTMENT:** Development Services Department

**ATTACHMENT:**

1. **Bill No. 2026-19 Buffalo River Aviation Land Lease Agrmt**
  2. **Amended Aircraft Land Lease Agreement-Neosho to Buffalo River Av\_**
  3. **Neosho (2) 120'x100' hangars, 200'x160' apron, fuel farm**
  4. **Buffalo River Aviation Land Lease\_Neosho Airport**
- 

**PURPOSE:**

To amend the previously approved land lease agreement with Buffalo River Aviation to incorporate the legal description and updated lease area, and to authorize a temporary construction easement to allow for construction.

**BACKGROUND:**

City Council previously approved a land lease agreement with Buffalo River Aviation for airport property at the Neosho Hugh Robinson Memorial Airport. Since approval of the original lease, Buffalo River Aviation has determined a need to expand its operations. As part of this expansion, the lessee has requested that the leased area be increased to a total of **93,849 square feet**.

The amended lease reflects the updated legal description and revised square footage associated with the expanded lease area. In addition, Buffalo River Aviation has requested a **temporary construction easement** to allow for construction activities related to the proposed expansion. The temporary easement is limited in scope and duration and is necessary to facilitate construction without impacting ongoing airport operations.

**RECOMMENDATION:**

Staff recommends approval of the amended land lease agreement, approval of the associated temporary construction easement, amendment of the agreement to modify the construction requirement from completion within one year to begin within one year and authorizing the Mayor to execute.

**AN ORDINANCE authorizing the City of Neosho, Missouri, to enter into an Amended Aircraft Hangar Site Lease Agreement with Buffalo River Aviation, LLC, an Arkansas Limited Liability Company, for the purpose of approving a ninety-nine (99) year lease and permitting the construction and use of an aircraft hangar on the leased premises; authorizing the Mayor to execute the same by and on behalf of the City of Neosho.**

WHEREAS, the City of Neosho entered into an Aircraft Hangar Site Lease Agreement with Buffalo River Aviation, LLC, an Arkansas Limited Liability Company, for the purpose of approving a ninety-nine (99) year lease and permitting the construction and use of an aircraft hangar on the leased premises on July 15, 2025; and

WHEREAS, Buffalo River Aviation, LLC, now seeks to lease additional property with a temporary construction easement to be included in an Amended Aircraft Hangar Site Lease Agreement.

BE IT ORDAINED BY THE COUNCIL OF THE CITY OF NEOSHO, MISSOURI, as follows:

Section 1. That the Amended Aircraft Hangar Site Lease Agreement with the City of Neosho as Lessor and Buffalo River Aviation, LLC, an Arkansas Limited Liability Company, as Lessee, for the purpose of approving a ninety-nine (99) year lease and permitting the construction and use of an aircraft hangar on the leased premises, a true and accurate copy of said Agreement being attached hereto and incorporated as Exhibit “A,” be and the same is hereby approved.

Section 2. That the Mayor of the City of Neosho is hereby authorized and directed to execute said Agreement by and on behalf of the City of Neosho, Missouri.

Section 3. That this Ordinance shall become effective immediately upon its passage.

PASSED BY THE COUNCIL OF THE CITY OF NEOSHO, MISSOURI, this \_\_\_\_ day of April, 2026, by a vote of \_\_\_\_\_.

**CITY OF NEOSHO, CITY COUNCIL**

\_\_\_\_\_  
Richard Davidson, Mayor

ATTEST:

\_\_\_\_\_  
Cheyenne Wright, City Clerk

SEAL

APPROVED AS TO FORM:

---

Derek A. Snyder, City Attorney

## AMENDED AIRCRAFT HANGAR SITE LEASE AGREEMENT

THIS AMENDED LEASE AGREEMENT is made and entered into this \_\_\_\_\_ day of 2026, between THE CITY OF NEOSHO HUGH ROBINSON MEMORIAL AIRPORT, hereinafter referred to as the “City”, and BUFFALO RIVER AVIATION, LLC, an Arkansas limited liability company, hereinafter referred to as “Lessee”, with reference to the following facts:

1. That the City of Neosho is the owner of certain real property commonly known as the Hugh Robinson Memorial Airport located in the City of Neosho, County of Newton and State of Missouri.
2. On July 15, 2025, the entered into an Aircraft Hangar Site Lease Agreement with the City of Neosho as “Lessor” and Buffalo River Aviation, LLC, as “Lessee.”
3. The parties desire to amend the lease agreement to add additional leased property and defining their respective rights, duties, and liabilities relating to the premises.

NOW, THEREFORE, in consideration of the mutual covenants, promises, agreements, understanding, terms, conditions, and provisions set forth herein, the Lessor and Lessee agree as follows:

1. The City hereby leases, rents, and demises to the Lessee the following premises situated in the City being more particularly described in **Exhibit “A”** and as shown in **Exhibit “B”**, both exhibits attached hereto and made a part thereof, with rights of the designated Taxiway reserved to the City for Airport use.
2. The term of this lease shall be for ninety-nine (99) years **commencing at 12:01 o’clock a.m., on the 16<sup>th</sup> day of July, 2025 and ending the 15<sup>th</sup> day of July, 2124 at 12:00 midnight unless otherwise extended by the parties in writing.**
3. It is mutually agreed and understood that the Lessee has entered into a certain proposal for the construction of two (2) T-hangars and a fueling tank and station upon the above-described premises upon which construction will begin when and if the detailed engineering plan submitted to the City Building Inspector is approved. A building permit must be obtained. In this respect, it is understood and agreed by and between the parties that in the event that the City Building Inspector does not approve the detailed engineering plans, then this agreement shall be null and void. Plans for any structures and improvements must meet the requirements as listed in **Exhibit “C”** attached hereto and made a part thereof, along with all other federal, state and local laws, regulations and codes relevant thereto.
4. It is further agreed and understood by the parties that the Lessee shall have a period not to exceed one (1) year from the date of signing this lease to complete the construction of said building. Once completed, it is understood that said aircraft hangar is and shall remain the exclusive property of Lessee subject to any chattel mortgages. During the period for construction, Lessor grants to Lessee a temporary easement for construction purposes, with said Temporary Easement attached as **Exhibit “D”** attached hereto and made a part thereof.
5. It is further understood and agreed by and between the parties that in addition to the payment by the Lessee of the cost of the construction of the airport hangar building located on the above described premises, Lessee will pay as rental for the above described lands to the City during the term hereof, the sum of ten cents per square foot (\$0.10/per square foot), for a total of **\$9,384.90 (\$0.10 x 93,849 sqft)** payable annually in advance, the first of said payments being due upon the execution of this lease **in the amount of \$8,186.79 (\$797.49 still due from July 15, 2025 to January 2, 2026, plus \$443.34 for the prorated portion of January 3-March 31, 2026 and \$6,945.95 for the prorated amount of April 1, 2026 through January 2, 2027,** and the remaining payments being due on the **third (3<sup>rd</sup>) day of January** thereafter during the primary terms hereof. It is understood and agreed by and between the parties that time is of the essence of this contract and Lessee does hereby bind him/her to pay promptly said rental payments for the full term hereof. Failure to make timely rental payments will be grounds for default. It is further understood and agreed that there shall be a mandatory site lease rent cost review every fifth (5<sup>th</sup>) year, for the duration of the lease, for possible rent adjustment, up or down, based on inflation factors and airport improvements. Both parties understand that there will be a CPI (Consumer Pricing Index) adjustment every five (5) years.

Additionally, Lessee agrees that it may store, dispense and utilize **Jet A fuel** (“fuel”) within the area described in Exhibit “A”, specifically the 50 foot by 50 foot area designated. In addition to annual rents, Lessee will pay at least

quarter annually, \$0.05 per gallon of fuel delivered for Lessee's use, as determined by Lessee's Bill of Lading provided to the City.

6. Lessee does covenant and agree as a part of the consideration for this Lease, to keep the aforesaid hangar buildings, along with any ATF station or equipment, in good appearance, in safe operational condition and repair during the term hereof. Failure to do so may, at the sole option of the City, be cause for default of this agreement.
7. It is agreed by and between the parties that Lessee may not assign this Lease without written consent of the City. The assignment without the consent of the City shall immediately void this lease in its entirety. Lessee further agrees to pay all Personal Property tax levied against the structures and improvements.
8. It is agreed by and between the parties that Lessee shall keep all premises and every part thereof and all buildings and improvements of any kind located thereon free and clear of any and all mechanic's or material man's liens for or arising out of or in connection with work of labor done, services performed, materials or appliances used or furnished for or in connection with any operation of Lessee, and any alterations, improvements, repairs or additions which Lessee may make, permit, cause to be made or any work or construction by or permitted by the Lessee on or about the premises, and any obligations of any kind incurred by the Lessee shall at all times be promptly and fully paid and discharged in accordance with the terms of its financing. Lessee shall indemnify the City for any and all such liens and claims of liens or suits or other proceedings pertaining thereto.
9. It is agreed by and between the parties that Lessee shall not use or permit the premises or any part thereof to be used for any purpose or purposes other than aviation for which the demised premises are hereby leased, and no use shall be made or permitted to be made to the demised premises, nor acts done which will cause a cancellation of any insurance policy covering the buildings located thereon or any part thereof, nor about the demised premises, nor articles which may be prohibited by standard form of fire insurance policies. Lessee shall, at their own expense, comply with all requirements pertaining to the demised premises of any insurance organization or company necessary for the maintenance of insurance that is herein provided covering any building or appurtenances at any time located on the demised premises. Lessee shall receive written approval from Lessor prior to any commercial activity being engaged in which directly or indirectly effects said hangar.
10. It is agreed by and between the parties that Lessee's obligation herein above set forth are hereby considered to be covenants on the part of the Lessee, and Lessee does hereby covenant and agree to perform all the above duties as part of the consideration hereof.
11. It is agreed by and between the parties that the City shall furnish to the Lessee the right to use the taxiway provided by the Airport for ingress and egress from the hangar building to the runway of the Hugh Robinson Memorial Airport, and further to provide Lessee with parking space, for the use of said hangar building. (No inoperable vehicle, or vehicle that is in the process of repair will be allowed parked outside of the hangar for more than 96 hours. All vehicles parked outside of the hangars shall have current license and registration, and no parked vehicle shall be allowed to block the taxiways for other users.)
12. It is agreed by and between the parties that the City shall not be responsible for any loss, injury, death, or damage to persons or property which at any time may be suffered or sustained by Lessee or by any person whomsoever who may at any time be using or occupying or visiting the demised premises, or be in on or about the same whether such loss, injury, death or damage shall be caused by or in any way result from or arise out of any act, omission, or negligence of Lessee or of the occupant, visitor or user of any portion of the premises or shall result from or be caused by any other matter or thing whether of the same kind as or of a different kind than the matters or things above set forth, and Lessee shall indemnify the City against all claims, liabilities, loss, or damage whatsoever on account of any such loss, injury, death or damage.
13. Lessee covenants and agrees to pay all utility bills concerning the use of the building located on the above-described real property, including telephone bills, and to save the City harmless from all such expenses.
14. It is agreed and understood that Lessee shall not have the right to place upon the above-described premises any additions, buildings, or facilities without the prior written consent of the City.
15. It is expressly agreed and understood by and between the parties that the balance of the lands of airport facilities of the City of Neosho other than those above described and hereby leased, may be used, occupied, and dealt with by

the City as it shall see fit from time to time; and it is expressly agreed that only the land herein above described by metes and bounds are leased hereby and that Lessee shall not have right with regard to the balance of the lands of the Hugh Robinson Memorial Airport except the right to use the taxiway above referred to and the parking space, and the runway in accordance with Federal Aviation Administration Regulations.

16. Lessee does hereby covenant and agree to operate the premises in a good and workmanlike manner and further covenant and agree that they will neither commit waste nor permit waste to be committed upon the land hereby leased and further covenant that they will see to the maintenance and proper usage by themselves and their employees of the facilities hereby leased and the proper use of the Hugh Robinson Memorial Airport by their employees.
17. Lessee agrees that in his/her operation and use of the Hugh Robinson Memorial Airport, s/he will not, on grounds of race, color, religion, physical disability or national origin discriminate or permit discrimination against any person or group of persons in any manner prohibited by Part 21 of the Department of Transportation Regulations.
18. It is understood and agreed that nothing herein contained shall be construed to grant or authorize the granting of an exclusive right within the meaning of Section 308A of the Federal Aviation Act of 1958.
19. Not less than thirty (30) days prior to construction of hangar an FAA Form 7460-1, "Notice of Proposed Construction or Alteration", must be filed and approved by the Federal Aviation Administration and evidenced by a written "Determination of No Hazard to Air Navigation" report. Lessee agrees to follow all recommendations presented in the airspace study if deemed necessary by the City.
20. This agreement shall extend to bind and inure to the benefit of the parties hereto and to their respective heirs, successors, executors, administrators and assigns.
21. In the event of default or an event causing this lease to become null and void the building is to be moved in its entirety within 180 days of the date of such default or event, or if accepted, granted to the City in its entirety at no monetary cost. In the event the building is accepted and granted to the City, the City will provide to the Lessee a donation receipt equal to a fair and just appraised value of said building. In the event of two or three appraised values being obtained, the fair and just amount shall be calculated by averaging the amount of the aggregate appraised values. In no event shall more than three appraised values be obtained.

IN WITNESS WHEREOF, the parties hereto have hereunto set their hands and affix their respective signatures on the date first above written.

By \_\_\_\_\_  
Mayor Or City Manager

“LESSOR”

ATTEST: \_\_\_\_\_  
Cheyene Wright, City Clerk

SEAL:

“LESSEE(S)”

**EXHIBIT A**

PART OF THE S.W.QTR. OF SEC.16, T.24N., R.32W., NEWTON COUNTY, MISSOURI, BEING PART OF A TRACT OF LAND DESCRIBED IN B.246 P.468 & B.273 P.297, AND BEING MORE-PARTICULARLY DESCRIBED AS FOLLOWS:

BEGINNING AT A POINT BEARING N.14°17'46"W., A DISTANCE OF 2149.76', FROM THE S.QTR. CORNER, SEC.16, T.24N., R.32W., THIS AND ALL SUBSEQUENT BEARINGS BASED ON THE MISSOURI STATE PLANE GRID (1983);

SAID POINT OF BEGINNING ALSO BEARING N.51°20'57"E., A DISTANCE OF 411.45', FROM THE N.E. CORNER OF A HANGAR LEASE STANDING IN THE NAME OF EARL, AS DESCRIBED IN B.353 P.8459, AND SAID HANGAR LEASE AS SHOWN ON 'AIRPORT SUBDIVISION' SURVEY BY COUNTY SURVEYOR LONCARICH IN MARCH, 2009;

THENCE: N.78°10'58"W. 188.30';

THENCE: N.77°33'55"W. 143.68';

THENCE: N.12°1'28"E. 174.95';

THENCE: N.37°34'57"E. 129.69' TO A POINT BEARING S.58°34'0"W., 825.76' DISTANT, FROM THE NORTHERNMOST CORNER OF SAID 'AIRPORT SUBDIVISION';

THENCE: S.77°59'57"E. 275.90';

THENCE: S.12°0'3"W. 292.42' TO THE POINT OF BEGINNING.

THIS DESCRIPTION WAS PREPARED BY ZACHARY WINTERS, PLS-2006016646.

## EXHIBIT C

The following represents a minimum requirement list of building specifications to be met by any future building prospects. This minimum required list is subject to any additions or deletions and must meet final approval of the City of Neosho Building Inspector.

1. Total concrete floor.
2. All materials used for construction must be new or unused.
3. Colors must be compatible with other buildings at the Airport.
4. Uprights and trusses must be of metal construction.
5. Exterior skin must be matching color, or otherwise acceptable steel metal siding.
6. Minimum building size 60' X 60'.
7. Land lease based on lot size.
8. Roof pitch must be 1/12 - 4/12.
9. Hangar door must be approved by the City.
10. Must connect to City water and sewer if applicable.
11. Building must meet City building codes.
12. Building permit must be obtained before construction begins.

**EXHIBIT D**  
TEMPORARY GRADING EASEMENT DESCRIPTION

PART OF THE S.W.QTR. OF SEC.16, T.24N., R.32W., NEWTON COUNTY, MISSOURI, BEING PART OF A TRACT OF LAND DESCRIBED IN B.246 P.468 & B.273 P.297, AND BEING MORE-PARTICULARLY DESCRIBED AS FOLLOWS:

BEGINNING AT A POINT BEARING N.22°22'42"W., A DISTANCE OF 2379.96', FROM THE S.QTR. CORNER, SEC.16, T.24N., R.32W., THIS AND ALL SUBSEQUENT BEARINGS BASED ON THE MISSOURI STATE PLANE GRID (1983);

SAID POINT OF BEGINNING ALSO BEARING N.8°11'37"W., A DISTANCE OF 378.38', FROM THE N.E. CORNER OF A HANGAR LEASE STANDING IN THE NAME OF EARL, AS DESCRIBED IN B.353 P.8459, AND SAID HANGAR LEASE AS SHOWN ON 'AIRPORT SUBDIVISION' SURVEY BY COUNTY SURVEYOR LONCARICH IN MARCH, 2009;

THENCE: N.78°7'14"W. 155.12';

THENCE: N.11°52'46"E. 120.89';

THENCE: N.78°7'14"W. 38.30';

THENCE: N.11°52'46"E. 109.74';

THENCE: S.78°7'14"E. 20.35';

THENCE: N.11°52'46"E. 52.89';

THENCE: S.78°7'14"E. 173.06' TO A POINT BEARING S.64°59'15"W., 896.48' DISTANT, FROM THE NORTHERNMOST CORNER OF SAID 'AIRPORT SUBDIVISION';

THENCE: S.11°52'46"W. 283.52' TO THE POINT OF BEGINNING.

THIS DESCRIPTION WAS PREPARED BY ZACHARY WINTERS, PLS-2006016646.



## AIRCRAFT HANGAR SITE LEASE AGREEMENT

THIS LEASE AGREEMENT is made and entered into this 15<sup>th</sup> day of July 2025, between THE CITY OF NEOSHO HUGH ROBINSON MEMORIAL AIRPORT, hereinafter referred to as the "City", and BUFFALO RIVER AVIATION, LLC, an Arkansas limited liability company, hereinafter referred to as "Lessee", with reference to the following facts:

1. That the City of Neosho is the owner of certain real property commonly known as the Hugh Robinson Memorial Airport located in the City of Neosho, County of Newton and State of Missouri.
2. That the City of Neosho shall be the "Lessor", and the "Lessee" desires to lease from the City certain real property hereinafter referred to as the "premises".
3. The parties desire to enter into a lease agreement defining their respective rights, duties, and liabilities relating to the premises.

NOW, THEREFORE, in consideration of the mutual covenants, promises, agreements, understanding, terms, conditions, and provisions set forth herein, the Lessor and Lessee agree as follows:

1. The City hereby leases, rents, and demises to the Lessee the following premises situated in the City: an area approximately 160 feet by 200 feet, along with a 50 foot by 50 foot fuel pad as shown on Exhibit "A" attached hereto and made a part thereof, with rights of the designated Taxiway reserved to the City for Airport use.
2. The term of this lease shall be for ninety-nine (99) years commencing at 12:01 o'clock a.m., on the 16<sup>th</sup> day of July, 2025 and ending the 15<sup>th</sup> day of July, 2124 at 12:00 midnight unless otherwise extended by the parties in writing.
3. It is mutually agreed and understood that the Lessee has entered into a certain proposal for the construction of two (2) T-hangars and a fueling tank and station upon the above-described premises upon which construction will begin when and if the detailed engineering plan submitted to the City Building Inspector is approved. A building permit must be obtained. In this respect, it is understood and agreed by and between the parties that in the event that the City Building Inspector does not approve the detailed engineering plans, then this agreement shall be null and void. Plans for any structures and improvements must meet the requirements as listed in Exhibit "B" attached hereto and made a part thereof, along with all other federal, state and local laws, regulations and codes relevant thereto.
4. It is further agreed and understood by the parties that the Lessee shall have a period not to exceed one (1) year from the date of signing this lease to complete the construction of said building. Once completed, it is understood that said aircraft hangar is and shall remain the exclusive property of Lessee subject to any chattel mortgages.
5. It is further understood and agreed by and between the parties that in addition to the payment by the Lessee of the cost of the construction of the airport hangar building located on the above described premises, Lessee will pay as rental for the above described lands to the City during the term hereof, the sum of ten cents per square foot (\$0.10/per square foot), for a total of \$1,740.00 (\$0.10 x 17400 sqft or 120' x 145') payable annually in advance, the first of said payments being due upon the execution of this lease at the prorated amount of \$797.49, and the remaining payments being due on the third (3<sup>rd</sup>) day of January thereafter during the primary terms hereof. It is understood and agreed by and between the parties that time is of the essence of this contract and Lessee does hereby bind him/her to pay promptly said rental payments for the full term hereof. Failure to make timely rental payments will be grounds for default. It is further understood and agreed that there shall be a mandatory site lease rent cost review every fifth (5<sup>th</sup>) year, for the duration of the lease, for possible rent adjustment, up or down, based on inflation factors and airport improvements. Both parties understand that there will be a CPI (Consumer Pricing Index) adjustment every five (5) years.

Additionally, Lessee agrees that it may store, dispense and utilize aviation turbine fuel ("ATF") within the area described in Exhibit "A", specifically the 50 foot by 50 foot area designated. In addition to annual rents, Lessee will pay at least quarter annually, \$0.05 per gallon of ATF delivered for Lessee's use, as determined by a deliverable's invoice provided by Lessee to the City.

6. Lessee does covenant and agree as a part of the consideration for this Lease, to keep the aforesaid hangar buildings, along with any ATF station or equipment, in good appearance, in safe operational condition and repair during the term hereof. Failure to do so may, at the sole option of the City, be cause for default of this agreement.
7. It is agreed by and between the parties that Lessee may not assign this Lease without written consent of the City. The assignment without the consent of the City shall immediately void this lease in its entirety. Lessee further agrees to pay all Personal Property tax levied against the structures and improvements.
8. It is agreed by and between the parties that Lessee shall keep all premises and every part thereof and all buildings and improvements of any kind located thereon free and clear of any and all mechanic's or material man's liens for or arising out of or in connection with work of labor done, services performed, materials or appliances used or furnished for or in connection with any operation of Lessee, and any alterations, improvements, repairs or additions which Lessee may make, permit, cause to be made or any work or construction by or permitted by the Lessee on or about the premises, and any obligations of any kind incurred by the Lessee shall at all times be promptly and fully paid and discharged in accordance with the terms of its financing. Lessee shall indemnify the City for any and all such liens and claims of liens or suits or other proceedings pertaining thereto.
9. It is agreed by and between the parties that Lessee shall not use or permit the premises or any part thereof to be used for any purpose or purposes other than aviation for which the demised premises are hereby leased, and no use shall be made or permitted to be made to the demised premises, nor acts done which will cause a cancellation of any insurance policy covering the buildings located thereon or any part thereof, nor about the demised premises, nor articles which may be prohibited by standard form of fire insurance policies. Lessee shall, at their own expense, comply with all requirements pertaining to the demised premises of any insurance organization or company necessary for the maintenance of insurance that is herein provided covering any building or appurtenances at any time located on the demised premises. Lessee shall receive written approval from Lessor prior to any commercial activity being engaged in which directly or indirectly effects said hangar.
10. It is agreed by and between the parties that Lessee's obligation herein above set forth are hereby considered to be covenants on the part of the Lessee, and Lessee does hereby covenant and agree to perform all the above duties as part of the consideration hereof.
11. It is agreed by and between the parties that the City shall furnish to the Lessee the right to use the taxiway provided by the Airport for ingress and egress from the hangar building to the runway of the Hugh Robinson Memorial Airport, and further to provide Lessee with parking space, for the use of said hangar building. (No inoperable vehicle, or vehicle that is in the process of repair will be allowed parked outside of the hangar for more than 96 hours. All vehicles parked outside of the hangars shall have current license and registration, and no parked vehicle shall be allowed to block the taxiways for other users.)
12. It is agreed by and between the parties that the City shall not be responsible for any loss, injury, death, or damage to persons or property which at any time may be suffered or sustained by Lessee or by any person whomsoever who may at any time be using or occupying or visiting the demised premises, or be in on or about the same whether such loss, injury, death or damage shall be caused by or in any way result from or arise out of any act, omission, or negligence of Lessee or of the occupant, visitor or user of any portion of the premises or shall result from or be caused by any other matter or thing whether of the same kind as or of a different kind than the matters or things above set forth, and Lessee shall indemnify the City against all claims, liabilities, loss, or damage whatsoever on account of any such loss, injury, death or damage.
13. Lessee covenants and agrees to pay all utility bills concerning the use of the building located on the above-described real property, including telephone bills, and to save the City harmless from all such expenses.
14. It is agreed and understood that Lessee shall not have the right to place upon the above-described premises any additions, buildings, or facilities without the prior written consent of the City.
15. It is expressly agreed and understood by and between the parties that the balance of the lands of airport facilities of the City of Neosho other than those above described and hereby leased, may be used, occupied, and dealt with by the City as it shall see fit from time to time; and it is expressly agreed that only the land herein above described by metes and bounds are leased hereby and that Lessee shall not have right with regard to the balance of the lands of

SEAL:



**EXHIBIT "B"**

The following represents a minimum requirement list of building specifications to be met by any future building prospects. This minimum required list is subject to any additions or deletions and must meet final approval of the City of Neosho Building Inspector.


1. Total concrete floor.
2. All materials used for construction must be new or unused.
3. Colors must be compatible with other buildings at the Airport.
4. Uprights and trusses must be of metal construction.
5. Exterior skin must be matching color, or otherwise acceptable steel metal siding.
6. Minimum building size 60' X 60'.
7. Land lease based on lot size.
8. Roof pitch must be 1/12 - 4/12.
9. Hangar door must be approved by the City.
10. Must connect to City water and sewer if applicable.
11. Building must meet City building codes.
12. Building permit must be obtained before construction begins.

the Hugh Robinson Memorial Airport except the right to use the taxiway above referred to and the parking space, and the runway in accordance with Federal Aviation Administration Regulations.

16. Lessee does hereby covenant and agree to operate the premises in a good and workmanlike manner and further covenant and agree that they will neither commit waste nor permit waste to be committed upon the land hereby leased and further covenant that they will see to the maintenance and proper usage by themselves and their employees of the facilities hereby leased and the proper use of the Hugh Robinson Memorial Airport by their employees.
17. Lessee agrees that in his/her operation and use of the Hugh Robinson Memorial Airport, s/he will not, on grounds of race, color, religion, physical disability or national origin discriminate or permit discrimination against any person or group of persons in any manner prohibited by Part 21 of the Department of Transportation Regulations.
18. It is understood and agreed that nothing herein contained shall be construed to grant or authorize the granting of an exclusive right within the meaning of Section 308A of the Federal Aviation Act of 1958.
19. Not less than thirty (30) days prior to construction of hangar an FAA Form 7460-1, "Notice of Proposed Construction or Alteration", must be filed and approved by the Federal Aviation Administration and evidenced by a written "Determination of No Hazard to Air Navigation" report. Lessee agrees to follow all recommendations presented in the airspace study if deemed necessary by the City.
20. This agreement shall extend to bind and inure to the benefit of the parties hereto and to their respective heirs, successors, executors, administrators and assigns.

DEFAULT: In the event of default or an event causing this lease to become null and void the building is to be moved in its entirety within 180 days of the date of such default or event, or if accepted, granted to the City in its entirety at no monetary cost. In the event the building is accepted and granted to the City, the City will provide to the Lessee a donation receipt equal to a fair and just appraised value of said building. In the event of two or three appraised values being obtained, the fair and just amount shall be calculated by averaging the amount of the aggregate appraised values. In no event shall more than three appraised values be obtained.


IN WITNESS WHEREOF, the parties hereto have hereunto set their hands and affix their respective signatures on the date first above written.

By  \_\_\_\_\_  
Mayor Or City Manager

"LESSOR"

Bureau River Aviation, LLC

CHRISTOPHER TOWNLEY, member: manager

 \_\_\_\_\_  
7/1/2025

"LESSEE(S)"

ATTEST: Cheyenne Galt  
City Clerk



---

**REQUESTED COUNCIL MEETING DATE:** March 17, 2026

**ITEM:** Bill No. 2026-20: Hugh Robinson Memorial Airport Fees

---

**ORIGINATING DEPARTMENT:** Development Services Department

**ATTACHMENT:**

1. Bill No. 2026-20 Airport Fees
  2. Fee Packet for Council
- 

**PURPOSE:**

Request to approve an update to the hangar rental rates and related service fees at Hugh Robinson Memorial Airport to better align with current market conditions, recover operational costs, and support the long-term sustainability of airport operations. The proposed fee schedule reflects recommendations from the Airport Board and is intended to modernize rates that have remained unchanged for an extended period.

**BACKGROUND:**

The City of Neosho has not implemented an increase in airport hangar rental rates or service fees in 14 years, resulting in more than a decade of static pricing despite increases in operating, maintenance, and utility costs. A review of surrounding regional airports indicates that Neosho's existing rates are generally at the low end of comparable facilities. Neosho hangars provide amenities that are not universally offered at nearby airports, including water service, electric utilities, and electric doors in several hangar types. These features create ongoing operational expenses that are not fully recovered under the current rate structure. The Airport Board reviewed current conditions and regional comparisons and developed a recommended fee schedule intended to balance affordability for tenants with responsible stewardship of public infrastructure. The recommendations include modest increases to existing hangars, establishment of rates for new hangars, and adoption of an after-hours call-out service fee to recover staff time and response costs.

**RECOMMENDATION:**

Staff recommends that City Council approve the proposed hangar and service fee adjustments as presented.

**AN ORDINANCE of the City of Neosho amending Title I Government Code, Chapter 145, Airport, Article I, In General, to add a new Section 145.020, Rental Fees to codify rental fees for hangars, and storage at the Neosho Hugh Robinson Airport.**

NOW, THEREFORE, BE IT ORDAINED BY THE COUNCIL OF THE CITY OF NEOSHO, MISSOURI, as follows:

**Section 1.** That Title I Government Code, Chapter 145, Airport, Article I, In General, be amended by adding a new Section 145.020 Rental Fees to read as follows:

“Chapter 145 Airport”

“Article I In General”

“Section 145.020 Rental Fees”

“The fees for renting storage spaces at the Neosho Hugh Robinson Airport shall be established, be amended or modified by the City Council.

Fees shall be set as follows:

T-Hangar #1-23 -	\$250.00 per month
Twin T-Hangar #T24-T28-	\$275.00 per month
Quonset Hut (per tenant)-	\$250.00 per month
Box Hangar -	\$275.00 per month
Storage Rooms -	\$35.00 per month
Late Fees-	\$30.00 per month
After hours call out-	\$75 per call out

**Section 2.** That this ordinance shall be in full force and effect from and after its passage.

PASSED BY THE COUNCIL OF THE CITY OF NEOSHO, MISSOURI, this \_\_\_\_ day of April, 2026, by a vote of \_\_\_\_\_.

**CITY OF NEOSHO, CITY COUNCIL**

\_\_\_\_\_  
Richard Davidson, Mayor

ATTEST:

\_\_\_\_\_  
Cheyenne Wright, City Clerk

SEAL

APPROVED AS TO FORM:

---

Derek A. Snyder, City Attorney

EST  1878

# NEOSHO

## DEVELOPMENT SERVICES

### Fee schedule recommendations for Neosho Hugh Robinson airport Recommendations provided by the Airport Board

**T-Hangars # 1-23 - \$250 Per Month. Existing hangars, \$50 increase per month.**

**Twin T-Hangars #24-28- \$275 Per Month. New hangars. Currently unoccupied.**

**2-unit Quonset Hut- \$250 per month per tenant. Existing hangars, \$50 increase per month, per tenant.**

**Box Hanger- \$275 per month. Price is comparable with surrounding airports. No increase.**

**Storage rooms- \$35 Per Month.**

**After hours call out service fee-\$75. Currently there is no call out fee for after-hour service. This price is comparable to surrounding airports.**



## Hugh Robinson Memorial Airport – City of Neosho, Missouri Background and Need for Adjustment of Fees

The City of Neosho has not implemented an increase in airport hangar rental rates since **2011**, resulting in more than a decade of static pricing despite rising operational, maintenance, and utility costs.

The proposed fee adjustments are intended to align hangar rents more closely with current market conditions, ensure long-term sustainability of airport operations, and maintain cost recovery for services provided to tenants.

### Comparison of Surrounding Airports

A review of hangar rates at comparable regional airports demonstrates that **Neosho's current rates are generally below or at the low end of surrounding communities**, particularly when accounting for the amenities provided.

### Value of Neosho Hangars

Unlike many surrounding airports, **Neosho hangars include water service, electric utilities, and electric doors in several hangar types**, representing a higher level of amenity and ongoing operational cost. When these features are considered, the proposed rates remain competitive and, in many cases, favorable compared to similarly equipped hangars in the region.

Additionally, Neosho's proposed **\$75 after-hours service fee** that remains comparable airports, such as Grove (\$100) and Monett (\$50), while still providing cost recovery for staff time and response expenses.

### Conclusion

The proposed hangar fee adjustments represent a **measured and necessary update** following more than **14 years without an increase**. The adjustments better reflect current operating costs, align Neosho with regional market rates, and ensure the continued ability of the City to maintain safe, reliable, and well-serviced airport facilities. Even with the proposed increases, Neosho remains competitive within the regional aviation market while responsibly managing public infrastructure.

**MINUTES**  
**NEOSHO AIRPORT INDUSTRIAL DEVELOPMENT BOARD**  
**Thursday, March 12, 2026, at 3:00 pm**

**CALL TO ORDER**

The meeting was called to order at 3:00pm by Patrick Andrews.

**ROLL CALL**

Present were Patrick Andrews, Skip Sweet, Kyle Franklin, Liz Franklin, Richard Davidson, Check Graves and Adam Worster.

**APPROVAL OF MINUTES:**

The minutes of the Regular Session of June 19, 2025, Motion; Kyle Frankline, Second: Liz Franklin and were accepted by unanimous vote.

**NEW BUSINESS**

1. Update of the T-Hangar construction project.

The board was updated on the T-Hangar project completion and the status of the MODOT grant funds.

2. Update on fuel pump issues.

Staff has contacted multiple companies for diagnosis and has replaced parts; the fuel line has been uncovered to check for damage and the was no visual damage observed. The board provided recommendations for problems to consider such as a bench check on the pump and looking at possibly replacing the fuel line.

3. Update on Buffalo River Aviation hangar project.

The Buffalo River Aviation project is waiting for a signed lease it is expected to go to City Council for approval on Tuesday March 17<sup>th</sup>.

4. Discussion of Hangar Fees and service fees for the airport.

After general discussion of the cost of operations, the comparable prices of surrounding airports and the agreed need for increased fees the board recommended the following fee schedule.

T-Hangars 1-23 - \$250 Per month

T- Hangars T24-T28- \$275 Per month

Quonset Hut- \$250 Per month

Box Hangar- \$275 Per month

Storerooms- \$35 Per month

After hours call out service fee- \$75 Per month

This was motioned by Rick Sweet and seconded by Kyle Franklin and accepted by unanimous vote.

**OLD BUSINESS**

NONE

**ADJOURN**

The meeting was adjourned at 3:56pm. Motion by Richard Davidson and seconded by Kyle Franklin and accepted by a unanimous vote.

---

**REQUESTED COUNCIL MEETING DATE:** March 17, 2026

**ITEM: Bill No. 2026-21: Real Estate Purchase Contract (City of Neosho & Neosho Crosslines Ministries/Restoration Life Center)**

---

**ORIGINATING DEPARTMENT:** City Manager

**ATTACHMENT:**

1. **Bill No. 2026-21 Real Estate Purchase\_RLC and Neosho**
  2. **Bill No. 2026-21 Real Estate Purchase Contract\_Restoration Life Center**
- 

**PURPOSE:**

The Ordinance sets out the framework for a proposed exchange of real property between the City of Neosho and Neosho Crosslines Ministries, Inc., d/b/a Restoration Life Center (“RLC”).

**BACKGROUND:**

This item is a proposed long-term property exchange agreement between the City of Neosho (“City”) and Neosho Crosslines Ministries, Inc., d/b/a Restoration Life Center (“RLC”). The agreement is structured to allow both parties to continue using their current facilities for a period of time while planning and constructing future facilities, then complete the property transfers at a later closing.

**Key Terms**

- **Properties involved:** City to acquire RLC property at **300 E. Main** (Exhibit A). RLC to acquire City properties at **201 N. College, 125 N. College, and 221 Brook St.** (Exhibit B).
- **Operational continuity:** The City anticipates continued use of Exhibit B properties for **Police and Fire services** until new facilities are constructed. RLC anticipates continued use of Exhibit A.

**Closing & Lease Structure**

- **Closing requirements:** Closing is intended to occur **after** the City has relocated Police and Fire services from the Exhibit B properties. At closing, deeds are to be approved and authorized by **resolution or ordinance** of each party, and the parties will execute the related lease agreement.
- **Lease term:** Annual lease terms do not extend beyond **three (3) years after closing** and may then be extended on a **month-to-month** basis.
- Pursuant to Section 120.235 of the City Code, Council may determine that a sealed-bid sale or other method is impractical and/or not reasonably feasible and that the public interest is served through the proposed conveyance/transfer under the MOU terms.

**RECOMMENDATION:**

Adopt the ordinance as presented: (1) declare the identified City-owned tracts surplus; (2) waive the requirements of City Code Section 120.235 as provided in the ordinance; (3) approve the MOU with RLC; and (4) authorize the Mayor to execute the MOU and all other necessary documents to effectuate the contemplated real estate agreement(s) and lease agreement.

**AN ORDINANCE of the City of Neosho declaring certain tracts of real property located at 201 N. College, 125 N. College and 221 Brook Street as surplus and waiving the requirements pursuant to Section 120.235 Purchases and Sales of Real Estate and authorizing the City of Neosho, Missouri, a Missouri Municipal Corporation (“City”), to enter into and approving a Memorandum of Understanding and Agreement (“MOU”) with Neosho Crosslines Ministries, Inc., a Missouri nonprofit corporation, dba Restoration Life Center (“RLC”), for the purpose of entering into a future real estate agreement to purchase or acquire real property and to sell or transfer real property to be declared surplus and Lease Agreement for the same; and authorizing the Mayor to execute the same by and on behalf of the City of Neosho.**

WHEREAS, City owns a certain tracts of property located at 201 N. College, 125 N. College and 221 Brook Street, in Neosho, Missouri, that said properties serve no public purpose and/or the City has made plans for the future that would cause the same to be of no public purpose at that future date, and the same should be declared surplus; and

WHEREAS, RLC owns a certain tract of property located on 300 E. Main Street in Neosho, Missouri; and

WHEREAS, this real property to be declared surplus will best benefit the public by conveyance and transfer to RLC under the terms of the proposed MOU.

NOW, THEREFORE, BE IT ORDAINED BY THE COUNCIL OF THE CITY OF NEOSHO, MISSOURI, as follows:

**Section 1.** That certain property owned by the City of Neosho, serving no current public purpose, shall be declared surplus and this property being legally described as:

Lots 3, 5, 6, 7 and 2, EXCEPT 100 feet squarely off the South end thereof Lot 2, and all of Lot 4, EXCEPT 100 feet squarely off the South end thereof, all in Block 7, McCord’s Addition to the City of Neosho, Newton County, Missouri, according to the recorded plat thereof, together with a strip of ground extending in an East-West direction across and through the West Half of said Block 7, which said strip of ground was formerly an alley, all in Newton County, Missouri, EXCEPT the South 100 feet of said Lot 3, Block 7, McCord’s Addition.

AND

The South 100 feet of Lot 2 in Block 7, McCord’s Addition to the City of Neosho, Newton County, Missouri, according to the recorded plat thereof.

AND

All of the South 100 feet of Lots 3 and 4, Block 7, McCord’s Addition to the City of Neosho, Newton County, Missouri, according to the recorded plat thereof.

AND

Lots 7, 8 and 9 in Block 5, McCord's Addition to the City of Neosho, Newton County, Missouri, according to the recorded plat thereof.

**Section 2.** That pursuant to Section 120.235 of the City Code of Ordinances, the City Council has deemed that sale by sealed bid or other method would be impractical and/or not reasonably feasible and the public interest will be served thereby conveying and transferring said property to Crosslines Churches of the Joplin Area, Inc., a Missouri nonprofit corporation, dba Restoration Life Center ("RLC"), under the terms of the proposed MOU.

**Section 3.** That the Memorandum of Understanding and Agreement between the City of Neosho and RLC, a Missouri nonprofit corporation, for the purpose of entering into a future real estate agreement to purchase or acquire real property and to sell or transfer real property to be declared surplus and a lease agreement for the property to be used by RLC, a true and accurate copy of said Agreement being attached hereto and incorporated as Exhibit "A," be and the same is hereby approved.

**Section 4.** That the Mayor is hereby authorized and directed to execute said Memorandum of Understanding, and to execute all other necessary documents to effectuate the same, including but not limited to, the Real Estate Agreement, and Lease Agreement related to the same, by and on behalf of the City of Neosho, Missouri.

**Section 5.** That this ordinance shall be in full force and effect on \_\_\_\_\_, 2026

PASSED BY THE COUNCIL OF THE CITY OF NEOSHO, MISSOURI, this \_\_\_ day of \_\_\_\_\_, 2026, by a vote of \_\_\_\_\_.

**CITY OF NEOSHO, CITY COUNCIL**

\_\_\_\_\_  
Richard Davidson, Mayor

ATTEST:

\_\_\_\_\_  
Cheyenne Wright, City Clerk

APPROVED AS TO FORM:

SEAL

\_\_\_\_\_  
Derek A. Snyder, City Attorney

## MEMORANDUM OF UNDERSTANDING AND AGREEMENT

This memorandum of understanding and agreement (herein "MOU") is made on this \_\_\_\_ day of \_\_\_\_\_, 2026, by and between the **City of Neosho, Missouri**, a Missouri Municipal Corporation ("**City**"), and **Neosho Crosslines Ministries, Inc.**, a Missouri nonprofit corporation, dba Restoration Life Center ("**RLC**"), with City and RLC being referred to collectively as "the Parties" from time to time.

WHEREAS, RLC owns a certain tract of property located on 300 E. Main Street in Neosho, Missouri, **being more particularly described below** (hereinafter referred to as Exhibit "A"); and

WHEREAS, City owns a certain tracts of property located at 201 N. College, 125 N. College and 221 Brook Street, in Neosho, Missouri, **being more particularly described below** (hereinafter referred to as Exhibit "B"); and

WHEREAS, the City desires to transfer, convey and deed Exhibit B to the RLC in exchange for Exhibit A to be transferred, conveyed and deeded by the RLC to the City; and

WHEREAS, the RLC desires to transfer, convey and deed Exhibit A to the City in exchange for Exhibit B to be transferred, conveyed and deeded by the City to the RLC; and

WHEREAS, City requires to maintain properties on Exhibit B for use of Police and Fire services until new facilities can be constructed for those services; and

WHEREAS, RLC requires to maintain its property on Exhibit A until new facilities can be constructed on Exhibit B; and

WHEREAS, to allow each party sufficient time to continue using their respective parcels and to make planned improvements allowing each Party to vacate its parcel, the Parties have agreed to terms to be set forth in a Real Estate Purchase agreement and Lease Agreement for the above referenced parcels to the designated party and to sell, transfer and convey the above described real property from the City to the RLC and from the RLC to the City and the continued leasing thereof; and

WHEREAS, for the reasons set forth herein, the Parties desire to set out the material terms of their collaboration to transfer, convey and deed to each respective party's parcels (Exhibit A and Exhibit B), and authorize a Lease Agreement for subsequent use and possession after transfer and conveyance in this Memorandum of Understanding and Agreement.

NOW, THEREFORE, in consideration of the mutual promises set forth herein and for other good and valuable consideration, the receipt and sufficiency of which is hereby acknowledged, City and RLC agree as follows:

1. Responsibilities of City.

a. City shall adopt an Ordinance authorizing this Memorandum of Understanding, and upon a the terms set out herein and the Real Estate Agreement, with Exhibit "A", Exhibit "B" and Exhibit "C", Lease Agreement and the Lease Exhibit "A", each attached hereto and incorporated herein, City to deed the property in Exhibit B to RLC in exchange for the property in Exhibit A to be deeded by RLC to City, with costs assigned pursuant to the Exhibits herein attached.

b. City shall relocate Police and Fire Department personnel to a yet to be constructed new facility, at which time the Closing of this transaction shall be scheduled.

c. City shall permit RLC use and possession of the property in Exhibit B after the Closing pursuant to Exhibit C, Lease Agreement.

2. Responsibilities of RLC.

a. RLC shall adopt a Resolution authorizing this Memorandum of Understanding, and upon the terms set out herein and the Real Estate Agreement and Lease Agreement both attached hereto and incorporated herein as Exhibit "A" and Exhibit "B", deed the property in Exhibit A to City in exchange for the property in Exhibit B to be deeded from City to RLC, with costs assigned pursuant to the Exhibits herein attached.

b. After transfer and conveyance of Exhibit A from RLC to City, the Parties shall enter into the Exhibit C, Lease Agreement, authorizing RLC to use and possess Exhibit A from City as described in said Lease Agreement.

c. Any improvements to be made to the property in Exhibit A prior to Closing shall be made after approval by the City with such request made in writing and no approval for the same shall be unreasonably withheld by City.

3. Termination. RLC may terminate this Agreement if City unreasonably withholds approval for improvements to property in Exhibit A prior to Closing. City may terminate this Agreement if RLC fails to execute either the Real Estate Agreement or Exhibit C, Lease Agreement or fails to perform requirements under the Exhibit C, Lease Agreement, after the Closing.

5. Notices. All notices, requests, and demands to or upon the parties of the MOU shall be deemed to have been given or made when delivered by hand or via certified mail addressed as follows or to other such addresses as may be hereafter designated in writing:

City: City of Neosho  
ATTN: City Manager  
203 E. Main St.  
Neosho, MO 64850

Restoration Life Center  
ATTN:  
Neosho, MO 64850

6. Amendments. This Agreement contains all of the agreements and conditions made between the parties and may only be modified by written agreement signed by all parties to this Agreement.

7. Severability. The invalidity, illegality, or unenforceability of any provision of this MOU shall not affect the validity, legality, or enforceability of the other provisions of this MOU which shall remain effective.

IN WITNESS WHEREOF, this Memorandum of Understanding has been executed and approved and is effective and operative as to each of the Parties as herein provided.

**CITY OF NEOSHO, MISSOURI**

By: \_\_\_\_\_  
**Richard Davidson, Mayor**

ATTEST:

By: \_\_\_\_\_  
**Cheyenne Wright, City Clerk**

**NEOSHO CROSSLINES MINISTRIES, INC.**

By: Tye Zola  
**, President**

ATTEST:

By: [Signature]  
**, Secretary**

**REAL ESTATE PURCHASE CONTRACT**

This Real Estate Purchase Contract ("this Agreement") is entered into this \_\_\_\_ day of \_\_\_\_\_ 20\_\_ ("the Effective Date"), by and between the **City of Neosho, Missouri**, a Missouri Municipal Corporation ("**City**"), and **Neosho Crosslines Ministries, Inc.**, a Missouri nonprofit corporation, dba Restoration Life Center ("**RLC**") with City and RLC being referred to collectively as "the Parties" from time to time.

R E C I T A L S :

WHEREAS, City desires to purchase or acquire from RLC the following real property:

*300 E. Main See Exhibit "A"*

WHEREAS, RLC desires to purchase or acquire from City the following real property:

*201 N College, 125 N College and 221 Brook St, See Exhibit "B"*

WHEREAS, City requires to maintain properties on Exhibit "B" for use of Police and Fire services, until new facilities can be constructed for those services; and

WHEREAS, RLC requires to maintain property in Exhibit "A" until new facilities can be constructed on property acquired in Exhibit "B".

WHEREAS, to allow each party sufficient time to continue using their respective parcels and to make planned improvements allowing each Party to vacate its parcel, the Parties have agreed to a long term Real Estate Contract and a Lease Agreement for the above referenced parcels to the designated party and to sell, transfer and convey the above described real property from the City to the RLC and from the RLC to the City and the continued leasing thereof;

A G R E E M E N T S :

In consideration of the covenants contained herein and for other valuable consideration, the receipt and sufficiency of which are hereby acknowledged, City and RLC agree as follows:

1. PROPERTY.

For and in consideration of the mutual obligations of the parties hereto, RLC agrees to transfer and Convey to City and City agrees to purchase and acquire upon the terms and conditions hereinafter set out, the real estate described as follows:

*300 E. Main Exhibit A*

For and in consideration of the mutual obligations of the parties hereto, City agrees to transfer and Convey to RLC and RLC agrees to purchase and acquire upon the terms and conditions hereinafter set out, the real estate described as follows:

*201 N College, 125 N College and 221 Brook St, Exhibit B*

2. PURCHASE PRICE. The total purchase price for the Property (“the Purchase Price”) shall be real estate transferred and conveyed from each party to the other party as described above, along with the LEASE AGREEMENT, incorporated herein as Exhibit “C” Lease.

3. CLOSING. Title of each property shall be transferred and conveyed by Deed authorized by Resolution or Ordinance of each Party, with each party to pay its own costs and recording of the received Quit-Claim Deed, with said closing to occur on or before December 1, 2030, unless otherwise agreed in writing. Such request by either Party for a change in closing to occur shall not be unreasonably denied by the other Party.

4. CLOSING REQUIREMENTS. Closing shall occur after City has relocated its Police and Fire Department services from the property in Exhibit B, the Parties shall execute a Lease Agreement at Closing, allowing for RLC to continue leasing its current property in Exhibit A, along with approval of the Deeds for each property and the authorizing document for each Party.

5. LEASE AGREEMENT. The Parties further agree to enter into this Lease Agreement to be effective after the Closing as described in Paragraph 4. In the event RLC is still in need of use of the property in Exhibit A, City agrees to lease the property in Exhibit A to RLC for total rents beginning at \$1.00 per year, along with maintenance, taxes (if applicable) and insurance to be paid by RLC, pursuant to Paragraphs 1. and 2. of the Lease. The annual terms of this Lease shall not extend beyond three (3) years after the Closing, even if the Closing occurs prior to the date in Paragraph 3. above and then may be extended on a month-to-month basis.

6. REPRESENTATIONS/WARRANTIES.

6.1 City covenants and represents to RLC and RLC covenants and represents to City, which covenants shall be true and accurate at the time of closing, as follows:

6.1.1 City is a Missouri Municipal Corporation, and is possessed and vested with full power and authority to enter into and consummate this Contract and to perform City’s obligations hereunder.

6.1.2. This Contract is a valid and binding agreement, enforceable in accordance with its terms.

6.2 RLC covenants, represents, and warrants to City, as follows:

6.2.1 RLC is a Missouri nonprofit corporation and is possessed and vested with full power and authority to enter into and consummate this Contract and to perform RLC’s obligations hereunder

6.2.2. This Contract is a valid and binding agreement, enforceable in accordance with its terms.

6.3. The Parties each own fee simple title to the Property being transferred and conveyed and has full right and lawful authority to enter into and perform its obligations under this Contract.

6.4 There are no rights or claims of Parties in possession not shown by the public records.

6.5 There are no easements, or claims of easements, not shown by the public records.

6.6 There are no encroachments, overlaps, boundary line disputes, or other matters which would be disclosed by an accurate survey or inspection of the Property; and all utility service for any building not on the Property shall be separated from the Property.

6.7 There is no lien, or right to a lien, for services, labor, or material heretofore or hereafter furnished, imposed by law and not shown by the public records.

6.8 There are no taxes or special assessments which are not shown as existing liens by the public records.

## 7. DISCLOSURES.

### 7.1 Statutory Disclosures.

7.1.1 Methamphetamine (Sec. 442.606, RSMo.). The Parties affirmatively represents that each party has no knowledge of the Property being used as a site for methamphetamine production or as the place of residence of a person convicted of a crime involving methamphetamine or a derivative controlled substance related thereto.

7.1.2 Lead-Based Paint. Parties affirmatively represent to each party that the Property does not include a residential dwelling built prior to 1978.

7.1.3 Waste Disposal Site or Demolition Landfill (Sec. 260.213, RSMo.). Parties affirmatively represent to each party of no knowledge of the Property being used as a solid waste disposal site or demolition landfill.

7.1.4 Radioactive or Hazardous Materials (Sec. 442.055, RSMo.). Parties affirmatively represent to each party that each has never received a report stating affirmatively that the Property has ever been contaminated with radioactive material or other hazardous material.

8. TITLE AND SURVEY.

8.1 Title. At Closing, City shall transfer marketable title to Exhibit B, subject only to the Permitted Exceptions, properly executed and in recordable form. City shall promptly deliver to RLC a commitment (“Title Commitment”) to issue a current ATLA owner’s policy of title insurance for property in Exhibit B (“Owner’s Policy”) after the Effective Date, the cost of the Commitment to be paid by City and the cost of Owner’s Policy to be paid by RLC. RLC shall transfer marketable title to Exhibit A, subject only to the Permitted Exceptions, properly executed and in recordable form. RLC shall promptly deliver to City a commitment (“Title Commitment”) to issue a current ATLA owner’s policy of title insurance for Exhibit A (“Owner’s Policy”) after the Effective Date, the cost of the Commitment to be paid by RLC and the cost of Owner’s Policy to be paid by City.

8.2 Survey. If City or RLC already have a survey of the respective Property in possession, then that Party shall promptly deliver a copy to the other Party after the Effective Date. Either Party, at its sole option, may also obtain a survey of the Property, the cost of which to be paid by that Party.

8.3 Objections. Buyer shall have 30 days after receipt of the Title Commitment, and, if applicable, the Survey, to review the same (“the Title and Survey Review Period”), and to deliver Notice to Seller of any objections which Buyer has to any matters shown or referred to therein (“Title and Survey Objections”). Buyer’s failure to timely deliver Notice to Seller of any Title and Survey Objections within the Title and Survey Review Period will constitute a waiver by Buyer of any Title and Survey Objections; however, this will not relieve Seller of any liability pursuant to the representations and warranties made in paragraphs 5 and 6 herein. If Buyer does timely object, Buyer must also deliver a copy of the Title Commitment and/or Survey to Seller pertaining to such Title and Survey Objections. Seller shall have 14 days from receipt of Buyer’s Notice of Title and Survey Objections to agree in writing to correct the same prior to Closing at Seller’s expense. If Seller does not so agree, then this Contract shall automatically terminate unless Buyer, within 7 additional days after Buyer’s receipt of Seller’s response to Buyer’s Title and Survey Objections, agrees in writing to accept the title without correction of such Title and Survey Objections. If Seller fails to timely respond to Buyer’s Title and Survey Objections, then Seller shall be deemed to have refused to agree to correct any such Title and Survey Objections.

9. PERMITTED EXCEPTIONS. The Property shall be conveyed subject to the following permitted exceptions (“the Permitted Exceptions”):

9.1 Right-of-way and easements, public or private, of record;

9.2 Zoning ordinances in effect at the date of the signing of this contract; and

9.3 General taxes, state, county, and city, (if any are applicable) for the year of closing and subsequent years; and such other restrictions and easements of record as will not materially impair the use of improvements on the real estate. Taxes for the year in which this

contract is closed shall be prorated to the date of closing.

10. POSSESSION. Parties shall deliver possession to each party upon deliverance of the Deed, subject to the rights as described in the Lease Agreement.

11. TIME. Time is of the essence of this Contract and each and every obligation of the Parties under this Contract. It is understood by both Parties that upon relocation of Police and Fire personnel this Agreement shall be ripe for Closing and if an earlier Closing date is feasible, then this Agreement shall be amended.

12. REALTOR OR BROKER. Neither party has used a realtor or broker and no fee of any kind is owed.

13. AMENDMENTS. The covenants and obligations herein contained are the full and complete terms of this Agreement, and no alteration, amendments, or changes to such terms shall be binding unless first reduced to writing and executed with the same formality as this Agreement.

14. ASSIGNMENT. This Agreement, including payment hereunder, shall not be sublet, assigned, or otherwise disposed of, except with the prior written consent of both parties.

15. BINDING EFFECT. This Agreement shall be binding upon the parties hereto, their heirs, executors, administrators, legal representatives, successors, and assigns, and shall be binding in the event of the death or legal disability of the parties.

16. CHOICE OF LAW AND VENUE. This Agreement has been made, and its validity, performance and effect shall be determined, in accordance with the laws of the State of Missouri and venue for litigation between the parties shall be solely and exclusively in Newton County, Missouri.

17. COUNTERPARTS. This Agreement may be signed in counterparts, each of which shall be deemed an original, but all of which shall constitute one and the same instrument. Facsimile signatures shall be given the same force and effect as original signatures.

18. HEADINGS. The headings of paragraphs in this Agreement are for convenience only. The headings form no part of this Agreement and shall not affect its interpretation

19. REPRESENTATIONS. The signatories hereto represent and warrant that they have read this Agreement, that they are fully authorized in the capacities shown, that they understand the terms of this Agreement, and that they are executing the same voluntarily and solely for the consideration described herein.

20. SEVERABILITY. If any of the provisions of this Agreement shall be construed to be invalid or illegal, the legality or validity of the other provisions of this Agreement shall not be effected thereby. Any illegal or invalid provision of this Agreement shall be severable and any other provisions shall remain in full force and effect.



**EXHIBIT "A" – RLC PROPERTY TO BE CONVEYED TO CITY  
AND LEASED BACK TO RLC**

All of Lots 5 and 6, all in Block 1 of Neosho Proper in the City of Neosho, Newton County, Missouri,

AND

All of the South One-Half of Lot 7 in Block 1 of Neosho Proper in the City of Neosho, Newton County, Missouri.

AND

Lot 8 in Block 1 of Neosho Proper in the City of Neosho, Newton County, Missouri, EXCEPT the North 100 feet thereof.

AND

The North 100 feet of Lots 7 and 8 together with the East One-Half of the abandoned alley lying West of said Lot 7, all in Block 1 in Neosho Proper in the City of Neosho, Newton County, Missouri.

EXCEPT A part of Block 1 in Neosho Proper, City of Neosho, Newton County, Missouri, described as beginning at the Southwest corner of Lot 5, Block 1, Neosho Proper, thence North 3°06'04" East 200.0 feet to the Northwest corner of Lot 5, Block 1; thence South 86°57'28" East along the South line of existing alley 106.77 feet; then South 3°00'18" West 98.89 feet; thence North 88°02'48" West 22.00 feet; thence South 4°00'38" West 100.65 feet to the North line of Main Street; thence North 86°59'34" West 88.34 feet to the point of beginning.

**EXHIBIT "B" – CITY PROPERTY TO BE CONVEYED TO RLC**

Lots 3, 5, 6, 7 and 2, EXCEPT 100 feet squarely off the South end thereof Lot 2, and all of Lot 4, EXCEPT 100 feet squarely off the South end thereof, all in Block 7, McCord's Addition to the City of Neosho, Newton County, Missouri, according to the recorded plat thereof, together with a strip of ground extending in an East-West direction across and through the West Half of said Block 7, which said strip of ground was formerly an alley, all in Newton County, Missouri, EXCEPT the South 100 feet of said Lot 3, Block 7, McCord's Addition.

AND

The South 100 feet of Lot 2 in Block 7, McCord's Addition to the City of Neosho, Newton County, Missouri, according to the recorded plat thereof.

AND

All of the South 100 feet of Lots 3 and 4, Block 7, McCord's Addition to the City of Neosho, Newton County, Missouri, according to the recorded plat thereof.

AND

Lots 7, 8 and 9 in Block 5, McCord's Addition to the City of Neosho, Newton County, Missouri, according to the recorded plat thereof.

---

**REQUESTED COUNCIL MEETING DATE:** March 17, 2026

**ITEM:** **Bill No. 2026-22: Amend Chapter 110 Article VI City Finance Director**

---

**ORIGINATING DEPARTMENT:** Finance Department

**ATTACHMENT:**

**1. Bill No. 2026-22: Amend Chapter 110 Article VI City Finance Director**

---

**PURPOSE:**

To amend Article VI City Treasurer in order to align with the Duties and Reporting of City Officers.

**BACKGROUND:**

In 2008, by a vote of the people, Article II of the Charter was amended to repeal the section of City Treasurer and abolish the position. The editor's note on the Charter and within Ordinance 330-2008 Canvassing the returns notes the city clerk may perform the same duties as the treasurer. Article VI of the code was never amended to abolish the city treasurer, which still references the Charter Section 2.12.

This amendment to Article VI of the City Code cleans up what was begun in 2008 and updates the language and title of the Article to Annual return. The duties have been incorporated with Article VII.

**RECOMMENDATION:**

Staff recommends approval of the amendments.

**AN ORDINANCE of the City of Neosho amending Title I Government Code, Chapter 110, Officers and Employees, Article VI, City Treasurer, by repealing and replacing with a new Article VI Annual Report, Sections 110.440-110.470 and by Amending Article VII Finance Director by repealing and replacing Section 110.500 Duties Generally, to provide the duties of the Finance Director and the Finance Department.**

**WHEREAS**, the Charter for the City of Neosho was amended removing the position of City Treasurer; and

**WHEREAS**, the current officer designated for the City Finance Department is the City Finance Director; and

**WHEREAS**, the City Code of Ordinances should reflect the current practices and conform with the Charter for the City of Neosho.

NOW, THEREFORE, BE IT ORDAINED BY THE COUNCIL OF THE CITY OF NEOSHO, MISSOURI, as follows:

**Section 1.** That Title I Government Code, Chapter 110, Officers and Employees, be amended by repealing and replacing Article VI City Treasurer, Sections 110.440-110.470, with a new Article VI Annual Report and Use of Money, by omitting Sections 110.440 and 110.450 and amending Sections 110.460 and 110.470 to read as follows:

“Chapter 110 Officers and Employees”

“Article VI Annual Report”

“Section 110.440 Reserved”

“Section 110.450 Reserved.”

“Section 110. 460 Annual Report and Use of Money”

“The Finance Director shall report to the Council at its second (2nd) regular meeting in October of each year the amount of receipts and disbursements during the preceding year, the balance remaining to the credit of each fund and constituting the general balance in the Treasury on the first (1st) day of July, also the amount of bonds maturing in the succeeding year for the redemption of which provisions must be made, and the amount of money required to pay interest falling due on the indebtedness of the City during such year.”

“Section 110.470 Unauthorized Use of Money, Etc.”

“The Finance Director is hereby expressly prohibited from using, either directly or indirectly, for his/her own benefit or that of any other person, any money, warrants or obligations of the City in his/her custody and keeping.”

**Section 2.** That Title I Government Code, Chapter 110, Officers and Employees, Article VII Finance Director be amended by repealing and replacing Section 110.500, Duties Generally to read as follows:

“A. The City Finance Director shall provide oversight and direction to the Finance Department and shall be the general accountant of the City and keeper of all public account books, accounts, vouchers, documents, bonds and coupons paid or redeemed, and all papers relating to accounts and contracts of the City, and its revenues, debts and fiscal affairs, not required by law, this Code or other City ordinance to be placed in some other office or kept by some other person. He/she shall keep in a set of books provided for that purpose accurate accounts between the City and all Officers charged with the collection, custody or disbursement of public monies and enter thereupon all receipts and payments, from what sources derived and on what accounts paid. He/she shall keep a complete record of all branches of the City revenue, opening an account with every appropriation of fund which by law or ordinance, is made a separate fund, crediting the same with all monies paid into the City Treasury on account thereof, and charging such appropriation or fund with all warrants drawn thereof. The City Finance Director shall keep a register of all warrants drawn upon the City Treasury specifying the number, date, to whom payable, on what fund or appropriation drawn, and the amount of each warrant. He/she shall keep a record of all bonds and obligations of the City, date of issue, for what purpose issued, rate of interest, time when principal and interest become due, amount of principal, to whom payable and the registered number of each bond and coupon. The City Finance Director shall be responsible for the payroll and related payroll records. He/she shall be responsible for the processing of all purchase orders, claims and accounts payable items in general, the processing of expenditures for payment, maintaining all of the accounting books, preparation of the financial statements, cash reports and budget reports

B. The City Finance Department shall receive and safely keep all monies of the City which come into its hands. The Finance Department shall keep in a set of books provided for that purpose a full and accurate account of all monies received or disbursed on behalf of the City; specifying the date of receipt or disbursement, from whom received, to whom disbursed and upon what account received and disbursed. The Finance Department shall keep a separate account of each fund and appropriation, and the debits and credits belonging thereto. It shall keep a register of all warrants paid into the Treasury describing such warrants by their date, number, name of the payee and amount, specifying the time of the receipt therefore, from whom received and on what account. It shall issue duplicate receipts for all sums of money which may be paid into the Treasury, specifying in such receipts the date of payment and upon what account paid. One of the receipts shall be given to the person making the payment, and the other it shall file with the City Collector, who thereupon shall credit the person named in the receipt with the amount of his/her payment, and charge the Finance Department with the same. Upon or before the second (2nd) regular meeting each month, Finance Director shall furnish the City Council with a written statement showing the balance in the Treasury of the preceding month, the amount received during

the preceding month, the amount disbursed during the preceding month, and on what account disbursed, the balance remaining in the Treasury to the credit of each fund and constituting the general balance in the Treasury at the close of business on the day on which such statement is made. Finance Department shall receive and safely keep all warrants, bonds and obligations of the City entrusted to its care, and shall dispose of the same only upon proper authority from the Council, or as provided by ordinance. Finance Director shall give information, in writing, to the Council whenever required, upon any subject relating to his/her office or the fiscal affairs of the City, and shall perform all such other duties as may be required of him/her by law, the provisions of this Code, or by any other ordinance.”

**Section 3.** That this ordinance shall be in full force and effect from and after its passage.

PASSED BY THE COUNCIL OF THE CITY OF NEOSHO, MISSOURI, this \_\_\_\_ day of April, 2026, by a vote of \_\_\_\_\_.

**CITY OF NEOSHO, CITY COUNCIL**

\_\_\_\_\_  
Richard Davidson, Mayor

ATTEST:

\_\_\_\_\_  
Cheyenne Wright, City Clerk

SEAL

APPROVED AS TO FORM:

\_\_\_\_\_  
Derek A. Snyder, City Attorney

---

**REQUESTED COUNCIL MEETING DATE:** March 17, 2026

**ITEM:** Airport Leases

---

**ORIGINATING DEPARTMENT:** Development Services Department

**ATTACHMENT:**

**1. Airport T-Hangar Lease Agreement-Revised**

---

**PURPOSE:**

The purpose of this item is to present the revised Airport T-Hangar Lease Agreement for use at the Neosho Hugh Robinson Memorial Airport and to request City Council approval to authorize its implementation for current and future T-hangar tenants. The revisions strengthen the City's ability to manage delinquent accounts through the addition of lien provisions and clearly defined late payment enforcement.

**BACKGROUND:**

The revised lease agreement maintains a month-to-month lease structure and clarifies the City's authority to adjust rental rates by resolution with appropriate notice to lessees. The revisions strengthen the City's ability to manage delinquent accounts through the addition of lien provisions and clearly defined late payment enforcement. Additionally, the agreement incorporates statutory lien authority under RSMo. §415.415 to address non-payment or abandonment situations, outlines procedures for termination, and requires lessees to maintain adequate aircraft insurance coverage. These updates are intended to protect City assets, ensure compliance with airport rules and regulations, and promote safe and responsible use of airport facilities. It also incorporates a late fee if payment is not received within 10 days of due date.

**RECOMMENDATION:**

Staff recommends that City Council approve the revised Airport T-Hangar Lease Agreement and authorize the Mayor to execute.

**CITY OF NEOSHO, MISSOURI  
AIRPORT T-HANGAR LEASE AGREEMENT**

The City of Neosho, a municipal corporation of the State of Missouri, hereinafter referred to as “Lessor”, hereby leases to \_\_\_\_\_, a resident of the City of \_\_\_\_\_, County of \_\_\_\_\_, State of \_\_\_\_\_, hereinafter referred to as “Lessee”, that T-hangar unit situated in an aircraft hangar located at the Neosho Hugh Robinson Memorial Airport which is more particularly described as follows, to-wit:

**Hangar # \_\_\_\_\_**

1. TERM OF LEASE. The term of this lease shall be month to month.
2. RENTAL FEE. For the first year of this lease agreement, Lessee shall pay to Lessor a monthly rental fee of \$ \_\_\_\_\_. The Lessor retains the right to increase the monthly rental fee by act of Resolution effective sixty (60) days subsequent to such executed act. The Lessor will notify the Lessee in writing of any increase in the monthly rental fee within seven (7) days subsequent to any such increase enactment. All rental payments shall be made at Neosho City Hall, 203 E. Main St., Neosho, Missouri, or such other place as Lessor may designate. All rental payments shall be received by the fifth (5<sup>th</sup>) day of the month for which they are due. *If airport personnel are required after regular business hours a \$75.00 call out fee will be assessed and be required and will be due as if the same were part of the Rental Fee herein established.*
3. DEPOSIT. There will be required a payment performance deposit equal to one month’s rental fee.
4. LATE CHARGES: If any amount under this lease is more than 10 days late, Tenant agrees to pay a late fee of \$ \_\_\_\_\_.00.
5. **LIEN: Pursuant to RSMo. §415.415 there shall be a lien on stored personal property. Property stored in the leased space may be sold to satisfy such lien if the Lessee is in default, and any proceeds from the sale of the property which remain after satisfaction of the lien will be paid to the state treasurer if unclaimed by the Lessee within one year after the sale of the property.**
6. TAXES. Any and all taxes assessed by any governmental unit shall be the responsibility of the Lessee.
7. PROHIBITIONS. Lessee shall be subject to all airport rules and regulations, including but not limited to, the following:
  - A. No private locks of any type will be allowed on individual pedestrian doors. If private locks are installed, they will be removed at the discretion of the Lessor and any costs associated with said removal charged to Lessee.
  - B. Waste Oil shall be disposed of only in the oil dump provided by Lessor. All other items detrimental to the environment shall be disposed of properly. Garbage shall be disposed of only in the garbage containers provided by Lessor. The lessee of each T-hangar unit shall be responsible for the proper disposal of all materials generated from or within that unit. The cost of cleaning up any materials improperly disposed of on airport properties shall be charged to the Lessee of the unit which generated or was the source of the material.

- C. Lessee's private vehicle shall be allowed to be placed in a T-hangar when the aircraft is removed for a trip. Parking on the apron or grass will not be permitted.
- D. Lessee shall be responsible for the cleanliness of the T-hangar unit. When, in the opinion of the Lessor, a safety hazard is found to exist within a T-hangar unit, Lessee will be provided with notice providing for a two (2) week cleanup limit. If the cleanup is not completed within the designated time, Lessor will perform all clean-up, which, in its discretion, it deems necessary, and the cost of which shall be charged to the Lessee. Lessee hereby acknowledges said costs, waives presentment of an itemized billing statement and legal challenge thereof.
- E. Electric radiant-type engine pre-heaters shall be authorized only from the 1<sup>st</sup> of December to the 31<sup>st</sup> of March in each winter season. In no case shall light bulbs be used as a radiant-type engine pre-heater. Fuel-fired, hot-air type heaters are permitted at no additional charge.
- F. Engine run-up and taxiing out of the T-hangars under power is not allowed.
- G. Aircraft fueling inside the hangar is not allowed.
- H. Storage of fuel in containers inside the hangar is not allowed.
- I. This lease shall not be sold, assigned, or in any manner transferred or encumbered by Lessee, nor shall the leased premises or any part thereof be sublet without the prior consent of Lessor in writing. Lessee shall keep and use the T-hangar for aircraft storage purposes and for no unlawful purpose whatsoever.
- J. T-hangar units shall be used only for the storage of active and operational aircraft. Active and operational aircraft shall be defined to mean all aircraft currently licensed and flyable which are flown to and from the Neosho Airport periodically during the year.
- K. Prior to placing any aircraft in a T-hangar unit, Lessee shall provide Lessor in writing the following information:
  - 1. Aircraft Type
  - 2. Serial Number
  - 3. Registration Number
  - 4. Airworthiness Certificate and Present Condition of Aircraft (Is the aircraft presently airworthy?)
  - 5. Present Market Value of Aircraft
  - 6. Insurance Carrier (Including type of coverage, limits, and policy number).
  - 7. Contact Information
- L. T-hangar units will be leased to any individual currently owning an operational aircraft, or to an individual actively seeking an operational aircraft. If a t-hangar is leased to an individual actively seeking an operational aircraft, Lessee must obtain and occupy t-hangar with operational aircraft and provide Airport Manager with information contained on "Checklist For Lessee" within three

months of execution of lease agreement. If Lessee does not obtain operational aircraft and provide "Checklist for Lessee" information, Lessor will notify Lessee of termination of Lease Agreement.

8. RIGHT OF ENTRY. Lessor reserves the right for itself or its agents to go on and into and have access at all times during the existence of this lease, to said premises for any purpose, including, but not limited to, inspections for cleanliness, hazardous substances, heater usage and showing of the building.

9. TERMINATION.

A. In case Lessee shall fail to make any of the above-mentioned payments as specified or fail to keep and perform any of the covenants and agreements herein contained, Lessor may immediately and without notice terminate this lease and re-enter and repossess said premises, without prejudice, to its claims for earned cash rent.

**Pursuant to RSMo. §415.415, and Section 4. LIEN above, if Lessee is in default for a period of more than forty-five (45) days, the lien may be enforced and Lessor may sell all personal property stored in the leased space, with the exception of any vehicle, watercraft, trailer or aircraft, to which if chargers remain unpaid after sixty (60) days from the date due the Lessor may treat such vehicle, watercraft, trailer or aircraft as abandoned and have the same removed from the hangar and the airport. In such case, Lessor's aircraft shall be placed on temporary apron location after 30 days and may remain for not more than (30) days subsequent to lease termination. Apron tie down rates will be assessed.**

B. Lessee may terminate lease with thirty (30) days notice thereof without loss of payment performance deposit.

10. INSURANCE. Lessee shall carry hull insurance on each aircraft stored on the leased premises. The limits of the insurance shall be in an amount equal to or greater than the current value of the aircraft, instruments, and accessories. On or before the date of this lease, Lessee shall provide a Certificate of Insurance to Lessor indicating the required and providing for a minimum of thirty (30) days notice to a change or cancellation of that coverage.

11. ATTORNEY FEES. Lessee shall pay and discharge all costs, attorney fees, and expenses arising from enforcing any covenants or forfeiture hereof.

IN WITNESS WHEREOF, the parties hereto have executed this lease this \_\_\_\_\_ day of \_\_\_\_\_, 20\_\_\_\_.

CITY OF NEOSHO, MISSOURI

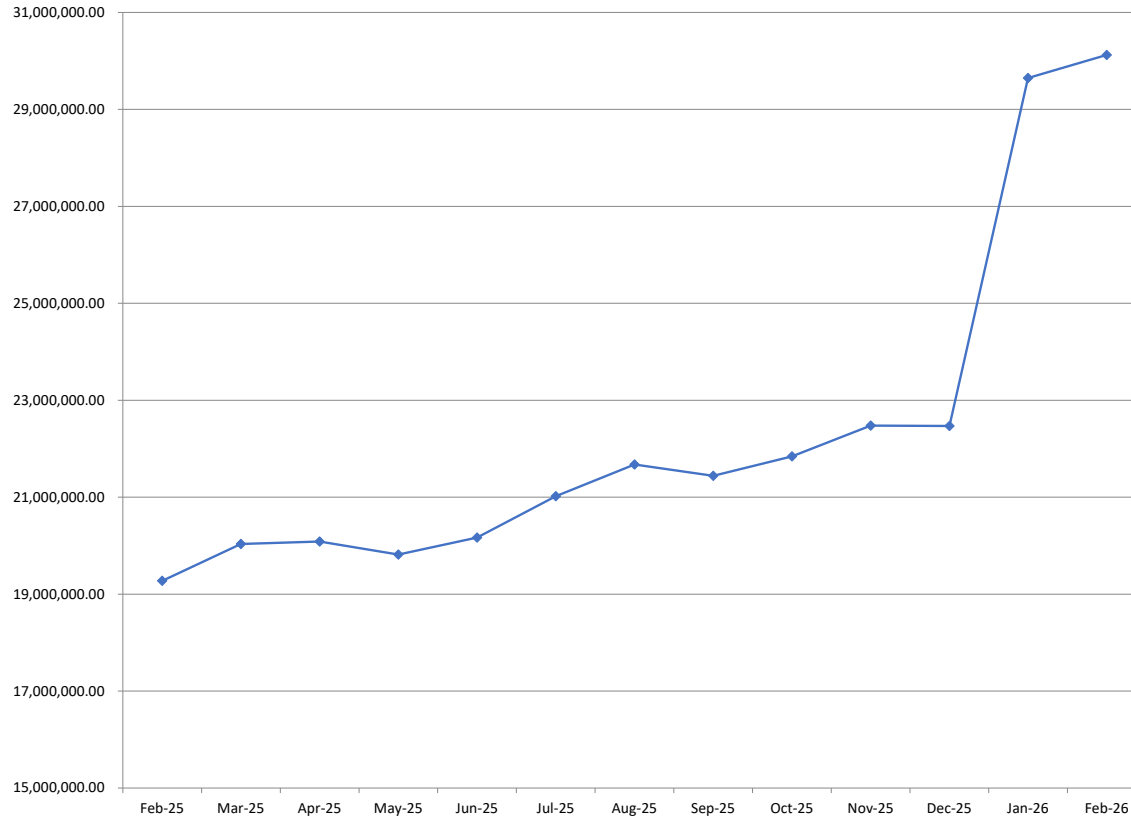
By \_\_\_\_\_  
City Manager

---

Lessee

	Feb-25	Mar-25	Apr-25	May-25	Jun-25	Jul-25	Aug-25	Sep-25	Oct-25	Nov-25	Dec-25	Jan-26	Feb-26
Total Cash	19,273,523.88	20,034,531.21	20,087,169.37	19,816,171.78	20,166,608.67	21,021,233.53	21,675,805.87	21,440,081.21	21,840,251.55	22,475,290.32	22,467,077.69	29,646,120.14	30,123,958.26
Days Cash on hand	287.45	298.80	299.59	295.54	300.77	313.52	323.28	319.76	325.73	335.20	335.08	442.15	449.28

### Total Cash



CITY OF NEOSHO  
INVESTMENT ACCOUNT  
CASH BALANCES (RECONCILED)\*  
February 28, 2026

Description of Account	Availability	Account Type at Bank	TOTAL	General Fund										
				Fire	Drainage	Senior Center	Parks	Auditorium	Economic Development	Streets	Street Bridge	Golf	Water/Wastewater	
General Operations	Commerce	Use as needed - Operating & C Checking - Interest Bearing	17,066,827.40	6,234,292.49	760,296.43	2,437,959.76	398,020.70	1,017,447.00	1,507,386.23	506,142.11	2,723,500.68	1,353,174.18	180,560.60	(158,920.19)
Public Safety			2,076,604.92	2,076,604.92										
Restricted			1,365,736.91	1,262,870.30									102,866.61	
Reward Donations			-	-										
I.O.O.F. Cemetery			(457,493.15)	(457,493.15)										
Cleaning Deposits			2,362.98	2,362.98										
Water Meter Deposits			64,646.54										64,646.54	
Cash in Bank - PD	Commerce	Not Available for use - unless	8,236.13	8,236.13										
Shop With A Cop		Checking - Interest Bearing	(405.13)											
D.A.R.E Program			-											
Hotel/Motel Tax			345,208.30											
Replacement reserves			1,520,815.01										1,520,815.01	
Meter Replacement Reserv			640,144.70										640,144.70	
W/WW Replacement Reserves			7,435,773.92										7,435,773.92	
Sewer District 17- Debt & Mice			-											
City Held Debt Service Reserves			(101.51)											
FEMA DR			55,601.24											
<b>Total cash balances</b>		<b>Total cash on hand</b>	<b>30,123,958.26</b>	<b>9,126,873.67</b>	<b>760,296.43</b>	<b>2,437,959.76</b>	<b>398,020.70</b>	<b>1,017,447.00</b>	<b>1,507,386.23</b>	<b>506,142.11</b>	<b>2,723,500.68</b>	<b>1,353,174.18</b>	<b>283,427.21</b>	<b>9,502,459.98</b>

Description of Acco	FEMA	Police Grant/ Spec Rev	Hotel/Motel Tax	Transportation Grants	Community Dev Grants	TIF	Employee Insurance	Payroll Revolving	Debt Service Funds	Abbott/Morse Trusts
General Operations										
City Held Debt Service Reserves							43,491.14		(625.00)	64,101.27
D.A.R.E Program									(101.51)	
Shop With A Cop										
Police Grants		(405.13)								
Hotel/Motel Tax			345,208.30							
FEMA DR4250	25,573.84									
FEMA DR4317	30,027.40									
	<b>55,601.24</b>	<b>(405.13)</b>	<b>345,208.30</b>	<b>-</b>	<b>-</b>	<b>-</b>	<b>43,491.14</b>	<b>-</b>	<b>(726.51)</b>	<b>64,101.27</b>

Negative Funds	Negative Funds	Negative Funds	Negative Funds	43,491.14
<b>Net General Fund</b>	<b>Net General Fund</b>	<b>Net General Fund</b>	<b>Net General Fund</b>	<b>\$ 9,170,364.81</b>

\*Reconciled cash balances above do not reflect the effect of pending reconciling items shown on bank reconciliations.

# General Ledger

## Budget Status

User: lforest  
 Printed: 3/10/2026 - 10:07 AM  
 Period: 5, 2026



Account Number	Description	Budget Amount	Period Amount	YTD Amount	YTD Var	Encumbered Amount	Available	% Available
Fund 100	General Fund							
Dept 100-000	Non-Departmental							
R10	NON-OPERATING REVENUES							
100-000-2500-000	Unearned Grant Revenue	0.00	0.00	0.00	0.00	0.00	0.00	0.00
	R10 Sub Totals:	0.00	0.00	0.00	0.00	0.00	0.00	0.00
R90	TRANSFERS IN							
100-000-3305-110	Transfre fm Public Safety Fund	0.00	0.00	0.00	0.00	0.00	0.00	0.00
100-000-3305-111	Trns fm Public Safety Fund	0.00	0.00	0.00	0.00	0.00	0.00	0.00
100-000-3305-120	Trns from Public Safety Fund	1,738,733.00	144,894.42	724,472.10	1,014,260.90	0.00	1,014,260.90	58.33
100-000-3305-144	Trns from Public Safety Fund	21,461.00	1,788.42	8,942.10	12,518.90	0.00	12,518.90	58.33
100-000-3306-000	Transfer fm ARPA Investment	0.00	0.00	0.00	0.00	0.00	0.00	0.00
100-000-3310-000	Transfer fm Hotel/Motel Admin	2,946.00	245.50	1,227.50	1,718.50	0.00	1,718.50	58.33
100-000-3316-000	Transfer fm Street >Land	5,660.00	471.67	2,358.35	3,301.65	0.00	3,301.65	58.33
100-000-3325-115	Transfer fm Police Dept	60,000.00	4,166.67	20,833.35	39,166.65	0.00	39,166.65	65.28
100-000-3355-000	Transfer to Gen Celebrate	10,000.00	0.00	0.00	10,000.00	0.00	10,000.00	100.00
100-000-3356-000	Transfer to Gen Fall Festival	15,000.00	0.00	0.00	15,000.00	0.00	15,000.00	100.00
	R90 Sub Totals:	1,853,800.00	151,566.68	757,833.40	1,095,966.60	0.00	1,095,966.60	59.12
	Revenue Sub Totals:	1,853,800.00	151,566.68	757,833.40	1,095,966.60	0.00	1,095,966.60	59.12
E90	TRANSFERS OUT							
100-000-3200-000	Sales Tax to TIF	0.00	0.00	0.00	0.00	0.00	0.00	0.00
100-000-3202-000	Transfer to Other Funds	0.00	0.00	0.00	0.00	0.00	0.00	0.00
100-000-3203-000	Transfer to Senior Center	0.00	0.00	0.00	0.00	0.00	0.00	0.00
100-000-3205-000	Transfer to Fire Dept	1,136,075.00	94,672.92	473,364.60	662,710.40	0.00	662,710.40	58.33
100-000-3205-110	Trns to General	0.00	0.00	0.00	0.00	0.00	0.00	0.00
100-000-3205-120	Trns to Police Department	1,738,733.00	144,894.42	724,472.10	1,014,260.90	0.00	1,014,260.90	58.33
100-000-3205-144	Trns to Emergency Mgmt	21,461.00	1,788.42	8,942.10	12,518.90	0.00	12,518.90	58.33
100-000-3206-000	Transfer to ARPA	222,635.00	0.00	0.00	222,635.00	0.00	222,635.00	100.00
100-000-3206-170	Transfer to Drainage	0.00	0.00	0.00	0.00	0.00	0.00	0.00
100-000-3206-800	Transfer to Streets	0.00	0.00	0.00	0.00	0.00	0.00	0.00
100-000-3224-000	Transfer to Police Grants	0.00	0.00	0.00	0.00	0.00	0.00	0.00
100-000-3225-115	Trns to Develop Service	60,000.00	4,166.67	20,833.35	39,166.65	0.00	39,166.65	65.28
100-000-3230-000	Transfer to Fire fm General	546,000.00	45,500.00	227,500.00	318,500.00	0.00	318,500.00	58.33

Account Number	Description	Budget Amount	Period Amount	YTD Amount	YTD Var	Encumbered Amount	Available	% Available
100-000-3240-000	Transfer to GC fm General	1,436,238.00	0.00	736,218.01	700,019.99	0.00	700,019.99	48.74
100-000-3243-000	Transfer to Parks Department	752,741.00	4,395.08	80,308.74	672,432.26	0.00	672,432.26	89.33
100-000-3285-111	Trns to Capital Impr/Purch	3,985.00	0.00	3,985.00	0.00	0.00	0.00	0.00
100-000-3285-112	Trns to Capital Improvement	369,000.00	36,660.07	36,660.07	332,339.93	0.00	332,339.93	90.07
100-000-3285-115	Trns to Capital Impr/Purch	0.00	0.00	0.00	0.00	0.00	0.00	0.00
100-000-3285-118	Trns to Capital Improvement	48,000.00	166,300.83	312,497.99	-264,497.99	0.00	-264,497.99	0.00
100-000-3285-120	Trns to Capital Improvement	265,600.00	14,744.39	299,499.87	-33,899.87	0.00	-33,899.87	0.00
100-000-3285-160	Trns to Capital Improvement	303,700.00	4,130.57	488,004.92	-184,304.92	0.00	-184,304.92	0.00
100-000-3285-204	Trns to Capital Impr/Purch	25,000.00	0.00	0.00	25,000.00	0.00	25,000.00	100.00
100-000-3285-680	Transfer to CDBG	0.00	0.00	0.00	0.00	0.00	0.00	0.00
	E90 Sub Totals:	6,929,168.00	517,253.37	3,412,286.75	3,516,881.25	0.00	3,516,881.25	50.75
	Expense Sub Totals:	6,929,168.00	517,253.37	3,412,286.75	3,516,881.25	0.00	3,516,881.25	50.75
	Dept 000 Sub Totals:	5,075,368.00	365,686.69	2,654,453.35	2,420,914.65	0.00		
Dept 100-110								
R01	TAXES							
100-110-4010-110	Property Tax	494,142.00	17,688.49	545,679.54	-51,537.54	0.00	-51,537.54	0.00
100-110-4020-110	Financial Institution Tax	250.00	0.00	662.48	-412.48	0.00	-412.48	0.00
100-110-4030-110	1-Cent City Sales Tax	3,092,449.00	322,872.53	1,498,240.56	1,594,208.44	0.00	1,594,208.44	51.55
100-110-4031-110	3-Cent Recreational Sales Tax	0.00	0.00	105.50	-105.50	0.00	-105.50	0.00
100-110-4050-110	Cigarette Tax	44,189.00	3,023.20	16,684.72	27,504.28	0.00	27,504.28	62.24
100-110-4130-110	Franchises	822,198.00	80,568.15	321,905.38	500,292.62	0.00	500,292.62	60.85
	R01 Sub Totals:	4,453,228.00	424,152.37	2,383,278.18	2,069,949.82	0.00	2,069,949.82	46.48
R02	LICENSES AND PERMITS							
100-110-4100-110	Occupation Licenses	57,483.00	2,376.02	21,262.67	36,220.33	0.00	36,220.33	63.01
	R02 Sub Totals:	57,483.00	2,376.02	21,262.67	36,220.33	0.00	36,220.33	63.01
R03	INTER-GOVERNMENTAL							
100-110-4200-110	Grant Revenue	0.00	0.00	0.00	0.00	0.00	0.00	0.00
100-110-4201-110	CARES/ARPA	0.00	0.00	0.00	0.00	0.00	0.00	0.00
	R03 Sub Totals:	0.00	0.00	0.00	0.00	0.00	0.00	0.00
R06	REVENUE FROM USE OF ASSET							
100-110-4700-110	Interest Earned-General Fund	315,000.00	22,493.36	122,907.92	192,092.08	0.00	192,092.08	60.98
100-110-4760-110	Insurance Proceeds	0.00	0.00	0.00	0.00	0.00	0.00	0.00
100-110-4820-110	General Admin Sale of Property	0.00	0.00	853.65	-853.65	0.00	-853.65	0.00
	R06 Sub Totals:	315,000.00	22,493.36	123,761.57	191,238.43	0.00	191,238.43	60.71
R07	OTHER INCOME							
100-110-4790-110	Judgments	0.00	0.00	971.82	-971.82	0.00	-971.82	0.00

Account Number	Description	Budget Amount	Period Amount	YTD Amount	YTD Var	Encumbered Amount	Available	% Available
100-110-4800-110	General Admin Miscellaneous	0.00	0.00	747.00	-747.00	0.00	-747.00	0.00
	R07 Sub Totals:	0.00	0.00	1,718.82	-1,718.82	0.00	-1,718.82	0.00
	Revenue Sub Totals:	4,825,711.00	449,021.75	2,530,021.24	2,295,689.76	0.00	2,295,689.76	47.57
E10	PERSONNEL							
100-110-5010-110	General Admin Salaries	283,559.00	21,892.54	122,078.80	161,480.20	0.00	161,480.20	56.95
100-110-5020-110	General Admin Overtime	2,000.00	14.77	1,298.60	701.40	0.00	701.40	35.07
100-110-5040-110	Acting City Mgr Per Diem	4,500.00	0.00	601.92	3,898.08	0.00	3,898.08	86.62
100-110-5070-110	Availability Allowance	0.00	0.00	0.00	0.00	0.00	0.00	0.00
100-110-5170-110	General Admin Social Security	22,113.00	1,568.42	8,948.65	13,164.35	0.00	13,164.35	59.53
100-110-5180-110	General Admin Retirement	35,844.00	2,705.38	15,182.01	20,661.99	0.00	20,661.99	57.64
100-110-5190-110	General Admin Health Insurance	47,861.00	4,342.25	21,927.15	25,933.85	0.00	25,933.85	54.19
100-110-5210-110	General Admin Workers Comp.	12,661.00	0.00	0.00	12,661.00	0.00	12,661.00	100.00
100-110-5360-110	General Admin Memb/Train/Trvl	7,405.00	0.00	1,997.95	5,407.05	0.00	5,407.05	73.02
100-110-5380-110	Uniforms	235.00	0.00	0.00	235.00	0.00	235.00	100.00
	E10 Sub Totals:	416,178.00	30,523.36	172,035.08	244,142.92	0.00	244,142.92	58.66
E20	OPERATING COSTS							
100-110-5260-110	General Admin Prof. Service	115,484.00	15,291.40	33,094.59	82,389.41	10,577.13	71,812.28	62.18
100-110-5290-110	County Collector Fees	19,766.00	0.00	18,798.83	967.17	0.00	967.17	4.89
100-110-5300-110	General Admin Ins. & Bonds	16,302.00	0.00	175.00	16,127.00	0.00	16,127.00	98.93
100-110-5330-110	General Admin Equipment Maint.	7,575.00	97.90	913.43	6,661.57	0.00	6,661.57	87.94
100-110-5450-110	General Admin Claims & Judgmt	0.00	0.00	58.28	-58.28	0.00	-58.28	0.00
100-110-5530-110	General Admin Fuels/Lubricants	525.00	69.16	327.49	197.51	0.00	197.51	37.62
100-110-5590-110	General Admin Gen. Supplies	15,800.00	691.88	6,849.13	8,950.87	0.00	8,950.87	56.65
100-110-5700-110	General Admin Comp., Software	4,394.00	18.56	1,901.83	2,492.17	0.00	2,492.17	56.72
	E20 Sub Totals:	179,846.00	16,168.90	62,118.58	117,727.42	10,577.13	107,150.29	59.58
E25	NON-OPERATING EXPENSE							
100-110-5271-110	Master Bank Acct Fees	0.00	0.00	0.00	0.00	0.00	0.00	0.00
100-110-5272-110	Investment Acct. Bank Fees	0.00	0.00	0.00	0.00	0.00	0.00	0.00
	E25 Sub Totals:	0.00	0.00	0.00	0.00	0.00	0.00	0.00
	Expense Sub Totals:	596,024.00	46,692.26	234,153.66	361,870.34	10,577.13	351,293.21	58.94
	Dept 110 Sub Totals:	-4,229,687.00	-402,329.49	-2,295,867.58	-1,933,819.42	10,577.13		
Dept 100-111								
R01	TAXES							
100-111-4031-110	3-Cent Recreational Use	0.00	0.00	0.00	0.00	0.00	0.00	0.00
	R01 Sub Totals:	0.00	0.00	0.00	0.00	0.00	0.00	0.00

Account Number	Description	Budget Amount	Period Amount	YTD Amount	YTD Var	Encumbered Amount	Available	% Available
R04	CHARGES FOR SERVICES							
100-111-4800-111	City Clerk Miscellaneous	0.00	0.00	0.00	0.00	0.00	0.00	0.00
	R04 Sub Totals:	0.00	0.00	0.00	0.00	0.00	0.00	0.00
	Revenue Sub Totals:	0.00	0.00	0.00	0.00	0.00	0.00	0.00
E10	PERSONNEL							
100-111-5010-111	Clerk Salaries	58,308.00	4,624.53	25,327.35	32,980.65	0.00	32,980.65	56.56
100-111-5030-111	Clerk Part Time	2,100.00	110.00	640.00	1,460.00	0.00	1,460.00	69.52
100-111-5040-111	Acting Deputy City Clerk	4,500.00	0.00	0.00	4,500.00	0.00	4,500.00	100.00
100-111-5170-111	Clerk Social Security	4,966.00	343.29	1,891.41	3,074.59	0.00	3,074.59	61.91
100-111-5180-111	Clerk Retirement	7,231.00	571.34	3,130.10	4,100.90	0.00	4,100.90	56.71
100-111-5190-111	Clerk Health Insurance	7,832.00	763.02	3,808.18	4,023.82	0.00	4,023.82	51.38
100-111-5210-111	Clerk Workers Compensation	2,843.00	0.00	0.00	2,843.00	0.00	2,843.00	100.00
100-111-5360-111	Clerk Member/Train/Trvl	11,235.00	458.00	4,206.70	7,028.30	0.00	7,028.30	62.56
	E10 Sub Totals:	99,015.00	6,870.18	39,003.74	60,011.26	0.00	60,011.26	60.61
E20	OPERATING COSTS							
100-111-5260-111	Clerk Professional Services	24,599.00	270.72	23,190.25	1,408.75	0.00	1,408.75	5.73
100-111-5300-111	Clerk Insurance & Bonds	650.00	100.00	100.00	550.00	0.00	550.00	84.62
100-111-5430-111	Clerk Elections	10,000.00	0.00	88.00	9,912.00	0.00	9,912.00	99.12
100-111-5590-111	Clerk General Supplies	4,666.00	53.69	2,944.64	1,721.36	0.00	1,721.36	36.89
100-111-5700-111	Clerk Comp., Software	2,159.00	18.57	8,150.36	-5,991.36	0.00	-5,991.36	0.00
	E20 Sub Totals:	42,074.00	442.98	34,473.25	7,600.75	0.00	7,600.75	18.07
	Expense Sub Totals:	141,089.00	7,313.16	73,476.99	67,612.01	0.00	67,612.01	47.92
	Dept 111 Sub Totals:	141,089.00	7,313.16	73,476.99	67,612.01	0.00		
Dept 100-113	Event Expenses							
R04	CHARGES FOR SERVICES							
100-113-4993-113	Advertising Revenue	0.00	0.00	0.00	0.00	0.00	0.00	0.00
	R04 Sub Totals:	0.00	0.00	0.00	0.00	0.00	0.00	0.00
R06	REVENUE FROM USE OF ASSET							
100-113-4470-755	Celebrate Booth Fees	0.00	0.00	500.00	-500.00	0.00	-500.00	0.00
100-113-4470-756	Fall Festival Booth Fees	8,000.00	1,190.00	2,340.00	5,660.00	0.00	5,660.00	70.75
100-113-4471-755	Celebrate Race Fees	0.00	0.00	0.00	0.00	0.00	0.00	0.00
	R06 Sub Totals:	8,000.00	1,190.00	2,840.00	5,160.00	0.00	5,160.00	64.50
R08	SALES REVENUE							
100-113-4480-755	Celebrate Neosho Shirt Sales	0.00	0.00	45.00	-45.00	0.00	-45.00	0.00

Account Number	Description	Budget Amount	Period Amount	YTD Amount	YTD Var	Encumbered Amount	Available	% Available
	R08 Sub Totals:	0.00	0.00	45.00	-45.00	0.00	-45.00	0.00
R87	DONATIONS							
100-113-4990-755	Celebrate Neosho Sponsors	9,000.00	1,500.00	8,750.00	250.00	0.00	250.00	2.78
100-113-4990-756	Fall Festival Sponsorships	9,000.00	1,500.00	9,250.00	-250.00	0.00	-250.00	0.00
	R87 Sub Totals:	18,000.00	3,000.00	18,000.00	0.00	0.00	0.00	0.00
	Revenue Sub Totals:	26,000.00	4,190.00	20,885.00	5,115.00	0.00	5,115.00	19.67
E20	OPERATING COSTS							
100-113-6520-755	Celebrate Neosho Expenses	10,000.00	0.00	12,500.00	-2,500.00	12,500.00	-15,000.00	0.00
100-113-6530-756	Fall Festival Expenses	29,000.00	0.00	12,508.56	16,491.44	0.00	16,491.44	56.87
100-113-6531-113	Marketing Expense	0.00	0.00	720.00	-720.00	0.00	-720.00	0.00
	E20 Sub Totals:	39,000.00	0.00	25,728.56	13,271.44	12,500.00	771.44	1.98
	Expense Sub Totals:	39,000.00	0.00	25,728.56	13,271.44	12,500.00	771.44	1.98
	Dept 113 Sub Totals:	13,000.00	-4,190.00	4,843.56	8,156.44	12,500.00		
Dept 100-115								
R02	LICENSES AND PERMITS							
100-115-4120-115	Building Permits/Inspec.	121,204.00	4,112.50	23,107.43	98,096.57	0.00	98,096.57	80.94
100-115-4770-115	Planning & Zoning Fees	1,500.00	200.00	650.00	850.00	0.00	850.00	56.67
	R02 Sub Totals:	122,704.00	4,312.50	23,757.43	98,946.57	0.00	98,946.57	80.64
R03	INTER-GOVERNMENTAL							
100-115-4200-708	CDBG Grant Revenue	0.00	0.00	0.00	0.00	0.00	0.00	0.00
	R03 Sub Totals:	0.00	0.00	0.00	0.00	0.00	0.00	0.00
R04	CHARGES FOR SERVICES							
100-115-4791-115	Code Enforcement Fees	0.00	0.00	0.00	0.00	0.00	0.00	0.00
	R04 Sub Totals:	0.00	0.00	0.00	0.00	0.00	0.00	0.00
R06	REVENUE FROM USE OF ASSET							
100-115-4760-115	Development Insurance Proceeds	0.00	0.00	0.00	0.00	0.00	0.00	0.00
100-115-4820-115	Sale of Dev. Service Property	0.00	0.00	0.00	0.00	0.00	0.00	0.00
	R06 Sub Totals:	0.00	0.00	0.00	0.00	0.00	0.00	0.00
R07	OTHER INCOME							
100-115-4800-115	Code Enforcement Miscellaneous	0.00	0.00	0.00	0.00	0.00	0.00	0.00
	R07 Sub Totals:	0.00	0.00	0.00	0.00	0.00	0.00	0.00

Account Number	Description	Budget Amount	Period Amount	YTD Amount	YTD Var	Encumbered Amount	Available	% Available
	Revenue Sub Totals:	122,704.00	4,312.50	23,757.43	98,946.57	0.00	98,946.57	80.64
E10	PERSONNEL							
100-115-5010-115	Bldg/Inspection Salaries	211,083.00	11,080.54	85,591.59	125,491.41	0.00	125,491.41	59.45
100-115-5020-115	Bldg/Inspection Overtime	1,750.00	112.61	1,504.26	245.74	0.00	245.74	14.04
100-115-5070-115	Availability Allowance	1,440.00	90.37	572.50	867.50	0.00	867.50	60.24
100-115-5170-115	Bldg/Inspection Social Sec.	16,282.00	851.76	6,636.52	9,645.48	0.00	9,645.48	59.24
100-115-5180-115	Bldg/Inspection Retirement	26,392.00	1,393.37	10,506.52	15,885.48	0.00	15,885.48	60.19
100-115-5190-115	Bldg/Inspection Health Ins.	36,887.00	2,007.78	12,715.94	24,171.06	0.00	24,171.06	65.53
100-115-5210-115	Bldg/Inspection Workers Comp.	9,323.00	0.00	0.00	9,323.00	0.00	9,323.00	100.00
100-115-5360-115	Bldg/Inspection Mem/Train/Trvl	7,000.00	0.00	0.00	7,000.00	0.00	7,000.00	100.00
100-115-5380-115	Bldg/Inspection Uniforms	2,000.00	0.00	720.86	1,279.14	0.00	1,279.14	63.96
	E10 Sub Totals:	312,157.00	15,536.43	118,248.19	193,908.81	0.00	193,908.81	62.12
E20	OPERATING COSTS							
100-115-5260-115	Bldg/Inspection Prof. Services	72,075.00	3,998.72	20,293.09	51,781.91	5,735.50	46,046.41	63.89
100-115-5270-115	Credit Card Fees	0.00	0.00	0.00	0.00	0.00	0.00	0.00
100-115-5300-115	Bldg/Inspection Ins. & Bonds	235.00	0.00	0.00	235.00	0.00	235.00	100.00
100-115-5330-115	Bldg/Inspection Equip Maint.	1,575.00	0.00	7.48	1,567.52	0.00	1,567.52	99.53
100-115-5530-115	Bldg/Inspection Fuels	3,675.00	88.34	566.67	3,108.33	0.00	3,108.33	84.58
100-115-5590-115	Bldg/Inspection Gen. Supplies	16,500.00	0.74	243.27	16,256.73	0.00	16,256.73	98.53
100-115-5700-115	Development Computer/Software	2,717.00	0.00	1,829.48	887.52	0.00	887.52	32.67
100-115-6350-115	Bldg/Inspection Phones	3,221.00	268.29	1,072.16	2,148.84	0.00	2,148.84	66.71
	E20 Sub Totals:	99,998.00	4,356.09	24,012.15	75,985.85	5,735.50	70,250.35	70.25
	Expense Sub Totals:	412,155.00	19,892.52	142,260.34	269,894.66	5,735.50	264,159.16	64.09
	Dept 115 Sub Totals:	289,451.00	15,580.02	118,502.91	170,948.09	5,735.50		
Dept 100-118								
R03	INTER-GOVERNMENTAL							
100-118-4200-118	Region M Grant	72,496.00	0.00	9,838.31	62,657.69	0.00	62,657.69	86.43
	R03 Sub Totals:	72,496.00	0.00	9,838.31	62,657.69	0.00	62,657.69	86.43
R06	REVENUE FROM USE OF ASSET							
100-118-4760-118	Insurance Proceeds	0.00	0.00	0.00	0.00	0.00	0.00	0.00
100-118-4820-118	Sale of Property	0.00	0.00	0.00	0.00	0.00	0.00	0.00
	R06 Sub Totals:	0.00	0.00	0.00	0.00	0.00	0.00	0.00
R07	OTHER INCOME							
100-118-4800-118	Recycle Center Miscellaneous	0.00	0.00	0.00	0.00	0.00	0.00	0.00
	R07 Sub Totals:	0.00	0.00	0.00	0.00	0.00	0.00	0.00

Account Number	Description	Budget Amount	Period Amount	YTD Amount	YTD Var	Encumbered Amount	Available	% Available
R08	SALES REVENUE							
100-118-4420-118	Recycle Center Sales	48,118.00	4,450.55	46,948.60	1,169.40	0.00	1,169.40	2.43
	R08 Sub Totals:	48,118.00	4,450.55	46,948.60	1,169.40	0.00	1,169.40	2.43
	Revenue Sub Totals:	120,614.00	4,450.55	56,786.91	63,827.09	0.00	63,827.09	52.92
E10	PERSONNEL							
100-118-5010-118	Recycle Center Salaries	105,792.00	7,278.09	43,379.77	62,412.23	0.00	62,412.23	59.00
100-118-5020-118	Recycle Center Overtime	1,500.00	24.61	705.19	794.81	0.00	794.81	52.99
100-118-5030-118	Recycle Center Part Time	0.00	0.00	0.00	0.00	0.00	0.00	0.00
100-118-5070-118	Availability Allowance	360.00	30.20	151.02	208.98	0.00	208.98	58.05
100-118-5170-118	Recycle Center Social Sec.	8,208.00	554.24	3,353.07	4,854.93	0.00	4,854.93	59.15
100-118-5180-118	Recycle Center Retirement	13,305.00	904.27	5,456.68	7,848.32	0.00	7,848.32	58.99
100-118-5190-118	Recycle Center Health Ins.	27,665.00	2,007.78	10,038.90	17,626.10	0.00	17,626.10	63.71
100-118-5210-118	Recycle Center Workers Comp	4,700.00	0.00	0.00	4,700.00	0.00	4,700.00	100.00
100-118-5360-118	Recycle Center Memb/Train/Trvl	0.00	0.00	0.00	0.00	0.00	0.00	0.00
100-118-5380-118	Recycle Center Uniforms	2,025.00	59.49	796.28	1,228.72	0.00	1,228.72	60.68
	E10 Sub Totals:	163,555.00	10,858.68	63,880.91	99,674.09	0.00	99,674.09	60.94
E20	OPERATING COSTS							
100-118-5260-118	Recycle Ctr Professional Svcs	1,657.00	141.72	828.06	828.94	0.00	828.94	50.03
100-118-5265-118	Shipping/Disposal	7,000.00	0.00	572.60	6,427.40	0.00	6,427.40	91.82
100-118-5300-118	Recycle Center Ins. & Bonds	2,489.00	0.00	0.00	2,489.00	0.00	2,489.00	100.00
100-118-5320-118	Recycle Center Facility Maint.	2,000.00	0.00	1,066.25	933.75	0.00	933.75	46.69
100-118-5330-118	Recycle Center Equipment Maint	5,500.00	389.46	1,411.14	4,088.86	6,875.00	-2,786.14	0.00
100-118-5530-118	Recycle Center Fuels	4,000.00	180.00	1,112.57	2,887.43	0.00	2,887.43	72.19
100-118-5590-118	Recycle Center Gen. Supplies	1,575.00	0.00	142.80	1,432.20	0.00	1,432.20	90.93
100-118-5700-118	Recycle Comp., Software	0.00	0.00	0.00	0.00	0.00	0.00	0.00
100-118-6300-118	Recycle Center Electricity	3,230.00	155.40	704.06	2,525.94	0.00	2,525.94	78.20
100-118-6310-118	Recycle Center Heating Fuels	2,100.00	356.76	774.20	1,325.80	0.00	1,325.80	63.13
100-118-6350-118	Recycle Center Phones	3,071.00	254.20	1,044.96	2,026.04	0.00	2,026.04	65.97
	E20 Sub Totals:	32,622.00	1,477.54	7,656.64	24,965.36	6,875.00	18,090.36	55.45
	Expense Sub Totals:	196,177.00	12,336.22	71,537.55	124,639.45	6,875.00	117,764.45	60.03
	Dept 118 Sub Totals:	75,563.00	7,885.67	14,750.64	60,812.36	6,875.00		
Dept 100-120								
R01	TAXES							
100-120-4130-120	Sanitation Enforcement	120,000.00	1,875.27	60,383.39	59,616.61	0.00	59,616.61	49.68
	R01 Sub Totals:	120,000.00	1,875.27	60,383.39	59,616.61	0.00	59,616.61	49.68
R02	LICENSES AND PERMITS							

Account Number	Description	Budget Amount	Period Amount	YTD Amount	YTD Var	Encumbered Amount	Available	% Available
100-120-4080-122	Animal Licenses	500.00	6.00	29.00	471.00	0.00	471.00	94.20
	R02 Sub Totals:	500.00	6.00	29.00	471.00	0.00	471.00	94.20
R03	INTER-GOVERNMENTAL							
100-120-4200-120	Grant Revenue	21,886.00	0.00	0.00	21,886.00	0.00	21,886.00	100.00
100-120-4205-120	MIRMA Grant	0.00	0.00	0.00	0.00	0.00	0.00	0.00
100-120-4810-120	School Resource Ofcr	0.00	0.00	0.00	0.00	0.00	0.00	0.00
100-120-4810-121	School Resource Ofcr Crowder	0.00	0.00	0.00	0.00	0.00	0.00	0.00
	R03 Sub Totals:	21,886.00	0.00	0.00	21,886.00	0.00	21,886.00	100.00
R04	CHARGES FOR SERVICES							
100-120-4840-120	Security Detail Reimburse	4,000.00	0.00	0.00	4,000.00	0.00	4,000.00	100.00
	R04 Sub Totals:	4,000.00	0.00	0.00	4,000.00	0.00	4,000.00	100.00
R05	FINES AND FORFEITURES							
100-120-4600-120	Court Fines	350,000.00	21,205.25	155,816.05	194,183.95	0.00	194,183.95	55.48
100-120-4610-120	Police Training Fees	2,000.00	400.50	2,134.50	-134.50	0.00	-134.50	0.00
100-120-4620-120	C. Victim's Compensation	400.00	75.14	395.53	4.47	0.00	4.47	1.12
100-120-4630-120	Recoupment Jail Fees	0.00	0.00	0.00	0.00	0.00	0.00	0.00
100-120-4640-120	Recoupment Arrest Fees	3,500.00	548.00	1,760.50	1,739.50	0.00	1,739.50	49.70
	R05 Sub Totals:	355,900.00	22,228.89	160,106.58	195,793.42	0.00	195,793.42	55.01
R06	REVENUE FROM USE OF ASSET							
100-120-4760-120	Insurance Proceeds	0.00	0.00	0.00	0.00	0.00	0.00	0.00
100-120-4820-120	Police Sale of Property	0.00	0.00	1,287.45	-1,287.45	0.00	-1,287.45	0.00
	R06 Sub Totals:	0.00	0.00	1,287.45	-1,287.45	0.00	-1,287.45	0.00
R07	OTHER INCOME							
100-120-4800-120	Law Enforcement Miscellaneous	2,160.00	302.25	2,818.40	-658.40	0.00	-658.40	0.00
	R07 Sub Totals:	2,160.00	302.25	2,818.40	-658.40	0.00	-658.40	0.00
R87	DONATIONS							
100-120-4990-120	Police Donations	0.00	0.00	300.00	-300.00	0.00	-300.00	0.00
100-120-4992-120	Donated Rewards	0.00	0.00	0.00	0.00	0.00	0.00	0.00
	R87 Sub Totals:	0.00	0.00	300.00	-300.00	0.00	-300.00	0.00
	Revenue Sub Totals:	504,446.00	24,412.41	224,924.82	279,521.18	0.00	279,521.18	55.41
E10	PERSONNEL							
100-120-5010-120	Police Dept Salaries	1,476,603.00	108,423.74	543,170.95	933,432.05	0.00	933,432.05	63.21
100-120-5020-120	Police Dept Overtime	93,000.00	9,924.37	77,702.92	15,297.08	0.00	15,297.08	16.45
100-120-5030-120	Police Dept Part Time	14,769.00	1,088.00	6,121.00	8,648.00	0.00	8,648.00	58.56
100-120-5070-120	Availability Allowance	2,520.00	150.53	767.58	1,752.42	0.00	1,752.42	69.54

Account Number	Description	Budget Amount	Period Amount	YTD Amount	YTD Var	Encumbered Amount	Available	% Available
100-120-5170-120	Police Dept Social Security	121,205.00	8,825.10	46,516.99	74,688.01	0.00	74,688.01	61.62
100-120-5180-120	Police Dept Retirement	194,631.00	13,915.55	75,657.13	118,973.87	0.00	118,973.87	61.13
100-120-5190-120	Police Dept Health Insurance	239,763.00	18,936.64	85,711.74	154,051.26	0.00	154,051.26	64.25
100-120-5210-120	Police Dept Workers Comp.	69,396.00	0.00	0.00	69,396.00	0.00	69,396.00	100.00
100-120-5360-120	Police Dept Member/Train/Trvl	22,000.00	2,570.09	17,567.24	4,432.76	0.00	4,432.76	20.15
100-120-5361-120	Academy Training	17,000.00	0.00	0.00	17,000.00	0.00	17,000.00	100.00
100-120-5380-120	Police Dept Uniforms	19,950.00	666.43	5,397.04	14,552.96	8,541.60	6,011.36	30.13
	E10 Sub Totals:	2,270,837.00	164,500.45	858,612.59	1,412,224.41	8,541.60	1,403,682.81	61.81
E20	OPERATING COSTS							
100-120-5260-120	Police Dept Prof. Services	1,076,156.00	156,826.54	312,736.39	763,419.61	1,158,428.90	-395,009.29	0.00
100-120-5300-120	Police Dept Insurance & Bonds	15,078.00	0.00	0.00	15,078.00	0.00	15,078.00	100.00
100-120-5320-120	Police Dept Facility Maint.	7,350.00	355.00	697.15	6,652.85	0.00	6,652.85	90.51
100-120-5330-120	Police Dept Equipment Maint	28,000.00	484.12	11,212.40	16,787.60	0.00	16,787.60	59.96
100-120-5363-120	TSMCS Account	2,000.00	0.00	0.00	2,000.00	0.00	2,000.00	100.00
100-120-5420-120	Police Care of Prisoners	28,000.00	0.00	200.00	27,800.00	0.00	27,800.00	99.29
100-120-5500-120	Investigation Account	0.00	0.00	0.00	0.00	0.00	0.00	0.00
100-120-5530-120	Police Dept Fuels/Lubricants	60,000.00	2,982.70	17,533.51	42,466.49	0.00	42,466.49	70.78
100-120-5540-120	Police Dept Chemicals	263.00	0.00	0.00	263.00	0.00	263.00	100.00
100-120-5590-120	Police Dept General Supplies	10,000.00	1,148.81	5,715.83	4,284.17	0.00	4,284.17	42.84
100-120-5590-122	ACO General Supplies	15,750.00	0.00	0.00	15,750.00	0.00	15,750.00	100.00
100-120-5700-120	Police Dept Comp., Software	22,563.00	145.47	2,950.69	19,612.31	0.00	19,612.31	86.92
100-120-5780-120	Law Enforcement Vehicles	0.00	0.00	0.00	0.00	0.00	0.00	0.00
100-120-6300-120	Police Dept Electricity	15,090.00	1,140.55	3,553.17	11,536.83	0.00	11,536.83	76.45
100-120-6350-120	Police Dept Phones	7,553.00	647.55	2,985.92	4,567.08	0.00	4,567.08	60.47
100-120-6390-120	Police Dept Minor Equipment	6,800.00	0.00	0.00	6,800.00	0.00	6,800.00	100.00
	E20 Sub Totals:	1,294,603.00	163,730.74	357,585.06	937,017.94	1,158,428.90	-221,410.96	0.00
E30	CAPITAL OUTLAY							
100-120-6380-120	Lease Purchase Payments	0.00	0.00	0.00	0.00	0.00	0.00	0.00
	E30 Sub Totals:	0.00	0.00	0.00	0.00	0.00	0.00	0.00
	Expense Sub Totals:	3,565,440.00	328,231.19	1,216,197.65	2,349,242.35	1,166,970.50	1,182,271.85	33.16
	Dept 120 Sub Totals:	3,060,994.00	303,818.78	991,272.83	2,069,721.17	1,166,970.50		
Dept 100-125								
R05	FINES AND FORFEITURES							
100-125-4590-125	Court Costs	17,180.00	2,233.60	11,769.06	5,410.94	0.00	5,410.94	31.50
100-125-4611-125	Court Clerk Training Fees	1,700.00	259.98	1,041.33	658.67	0.00	658.67	38.75
	R05 Sub Totals:	18,880.00	2,493.58	12,810.39	6,069.61	0.00	6,069.61	32.15

Account Number	Description	Budget Amount	Period Amount	YTD Amount	YTD Var	Encumbered Amount	Available	% Available
	Revenue Sub Totals:	18,880.00	2,493.58	12,810.39	6,069.61	0.00	6,069.61	32.15
E10	PERSONNEL							
100-125-5010-125	Municipal Court Salaries	111,602.00	8,601.40	47,291.20	64,310.80	0.00	64,310.80	57.63
100-125-5020-125	Municipal Court Overtime	1,800.00	107.14	273.02	1,526.98	0.00	1,526.98	84.83
100-125-5170-125	Municipal Court Social Secur.	8,676.00	608.91	3,352.22	5,323.78	0.00	5,323.78	61.36
100-125-5180-125	Municipal Court Retirement	14,062.00	1,072.34	5,860.39	8,201.61	0.00	8,201.61	58.32
100-125-5190-125	Municipal Court Health Ins.	27,665.00	2,326.58	11,632.90	16,032.10	0.00	16,032.10	57.95
100-125-5210-125	Municipal Court Workers Comp.	4,968.00	0.00	0.00	4,968.00	0.00	4,968.00	100.00
100-125-5360-125	Municipal Court Mem/Train/Trvl	2,500.00	0.00	0.00	2,500.00	0.00	2,500.00	100.00
	E10 Sub Totals:	171,273.00	12,716.37	68,409.73	102,863.27	0.00	102,863.27	60.06
E20	OPERATING COSTS							
100-125-5260-125	Municipal Court Prof. Services	8,950.00	-836.28	2,635.67	6,314.33	0.00	6,314.33	70.55
100-125-5261-125	Court Appointed Expenses	1,000.00	0.00	0.00	1,000.00	0.00	1,000.00	100.00
100-125-5263-125	Domestic Violence Expense	3,600.00	1,730.00	1,730.00	1,870.00	0.00	1,870.00	51.94
100-125-5330-125	Municipal Court Equip. Maint.	500.00	0.00	0.00	500.00	0.00	500.00	100.00
100-125-5590-125	Municipal Court Gen Supplies	3,450.00	395.99	1,271.59	2,178.41	0.00	2,178.41	63.14
100-125-5700-125	Municipal Court Comp., Softwre	1,520.00	0.00	0.00	1,520.00	0.00	1,520.00	100.00
100-125-6350-125	Municipal Court Phones	2,837.00	236.50	955.95	1,881.05	0.00	1,881.05	66.30
	E20 Sub Totals:	21,857.00	1,526.21	6,593.21	15,263.79	0.00	15,263.79	69.83
	Expense Sub Totals:	193,130.00	14,242.58	75,002.94	118,127.06	0.00	118,127.06	61.16
	Dept 125 Sub Totals:	174,250.00	11,749.00	62,192.55	112,057.45	0.00		
Dept 100-141	REVENUE FROM USE OF ASSET							
R06	Sale of IT Property	0.00	0.00	407.25	-407.25	0.00	-407.25	0.00
100-141-4820-141								
	R06 Sub Totals:	0.00	0.00	407.25	-407.25	0.00	-407.25	0.00
	Revenue Sub Totals:	0.00	0.00	407.25	-407.25	0.00	-407.25	0.00
E10	PERSONNEL							
100-141-5010-141	IT Salaries	34,748.00	2,695.75	14,214.85	20,533.15	0.00	20,533.15	59.09
100-141-5020-141	IT Overtime	200.00	0.00	526.48	-326.48	0.00	-326.48	0.00
100-141-5070-141	Availability Allowance	360.00	30.06	150.62	209.38	0.00	209.38	58.16
100-141-5170-141	IT Social Security	2,674.00	206.23	1,125.59	1,548.41	0.00	1,548.41	57.91
100-141-5180-141	IT Retirement	4,334.00	337.23	1,863.25	2,470.75	0.00	2,470.75	57.01
100-141-5190-141	IT Health Insurance	9,222.00	669.26	3,346.30	5,875.70	0.00	5,875.70	63.71
100-141-5210-141	IT Workers Compensation	1,531.00	0.00	0.00	1,531.00	0.00	1,531.00	100.00
100-141-5360-141	IT Membership/Training/Travel	1,500.00	0.00	0.00	1,500.00	0.00	1,500.00	100.00

Account Number	Description	Budget Amount	Period Amount	YTD Amount	YTD Var	Encumbered Amount	Available	% Available
	E10 Sub Totals:	54,569.00	3,938.53	21,227.09	33,341.91	0.00	33,341.91	61.10
E20	OPERATING COSTS							
100-141-5260-141	IT Professional Services	51,012.00	364.76	9,444.36	41,567.64	0.00	41,567.64	81.49
100-141-5590-141	IT General Supplies	260.00	0.00	0.00	260.00	0.00	260.00	100.00
100-141-5700-141	IT Computers, Software, Etc.	981.00	0.00	0.00	981.00	0.00	981.00	100.00
	E20 Sub Totals:	52,253.00	364.76	9,444.36	42,808.64	0.00	42,808.64	81.93
	Expense Sub Totals:	106,822.00	4,303.29	30,671.45	76,150.55	0.00	76,150.55	71.29
	Dept 141 Sub Totals:	106,822.00	4,303.29	30,264.20	76,557.80	0.00		
Dept 100-143	OPERATING COSTS							
E20	Fleet Mtce Fuels	2,000.00	0.00	640.77	1,359.23	0.00	1,359.23	67.96
100-143-5530-143	Fleet Maint. General Supplies	2,100.00	0.00	0.00	2,100.00	0.00	2,100.00	100.00
100-143-6390-143	Fleet Mtce Minor Equipment	4,000.00	0.00	986.06	3,013.94	0.00	3,013.94	75.35
	E20 Sub Totals:	8,100.00	0.00	1,626.83	6,473.17	0.00	6,473.17	79.92
	Expense Sub Totals:	8,100.00	0.00	1,626.83	6,473.17	0.00	6,473.17	79.92
	Dept 143 Sub Totals:	8,100.00	0.00	1,626.83	6,473.17	0.00		
Dept 100-144	OPERATING COSTS							
E20	Emergency Mgmt Prof. Services	14,326.00	0.00	14,502.00	-176.00	0.00	-176.00	0.00
100-144-5260-144	Emergency Mgmt Ins. & Bonds	3,300.00	0.00	0.00	3,300.00	0.00	3,300.00	100.00
100-144-5330-144	Emergency Mgmt Equip. Mtce	0.00	0.00	0.00	0.00	0.00	0.00	0.00
100-144-6300-144	Emergency Mgmt Electricity	3,835.00	255.42	1,054.54	2,780.46	0.00	2,780.46	72.50
	E20 Sub Totals:	21,461.00	255.42	15,556.54	5,904.46	0.00	5,904.46	27.51
	Expense Sub Totals:	21,461.00	255.42	15,556.54	5,904.46	0.00	5,904.46	27.51
	Dept 144 Sub Totals:	21,461.00	255.42	15,556.54	5,904.46	0.00		
Dept 100-145	PERSONNEL							
E10	Human Resources Salaries	69,166.00	5,340.68	29,172.65	39,993.35	0.00	39,993.35	57.82
100-145-5010-145	Human Resources Social Secur.	5,062.00	377.50	2,078.63	2,983.37	0.00	2,983.37	58.94
100-145-5180-145	Human Resources Retirement	8,205.00	659.74	3,605.07	4,599.93	0.00	4,599.93	56.06
100-145-5190-145	Human Resources Health Ins.	9,222.00	908.36	4,476.08	4,745.92	0.00	4,745.92	51.46
100-145-5210-145	Human Resources Workers Comp.	2,899.00	0.00	0.00	2,899.00	0.00	2,899.00	100.00
100-145-5360-145	Human Resources Mem/Train/Trvl	5,600.00	0.00	594.00	5,006.00	0.00	5,006.00	89.39

Account Number	Description	Budget Amount	Period Amount	YTD Amount	YTD Var	Encumbered Amount	Available	% Available
	E10 Sub Totals:	100,154.00	7,286.28	39,926.43	60,227.57	0.00	60,227.57	60.13
E20	OPERATING COSTS							
100-145-5260-145	Human Resources Prof. Services	3,300.00	217.72	2,214.63	1,085.37	0.00	1,085.37	32.89
100-145-5590-145	Human Resources GenSupplies	1,500.00	32.95	677.88	822.12	0.00	822.12	54.81
100-145-5700-145	HR Computer/Software	4,805.00	18.56	1,886.84	2,918.16	0.00	2,918.16	60.73
	E20 Sub Totals:	9,605.00	269.23	4,779.35	4,825.65	0.00	4,825.65	50.24
	Expense Sub Totals:	109,759.00	7,555.51	44,705.78	65,053.22	0.00	65,053.22	59.27
	Dept 145 Sub Totals:	109,759.00	7,555.51	44,705.78	65,053.22	0.00		
Dept 100-160	INTER-GOVERNMENTAL							
R03	Grant Revenue	0.00	0.00	6,313.32	-6,313.32	0.00	-6,313.32	0.00
100-160-4200-160	Grant Revenue -CARES	0.00	0.00	0.00	0.00	0.00	0.00	0.00
	R03 Sub Totals:	0.00	0.00	6,313.32	-6,313.32	0.00	-6,313.32	0.00
R06	REVENUE FROM USE OF ASSET							
100-160-4400-160	Land Lease at Airport	22,000.00	12,000.00	17,271.54	4,728.46	0.00	4,728.46	21.49
100-160-4410-160	Airport Land Lease - City	9,700.00	808.34	4,041.70	5,658.30	0.00	5,658.30	58.33
100-160-4500-160	Airport Hangar Rentals	60,120.00	2,350.00	33,253.17	26,866.83	0.00	26,866.83	44.69
100-160-4505-160	Airport Room Rental	0.00	70.00	3,950.00	-3,950.00	0.00	-3,950.00	0.00
100-160-4820-160	Airport Sale of Property	0.00	0.00	1,723.95	-1,723.95	0.00	-1,723.95	0.00
	R06 Sub Totals:	91,820.00	15,228.34	60,240.36	31,579.64	0.00	31,579.64	34.39
R07	OTHER INCOME							
100-160-4800-160	Miscellaneous Income	0.00	0.00	250.00	-250.00	0.00	-250.00	0.00
	R07 Sub Totals:	0.00	0.00	250.00	-250.00	0.00	-250.00	0.00
R08	SALES REVENUE							
100-160-4540-160	Sale of Jet Fuel	27,000.00	0.00	678.36	26,321.64	0.00	26,321.64	97.49
100-160-4550-160	Sale of Aviation Gas	76,000.00	7,778.10	33,006.40	42,993.60	0.00	42,993.60	56.57
100-160-4560-160	Sale of Pilot Supplies	750.00	22.64	338.46	411.54	0.00	411.54	54.87
	R08 Sub Totals:	103,750.00	7,800.74	34,023.22	69,726.78	0.00	69,726.78	67.21
	Revenue Sub Totals:	195,570.00	23,029.08	100,826.90	94,743.10	0.00	94,743.10	48.44
E10	PERSONNEL							
100-160-5010-160	Airport Salaries	42,194.00	3,269.65	14,676.58	27,517.42	0.00	27,517.42	65.22
100-160-5020-160	Airport Overtime	900.00	7.64	245.67	654.33	0.00	654.33	72.70
100-160-5030-160	Airport Part Time	35,880.00	2,110.63	12,350.95	23,529.05	0.00	23,529.05	65.58
100-160-5070-160	Availability Allowance	360.00	30.12	120.53	239.47	0.00	239.47	66.52

Account Number	Description	Budget Amount	Period Amount	YTD Amount	YTD Var	Encumbered Amount	Available	% Available
100-160-5170-160	Airport Social Security	6,042.00	413.41	2,090.88	3,951.12	0.00	3,951.12	65.39
100-160-5180-160	Airport Retirement	5,344.00	408.38	1,644.86	3,699.14	0.00	3,699.14	69.22
100-160-5190-160	Airport Health Insurance	9,222.00	669.26	2,677.04	6,544.96	0.00	6,544.96	70.97
100-160-5210-160	Airport Workers Compensation	3,460.00	0.00	0.00	3,460.00	0.00	3,460.00	100.00
100-160-5360-160	Membership/Training/Travel	525.00	0.00	0.00	525.00	0.00	525.00	100.00
100-160-5380-160	Airport Uniforms	828.00	0.00	0.00	828.00	0.00	828.00	100.00
	E10 Sub Totals:	104,755.00	6,909.09	33,806.51	70,948.49	0.00	70,948.49	67.73
E20	OPERATING COSTS							
100-160-5260-160	Airport Professional Services	9,750.00	291.72	2,643.43	7,106.57	0.00	7,106.57	72.89
100-160-5300-160	Airport Insurance & Bonds	18,322.00	0.00	200.00	18,122.00	0.00	18,122.00	98.91
100-160-5320-160	Airport Facility Maintenance	5,350.00	9,025.40	18,210.10	-12,860.10	0.00	-12,860.10	0.00
100-160-5330-160	Airport Equipment Maintenance	7,000.00	0.00	790.97	6,209.03	0.00	6,209.03	88.70
100-160-5460-160	Cost of Av Gas Sold	74,550.00	5,312.31	25,675.28	48,874.72	0.00	48,874.72	65.56
100-160-5470-160	Cost of Jet Fuel Sold	25,000.00	29.76	472.84	24,527.16	0.00	24,527.16	98.11
100-160-5480-160	Cost of Pilot Supplies	735.00	0.00	841.78	-106.78	0.00	-106.78	0.00
100-160-5530-160	Airport Fuels/Lubricants	2,100.00	38.46	277.30	1,822.70	0.00	1,822.70	86.80
100-160-5590-160	Airport General Supplies	2,500.00	474.78	1,234.73	1,265.27	0.00	1,265.27	50.61
100-160-5700-160	Airport Computer/Software	950.00	0.00	0.00	950.00	0.00	950.00	100.00
100-160-6300-160	Airport Electricity	18,367.00	1,461.84	4,549.34	13,817.66	0.00	13,817.66	75.23
100-160-6350-160	Airport Phones	3,071.00	254.20	1,044.96	2,026.04	0.00	2,026.04	65.97
	E20 Sub Totals:	167,695.00	16,888.47	55,940.73	111,754.27	0.00	111,754.27	66.64
	Expense Sub Totals:	272,450.00	23,797.56	89,747.24	182,702.76	0.00	182,702.76	67.06
	Dept 160 Sub Totals:	76,880.00	768.48	-11,079.66	87,959.66	0.00		
Dept 100-199								
R01	TAXES							
100-199-4031-199	Public Safety Tax	1,546,225.00	150,653.01	716,124.82	830,100.18	0.00	830,100.18	53.69
	R01 Sub Totals:	1,546,225.00	150,653.01	716,124.82	830,100.18	0.00	830,100.18	53.69
R06	REVENUE FROM USE OF ASSET							
100-199-4700-199	Public Safety Interest Earned	55,000.00	6,126.01	37,722.01	17,277.99	0.00	17,277.99	31.41
	R06 Sub Totals:	55,000.00	6,126.01	37,722.01	17,277.99	0.00	17,277.99	31.41
	Revenue Sub Totals:	1,601,225.00	156,779.02	753,846.83	847,378.17	0.00	847,378.17	52.92
	Dept 199 Sub Totals:	-1,601,225.00	-156,779.02	-753,846.83	-847,378.17	0.00		
Dept 100-204								
R04	I.O.O.F. Cemetery							
100-204-4420-204	CHARGES FOR SERVICES Plot Sales	9,000.00	0.00	5,200.00	3,800.00	0.00	3,800.00	42.22

Account Number	Description	Budget Amount	Period Amount	YTD Amount	YTD Var	Encumbered Amount	Available	% Available
100-204-4524-204	Burial Fees	23,000.00	1,800.00	10,500.00	12,500.00	0.00	12,500.00	54.35
	R04 Sub Totals:	32,000.00	1,800.00	15,700.00	16,300.00	0.00	16,300.00	50.94
R06	REVENUE FROM USE OF ASSET							
100-204-4700-204	Interest Earned	0.00	0.00	1,797.28	-1,797.28	0.00	-1,797.28	0.00
	R06 Sub Totals:	0.00	0.00	1,797.28	-1,797.28	0.00	-1,797.28	0.00
R07	OTHER INCOME							
100-204-4800-204	Cemetery Miscellaneous Revenue	0.00	0.00	108.00	-108.00	0.00	-108.00	0.00
	R07 Sub Totals:	0.00	0.00	108.00	-108.00	0.00	-108.00	0.00
R87	DONATIONS							
100-204-4990-204	Cemetery Donations	3,500.00	0.00	5,000.00	-1,500.00	0.00	-1,500.00	0.00
	R87 Sub Totals:	3,500.00	0.00	5,000.00	-1,500.00	0.00	-1,500.00	0.00
	Revenue Sub Totals:	35,500.00	1,800.00	22,605.28	12,894.72	0.00	12,894.72	36.32
E10	PERSONNEL							
100-204-5010-204	Cemetery Salaries	10,000.00	880.86	4,738.28	5,261.72	0.00	5,261.72	52.62
100-204-5020-204	Cemetery Overtime	0.00	0.00	0.00	0.00	0.00	0.00	0.00
100-204-5030-204	IOOF Part Time	0.00	0.00	0.00	0.00	0.00	0.00	0.00
100-204-5070-204	Availability Allowance	0.00	0.00	0.00	0.00	0.00	0.00	0.00
100-204-5170-204	IOOF Social Security	765.00	63.76	344.74	420.26	0.00	420.26	54.94
100-204-5180-204	IOOF Retirement	1,240.00	108.82	585.54	654.46	0.00	654.46	52.78
100-204-5190-204	IOOF Health Insurance	1,391.00	145.34	712.84	678.16	0.00	678.16	48.75
100-204-5210-204	IOOF Workers Compensation	438.00	0.00	0.00	438.00	0.00	438.00	100.00
	E10 Sub Totals:	13,834.00	1,198.78	6,381.40	7,452.60	0.00	7,452.60	53.87
E20	OPERATING COSTS							
100-204-5260-204	I.O.O.F. Professional Services	111,545.00	10,000.00	31,329.03	80,215.97	0.00	80,215.97	71.91
100-204-5262-204	I.O.O.F. Burial Costs	21,630.00	1,500.00	10,300.00	11,330.00	0.00	11,330.00	52.38
100-204-5300-204	Cemetery Insurance & Bonds	1,187.00	0.00	0.00	1,187.00	0.00	1,187.00	100.00
100-204-5320-204	Cemetery Facility Maintenance	6,026.00	0.00	0.00	6,026.00	0.00	6,026.00	100.00
100-204-5325-204	Grounds Maintenance	6,300.00	0.00	0.00	6,300.00	0.00	6,300.00	100.00
100-204-5330-204	Cemetery Equipment Maintenance	1,250.00	0.00	0.00	1,250.00	0.00	1,250.00	100.00
100-204-5530-204	Cemetery Fuels/Lubricants	420.00	0.00	0.00	420.00	0.00	420.00	100.00
100-204-5590-204	General Supplies	1,125.00	26.39	26.39	1,098.61	0.00	1,098.61	97.65
100-204-6300-204	I.O.O.F. Electricity Costs	602.00	43.82	202.77	399.23	0.00	399.23	66.32
	E20 Sub Totals:	150,085.00	11,570.21	41,858.19	108,226.81	0.00	108,226.81	72.11
	Expense Sub Totals:	163,919.00	12,768.99	48,239.59	115,679.41	0.00	115,679.41	70.57

Account Number	Description	Budget Amount	Period Amount	YTD Amount	YTD Var	Encumbered Amount	Available	% Available
	Dept 204 Sub Totals:	128,419.00	10,968.99	25,634.31	102,784.69	0.00		
Dept 100-999	City Hall							
E10	PERSONNEL							
100-999-5200-112	Unemployment Compensation	8,000.00	1,076.00	1,086.06	6,913.94	0.00	6,913.94	86.42
	E10 Sub Totals:	8,000.00	1,076.00	1,086.06	6,913.94	0.00	6,913.94	86.42
E20	OPERATING COSTS							
100-999-5320-112	City Hall Facility Maintenance	20,000.00	0.00	752.71	19,247.29	0.00	19,247.29	96.24
100-999-6300-112	City Hall Electricity	18,199.00	835.02	3,878.57	14,320.43	0.00	14,320.43	78.69
100-999-6310-112	City Hall Heating Fuels	8,000.00	1,166.75	2,691.24	5,308.76	0.00	5,308.76	66.36
100-999-6350-112	City Hall Phones	15,600.00	1,204.32	5,449.61	10,150.39	0.00	10,150.39	65.07
	E20 Sub Totals:	61,799.00	3,206.09	12,772.13	49,026.87	0.00	49,026.87	79.33
E30	CAPITAL OUTLAY							
100-999-5790-112	City Hall Capital	0.00	0.00	0.00	0.00	0.00	0.00	0.00
	E30 Sub Totals:	0.00	0.00	0.00	0.00	0.00	0.00	0.00
	Expense Sub Totals:	69,799.00	4,282.09	13,858.19	55,940.81	0.00	55,940.81	80.15
	Dept 999 Sub Totals:	69,799.00	4,282.09	13,858.19	55,940.81	0.00		
	Fund Revenue Sub Totals:	9,304,450.00	822,055.57	4,504,705.45	4,799,744.55	0.00	4,799,744.55	51.59
	Fund Expense Sub Totals:	12,824,493.00	998,924.16	5,495,050.06	7,329,442.94	1,202,658.13	6,126,784.81	47.77
	Fund 100 Sub Totals:	3,520,043.00	176,868.59	990,344.61	2,529,698.39	1,202,658.13		
Fund 120	Police Grants							
Dept 120-000	Non-Departmental							
R90	TRANSFERS IN							
120-000-3324-000	Transfer from Police Dept	0.00	0.00	0.00	0.00	0.00	0.00	0.00
120-000-3326-000	Trasnfer from Dare	0.00	0.00	0.00	0.00	0.00	0.00	0.00
	R90 Sub Totals:	0.00	0.00	0.00	0.00	0.00	0.00	0.00
	Revenue Sub Totals:	0.00	0.00	0.00	0.00	0.00	0.00	0.00
	Dept 000 Sub Totals:	0.00	0.00	0.00	0.00	0.00		
Dept 120-128	DWI Grant							
R03	INTER-GOVERNMENTAL							
120-128-4240-120	DWI Grant Revenue	10,610.00	204.00	5,864.00	4,746.00	0.00	4,746.00	44.73

Account Number	Description	Budget Amount	Period Amount	YTD Amount	YTD Var	Encumbered Amount	Available	% Available
	R03 Sub Totals:	10,610.00	204.00	5,864.00	4,746.00	0.00	4,746.00	44.73
	Revenue Sub Totals:	10,610.00	204.00	5,864.00	4,746.00	0.00	4,746.00	44.73
E10 120-128-5020-120	PERSONNEL DWI Overtime	4,950.00	204.00	204.00	4,746.00	0.00	4,746.00	95.88
	E10 Sub Totals:	4,950.00	204.00	204.00	4,746.00	0.00	4,746.00	95.88
E20 120-128-5590-120	OPERATING COSTS DWI Grant General Supplies	5,660.00	0.00	5,729.36	-69.36	0.00	-69.36	0.00
	E20 Sub Totals:	5,660.00	0.00	5,729.36	-69.36	0.00	-69.36	0.00
	Expense Sub Totals:	10,610.00	204.00	5,933.36	4,676.64	0.00	4,676.64	44.08
	Dept 128 Sub Totals:	0.00	0.00	69.36	-69.36	0.00		
Dept 120-129 R03 120-129-4230-120	HMV Grant INTER-GOVERNMENTAL HMV Grant Revenue	11,276.00	188.91	6,006.55	5,269.45	0.00	5,269.45	46.73
	R03 Sub Totals:	11,276.00	188.91	6,006.55	5,269.45	0.00	5,269.45	46.73
	Revenue Sub Totals:	11,276.00	188.91	6,006.55	5,269.45	0.00	5,269.45	46.73
E10 120-129-5020-120 120-129-5360-120	PERSONNEL HMV Overtime HMV Grant Training	4,500.00 1,200.00	188.91 0.00	758.55 0.00	3,741.45 1,200.00	0.00 0.00	3,741.45 1,200.00	83.14 100.00
	E10 Sub Totals:	5,700.00	188.91	758.55	4,941.45	0.00	4,941.45	86.69
E20 120-129-5590-120	OPERATING COSTS HMV Grant General Supplies	5,576.00	0.00	5,248.00	328.00	356.00	-28.00	0.00
	E20 Sub Totals:	5,576.00	0.00	5,248.00	328.00	356.00	-28.00	0.00
	Expense Sub Totals:	11,276.00	188.91	6,006.55	5,269.45	356.00	4,913.45	43.57
	Dept 129 Sub Totals:	0.00	0.00	0.00	0.00	356.00		
Dept 120-131 R03 120-131-4220-120 120-131-4250-120	DOJ Grant INTER-GOVERNMENTAL Justice Dept Vest Grant LLEBG Grant Revenue	0.00 0.00	0.00 0.00	0.00 0.00	0.00 0.00	0.00 0.00	0.00 0.00	0.00 0.00
	R03 Sub Totals:	0.00	0.00	0.00	0.00	0.00	0.00	0.00

Account Number	Description	Budget Amount	Period Amount	YTD Amount	YTD Var	Encumbered Amount	Available	% Available
	Revenue Sub Totals:	0.00	0.00	0.00	0.00	0.00	0.00	0.00
E10	PERSONNEL							
120-131-5380-120	Police Dept Uniforms-Vests	4,000.00	1,483.00	1,483.00	2,517.00	0.00	2,517.00	62.93
	E10 Sub Totals:	4,000.00	1,483.00	1,483.00	2,517.00	0.00	2,517.00	62.93
E30	CAPITAL OUTLAY							
120-131-5790-120	LLEBG-Law Enf Safety Prog	0.00	0.00	0.00	0.00	0.00	0.00	0.00
	E30 Sub Totals:	0.00	0.00	0.00	0.00	0.00	0.00	0.00
	Expense Sub Totals:	4,000.00	1,483.00	1,483.00	2,517.00	0.00	2,517.00	62.93
	Dept 131 Sub Totals:	4,000.00	1,483.00	1,483.00	2,517.00	0.00		
	Fund Revenue Sub Totals:	21,886.00	392.91	11,870.55	10,015.45	0.00	10,015.45	45.76
	Fund Expense Sub Totals:	25,886.00	1,875.91	13,422.91	12,463.09	356.00	12,107.09	46.77
	Fund 120 Sub Totals:	4,000.00	1,483.00	1,552.36	2,447.64	356.00		
Fund 124	Shop With a Cop							
Dept 124-120								
R87	DONATIONS							
124-120-4990-126	Halloween Bash	2,000.00	0.00	1,567.77	432.23	0.00	432.23	21.61
	R87 Sub Totals:	2,000.00	0.00	1,567.77	432.23	0.00	432.23	21.61
	Revenue Sub Totals:	2,000.00	0.00	1,567.77	432.23	0.00	432.23	21.61
E20	OPERATING COSTS							
124-120-6430-126	Halloween Bash Expenses	2,000.00	0.00	2,547.80	-547.80	0.00	-547.80	0.00
	E20 Sub Totals:	2,000.00	0.00	2,547.80	-547.80	0.00	-547.80	0.00
	Expense Sub Totals:	2,000.00	0.00	2,547.80	-547.80	0.00	-547.80	0.00
	Dept 120 Sub Totals:	0.00	0.00	980.03	-980.03	0.00		
Dept 124-124								
R06	REVENUE FROM USE OF ASSET							
124-124-4700-124	Interest Earned-Shop w/a Cop	100.00	0.00	54.02	45.98	0.00	45.98	45.98
	R06 Sub Totals:	100.00	0.00	54.02	45.98	0.00	45.98	45.98
R87	DONATIONS							

Account Number	Description	Budget Amount	Period Amount	YTD Amount	YTD Var	Encumbered Amount	Available	% Available
124-124-4830-124	Shop With A Cop	15,500.00	0.00	17,092.27	-1,592.27	0.00	-1,592.27	0.00
	R87 Sub Totals:	15,500.00	0.00	17,092.27	-1,592.27	0.00	-1,592.27	0.00
	Revenue Sub Totals:	15,600.00	0.00	17,146.29	-1,546.29	0.00	-1,546.29	0.00
E20	OPERATING COSTS							
124-124-6440-124	Shop With A Cop Expenses	15,500.00	0.00	19,521.44	-4,021.44	0.00	-4,021.44	0.00
	E20 Sub Totals:	15,500.00	0.00	19,521.44	-4,021.44	0.00	-4,021.44	0.00
	Expense Sub Totals:	15,500.00	0.00	19,521.44	-4,021.44	0.00	-4,021.44	0.00
	Dept 124 Sub Totals:	-100.00	0.00	2,375.15	-2,475.15	0.00		
	Fund Revenue Sub Totals:	17,600.00	0.00	18,714.06	-1,114.06	0.00	-1,114.06	0.00
	Fund Expense Sub Totals:	17,500.00	0.00	22,069.24	-4,569.24	0.00	-4,569.24	0.00
	Fund 124 Sub Totals:	-100.00	0.00	3,355.18	-3,455.18	0.00		
Fund 126	D.A.R.E Program							
Dept 126-000	TRANSFERS OUT							
E90	Trasnfer to Police	0.00	0.00	0.00	0.00	0.00	0.00	0.00
126-000-3205-120	E90 Sub Totals:	0.00	0.00	0.00	0.00	0.00	0.00	0.00
	Expense Sub Totals:	0.00	0.00	0.00	0.00	0.00	0.00	0.00
	Dept 000 Sub Totals:	0.00	0.00	0.00	0.00	0.00		
Dept 126-126	REVENUE FROM USE OF ASSET							
R06	D.A.R.E Interest Earned	0.00	0.00	0.00	0.00	0.00	0.00	0.00
126-126-4700-126	R06 Sub Totals:	0.00	0.00	0.00	0.00	0.00	0.00	0.00
R87	DONATIONS							
126-126-4990-126	D.A.R.E Program Donations	0.00	0.00	0.00	0.00	0.00	0.00	0.00
	R87 Sub Totals:	0.00	0.00	0.00	0.00	0.00	0.00	0.00
	Revenue Sub Totals:	0.00	0.00	0.00	0.00	0.00	0.00	0.00
E20	OPERATING COSTS							
126-126-6430-126	D.A.R.E Program Expenses	0.00	0.00	0.00	0.00	0.00	0.00	0.00

Account Number	Description	Budget Amount	Period Amount	YTD Amount	YTD Var	Encumbered Amount	Available	% Available
	E20 Sub Totals:	0.00	0.00	0.00	0.00	0.00	0.00	0.00
	Expense Sub Totals:	0.00	0.00	0.00	0.00	0.00	0.00	0.00
	Dept 126 Sub Totals:	0.00	0.00	0.00	0.00	0.00		
	Fund Revenue Sub Totals:	0.00	0.00	0.00	0.00	0.00	0.00	0.00
	Fund Expense Sub Totals:	0.00	0.00	0.00	0.00	0.00	0.00	0.00
	Fund 126 Sub Totals:	0.00	0.00	0.00	0.00	0.00		
Fund 130	Fire Sales Tax							
Dept 130-000	Non-Departmental							
R90	TRANSFERS IN							
130-000-3305-000	Transfer fm Public Safety Fund	1,136,075.00	94,672.92	473,364.60	662,710.40	0.00	662,710.40	58.33
130-000-3330-000	Transfer fm General	546,000.00	45,500.00	227,500.00	318,500.00	0.00	318,500.00	58.33
	R90 Sub Totals:	1,682,075.00	140,172.92	700,864.60	981,210.40	0.00	981,210.40	58.33
	Revenue Sub Totals:	1,682,075.00	140,172.92	700,864.60	981,210.40	0.00	981,210.40	58.33
E90	TRANSFERS OUT							
130-000-3200-000	Sales Tax to TIF	0.00	0.00	0.00	0.00	0.00	0.00	0.00
130-000-3285-000	Trns to Capital Improvement	420,559.00	32,480.00	155,143.71	265,415.29	0.00	265,415.29	63.11
	E90 Sub Totals:	420,559.00	32,480.00	155,143.71	265,415.29	0.00	265,415.29	63.11
	Expense Sub Totals:	420,559.00	32,480.00	155,143.71	265,415.29	0.00	265,415.29	63.11
	Dept 000 Sub Totals:	-1,261,516.00	-107,692.92	-545,720.89	-715,795.11	0.00		
Dept 130-130								
R01	TAXES							
130-130-4030-130	Fire Department Sales Tax	678,809.00	75,326.68	358,090.85	320,718.15	0.00	320,718.15	47.25
	R01 Sub Totals:	678,809.00	75,326.68	358,090.85	320,718.15	0.00	320,718.15	47.25
R02	LICENSES AND PERMITS							
130-130-4150-130	Fire Department Fees	0.00	0.00	0.00	0.00	0.00	0.00	0.00
	R02 Sub Totals:	0.00	0.00	0.00	0.00	0.00	0.00	0.00
R03	INTER-GOVERNMENTAL							
130-130-4200-130	Grant Revenues	156,500.00	0.00	0.00	156,500.00	0.00	156,500.00	100.00
130-130-4850-130	Contract: Fire District	130,000.00	0.00	0.00	130,000.00	0.00	130,000.00	100.00

Account Number	Description	Budget Amount	Period Amount	YTD Amount	YTD Var	Encumbered Amount	Available	% Available
	R03 Sub Totals:	286,500.00	0.00	0.00	286,500.00	0.00	286,500.00	100.00
R06	REVENUE FROM USE OF ASSET							
130-130-4700-130	Fire Dept Interest Earned	0.00	2,242.88	12,812.87	-12,812.87	0.00	-12,812.87	0.00
130-130-4760-130	Insurance Proceeds	0.00	0.00	1,741.38	-1,741.38	0.00	-1,741.38	0.00
130-130-4820-130	Fire Sale of Property	0.00	0.00	7,500.00	-7,500.00	0.00	-7,500.00	0.00
	R06 Sub Totals:	0.00	2,242.88	22,054.25	-22,054.25	0.00	-22,054.25	0.00
R07	OTHER INCOME							
130-130-4800-130	Fire Department Miscellaneous	0.00	0.00	0.00	0.00	0.00	0.00	0.00
	R07 Sub Totals:	0.00	0.00	0.00	0.00	0.00	0.00	0.00
R87	DONATIONS							
130-130-4990-130	Donations - Fire Dept.	0.00	0.00	0.00	0.00	0.00	0.00	0.00
	R87 Sub Totals:	0.00	0.00	0.00	0.00	0.00	0.00	0.00
	Revenue Sub Totals:	965,309.00	77,569.56	380,145.10	585,163.90	0.00	585,163.90	60.62
E10	PERSONNEL							
130-130-5010-130	Fire Dept Salaries	1,427,870.00	108,004.32	583,815.70	844,054.30	0.00	844,054.30	59.11
130-130-5020-130	Fire Dept Overtime	140,000.00	16,965.08	85,688.98	54,311.02	0.00	54,311.02	38.79
130-130-5030-130	Fire Dept Part Time	3,500.00	420.00	465.00	3,035.00	0.00	3,035.00	86.71
130-130-5070-130	Availability Allowance	3,240.00	210.83	1,061.68	2,178.32	0.00	2,178.32	67.23
130-130-5170-130	Fire Dept Social Security	133,254.00	9,184.79	49,199.70	84,054.30	0.00	84,054.30	63.08
130-130-5180-130	Fire Dept Retirement	249,292.00	19,183.17	102,242.38	147,049.62	0.00	147,049.62	58.99
130-130-5190-130	Fire Dept Health Insurance	248,985.00	20,009.60	99,382.34	149,602.66	0.00	149,602.66	60.09
130-130-5210-130	Fire Dept Workers Compensation	76,295.00	0.00	0.00	76,295.00	0.00	76,295.00	100.00
130-130-5230-130	Physicals	1,500.00	0.00	42.66	1,457.34	0.00	1,457.34	97.16
130-130-5360-130	Fire Dept Member/Train/Trvl	6,020.00	500.00	1,007.02	5,012.98	0.00	5,012.98	83.27
130-130-5361-130	Fire Academy Training	2,400.00	0.00	0.00	2,400.00	0.00	2,400.00	100.00
130-130-5380-130	Fire Dept Uniforms	4,000.00	0.00	0.00	4,000.00	0.00	4,000.00	100.00
	E10 Sub Totals:	2,296,356.00	174,477.79	922,905.46	1,373,450.54	0.00	1,373,450.54	59.81
E20	OPERATING COSTS							
130-130-5260-130	Fire Dept Prof. Services	59,717.00	2,833.88	31,082.46	28,634.54	0.00	28,634.54	47.95
130-130-5300-130	Fire Dept Insurance and Bonds	39,918.00	0.00	2,741.00	37,177.00	0.00	37,177.00	93.13
130-130-5320-130	Fire Dept Facility Maintenance	8,000.00	40.14	712.17	7,287.83	0.00	7,287.83	91.10
130-130-5330-130	Fire Dept Equipment Maint.	22,700.00	1,150.81	3,636.61	19,063.39	0.00	19,063.39	83.98
130-130-5530-130	Fire Dept Fuels/Lubricants	20,000.00	1,085.69	6,941.16	13,058.84	0.00	13,058.84	65.29
130-130-5540-130	Fire Dept Chemicals	1,130.00	0.00	0.00	1,130.00	0.00	1,130.00	100.00
130-130-5590-130	Fire Dept General Supplies	9,460.00	260.36	3,601.44	5,858.56	0.00	5,858.56	61.93
130-130-5700-130	Fire Dept Comp., Software	14,769.00	18.56	2,270.00	12,499.00	0.00	12,499.00	84.63
130-130-6300-130	Fire Dept Electricity	20,374.00	1,165.56	4,691.38	15,682.62	0.00	15,682.62	76.97

Account Number	Description	Budget Amount	Period Amount	YTD Amount	YTD Var	Encumbered Amount	Available	% Available
130-130-6310-130	Fire Dept Heating Fuels	8,400.00	1,988.44	4,330.72	4,069.28	0.00	4,069.28	48.44
130-130-6350-130	Fire Dept Phones	8,692.00	738.87	3,731.61	4,960.39	0.00	4,960.39	57.07
130-130-6390-130	Fire Dept. Minor Equipment	22,556.00	7,980.00	10,088.77	12,467.23	0.00	12,467.23	55.27
	E20 Sub Totals:	235,716.00	17,262.31	73,827.32	161,888.68	0.00	161,888.68	68.68
E30	CAPITAL OUTLAY							
130-130-6380-130	Lease Purchase Payments	0.00	0.00	0.00	0.00	0.00	0.00	0.00
	E30 Sub Totals:	0.00	0.00	0.00	0.00	0.00	0.00	0.00
	Expense Sub Totals:	2,532,072.00	191,740.10	996,732.78	1,535,339.22	0.00	1,535,339.22	60.64
	Dept 130 Sub Totals:	1,566,763.00	114,170.54	616,587.68	950,175.32	0.00		
	Fund Revenue Sub Totals:	2,647,384.00	217,742.48	1,081,009.70	1,566,374.30	0.00	1,566,374.30	59.17
	Fund Expense Sub Totals:	2,952,631.00	224,220.10	1,151,876.49	1,800,754.51	0.00	1,800,754.51	60.99
	Fund 130 Sub Totals:	305,247.00	6,477.62	70,866.79	234,380.21	0.00		
Fund 170	Drainage Sales Tax							
Dept 170-000	Non-Departmental							
R90	TRANSFERS IN							
170-000-3306-000	Transfer fm ARPA	0.00	0.00	0.00	0.00	0.00	0.00	0.00
	R90 Sub Totals:	0.00	0.00	0.00	0.00	0.00	0.00	0.00
	Revenue Sub Totals:	0.00	0.00	0.00	0.00	0.00	0.00	0.00
E90	TRANSFERS OUT							
170-000-3200-000	Sales Tax to TIF	0.00	0.00	0.00	0.00	0.00	0.00	0.00
170-000-3243-000	Transfer to Parks Capital Imp	0.00	0.00	0.00	0.00	0.00	0.00	0.00
170-000-3285-000	Trns to Capital Improvement	1,314,985.00	22,388.17	155,585.08	1,159,399.92	0.00	1,159,399.92	88.17
	E90 Sub Totals:	1,314,985.00	22,388.17	155,585.08	1,159,399.92	0.00	1,159,399.92	88.17
	Expense Sub Totals:	1,314,985.00	22,388.17	155,585.08	1,159,399.92	0.00	1,159,399.92	88.17
	Dept 000 Sub Totals:	1,314,985.00	22,388.17	155,585.08	1,159,399.92	0.00		
Dept 170-990	TAXES							
R01	Sales Tax Drainage	407,468.00	45,196.00	214,854.63	192,613.37	0.00	192,613.37	47.27
170-990-4030-990								
	R01 Sub Totals:	407,468.00	45,196.00	214,854.63	192,613.37	0.00	192,613.37	47.27

Account Number	Description	Budget Amount	Period Amount	YTD Amount	YTD Var	Encumbered Amount	Available	% Available
R03	INTER-GOVERNMENTAL							
170-990-4200-990	Grant Revenue	0.00	0.00	0.00	0.00	0.00	0.00	0.00
	R03 Sub Totals:	0.00	0.00	0.00	0.00	0.00	0.00	0.00
R06	REVENUE FROM USE OF ASSET							
170-990-4700-990	Interest Earned-Drainage Fund	18,500.00	7,192.01	37,453.28	-18,953.28	0.00	-18,953.28	0.00
170-990-4820-990	Sale of Drainage Property	0.00	0.00	0.00	0.00	0.00	0.00	0.00
	R06 Sub Totals:	18,500.00	7,192.01	37,453.28	-18,953.28	0.00	-18,953.28	0.00
R07	OTHER INCOME							
170-990-4800-990	Drainage Miscellaneous	0.00	0.00	0.00	0.00	0.00	0.00	0.00
	R07 Sub Totals:	0.00	0.00	0.00	0.00	0.00	0.00	0.00
	Revenue Sub Totals:	425,968.00	52,388.01	252,307.91	173,660.09	0.00	173,660.09	40.77
E10	PERSONNEL							
170-990-5010-990	Drainage Salaries	53,583.00	502.43	18,829.09	34,753.91	0.00	34,753.91	64.86
170-990-5020-990	Drainage Overtime	3,000.00	-433.70	987.85	2,012.15	0.00	2,012.15	67.07
170-990-5030-990	Drainage Part Time	12,000.00	0.00	0.00	12,000.00	0.00	12,000.00	100.00
170-990-5070-990	Availability Allowance	360.00	0.00	120.57	239.43	0.00	239.43	66.51
170-990-5170-990	Drainage Social Security	5,247.00	5.20	1,510.39	3,736.61	0.00	3,736.61	71.21
170-990-5180-990	Drainage Retirement	7,017.00	8.48	2,462.19	4,554.81	0.00	4,554.81	64.91
170-990-5190-990	Drainage Health Insurance	9,222.00	10.98	2,688.02	6,533.98	0.00	6,533.98	70.85
170-990-5210-990	Drainage Workers Compensation	3,004.00	0.00	0.00	3,004.00	0.00	3,004.00	100.00
170-990-5380-990	Drainage Uniforms	739.00	0.00	406.40	332.60	0.00	332.60	45.01
	E10 Sub Totals:	94,172.00	93.39	27,004.51	67,167.49	0.00	67,167.49	71.32
E20	OPERATING COSTS							
170-990-5260-990	Drainage Professional Services	10,270.00	86.72	4,124.63	6,145.37	0.00	6,145.37	59.84
170-990-5300-990	Drainage Insurance & Bonds	400.00	0.00	0.00	400.00	0.00	400.00	100.00
170-990-5330-990	Drainage Equipment Maintenance	15,750.00	0.00	340.97	15,409.03	2,590.50	12,818.53	81.39
170-990-5530-990	Drainage Fuels/Lubricants	8,000.00	94.78	1,242.13	6,757.87	0.00	6,757.87	84.47
170-990-5590-990	Drainage General Supplies	0.00	0.00	0.00	0.00	0.00	0.00	0.00
170-990-5640-990	Drainage Maintenance	21,000.00	0.00	0.00	21,000.00	0.00	21,000.00	100.00
170-990-5700-990	Drainage Computer/Software	99.00	0.00	0.00	99.00	0.00	99.00	100.00
170-990-6350-990	Drainage Phones	3,198.00	266.58	1,106.24	2,091.76	0.00	2,091.76	65.41
	E20 Sub Totals:	58,717.00	448.08	6,813.97	51,903.03	2,590.50	49,312.53	83.98
E30	CAPITAL OUTLAY							
170-990-6380-990	Lease Purchase Payments	0.00	0.00	0.00	0.00	0.00	0.00	0.00
	E30 Sub Totals:	0.00	0.00	0.00	0.00	0.00	0.00	0.00

Account Number	Description	Budget Amount	Period Amount	YTD Amount	YTD Var	Encumbered Amount	Available	% Available
	Expense Sub Totals:	152,889.00	541.47	33,818.48	119,070.52	2,590.50	116,480.02	76.19
	Dept 990 Sub Totals:	-273,079.00	-51,846.54	-218,489.43	-54,589.57	2,590.50		
	Fund Revenue Sub Totals:	425,968.00	52,388.01	252,307.91	173,660.09	0.00	173,660.09	40.77
	Fund Expense Sub Totals:	1,467,874.00	22,929.64	189,403.56	1,278,470.44	2,590.50	1,275,879.94	86.92
	Fund 170 Sub Totals:	1,041,906.00	-29,458.37	-62,904.35	1,104,810.35	2,590.50		
Fund 175	Senior Center Sales Tax							
Dept 175-000	Non-Departmental							
R90	TRANSFERS IN							
175-000-3303-000	Transfer from General	0.00	0.00	0.00	0.00	0.00	0.00	0.00
175-000-3364-000	Transfer to Mtce Reserve	0.00	0.00	0.00	0.00	0.00	0.00	0.00
	R90 Sub Totals:	0.00	0.00	0.00	0.00	0.00	0.00	0.00
	Revenue Sub Totals:	0.00	0.00	0.00	0.00	0.00	0.00	0.00
E90	TRANSFERS OUT							
175-000-3214-000	Transfer to 2014 Series COP	0.00	0.00	0.00	0.00	0.00	0.00	0.00
175-000-3221-000	Transfer to 2021 Series DS	56,660.00	0.00	0.00	56,660.00	0.00	56,660.00	100.00
175-000-3264-000	Transfer to Mtce Reserve	0.00	0.00	0.00	0.00	0.00	0.00	0.00
175-000-3285-000	Trns to Capital Improvement	101,500.00	0.00	36,352.95	65,147.05	0.00	65,147.05	64.18
	E90 Sub Totals:	158,160.00	0.00	36,352.95	121,807.05	0.00	121,807.05	77.02
	Expense Sub Totals:	158,160.00	0.00	36,352.95	121,807.05	0.00	121,807.05	77.02
	Dept 000 Sub Totals:	158,160.00	0.00	36,352.95	121,807.05	0.00		
Dept 175-175	TAXES							
R01	Sales Tax - 1/16-Cent	169,780.00	18,831.68	89,522.73	80,257.27	0.00	80,257.27	47.27
175-175-4030-175								
	R01 Sub Totals:	169,780.00	18,831.68	89,522.73	80,257.27	0.00	80,257.27	47.27
R06	REVENUE FROM USE OF ASSET							
175-175-4700-175	Interest Earned-Senior Center	6,970.00	1,174.17	5,831.25	1,138.75	0.00	1,138.75	16.34
175-175-4820-175	Sale of Property	0.00	0.00	0.00	0.00	0.00	0.00	0.00
	R06 Sub Totals:	6,970.00	1,174.17	5,831.25	1,138.75	0.00	1,138.75	16.34
R07	OTHER INCOME							
175-175-4800-175	Senior Center Miscellaneous	0.00	0.00	0.00	0.00	0.00	0.00	0.00

Account Number	Description	Budget Amount	Period Amount	YTD Amount	YTD Var	Encumbered Amount	Available	% Available
	R07 Sub Totals:	0.00	0.00	0.00	0.00	0.00	0.00	0.00
	Revenue Sub Totals:	176,750.00	20,005.85	95,353.98	81,396.02	0.00	81,396.02	46.05
E10	PERSONNEL							
175-175-5010-175	Senior Center Salaries	6,504.00	500.13	2,717.11	3,786.89	0.00	3,786.89	58.22
175-175-5020-175	Senior Center Overtime	500.00	3.14	26.70	473.30	0.00	473.30	94.66
175-175-5170-175	Senior Center Social Security	536.00	38.34	209.06	326.94	0.00	326.94	61.00
175-175-5180-175	Senior Center Retirement	869.00	62.13	338.86	530.14	0.00	530.14	61.01
175-175-5190-175	Senior Center Health Insurance	1,476.00	107.10	535.44	940.56	0.00	940.56	63.72
175-175-5210-175	Senior Center Workers Comp.	307.00	0.00	0.00	307.00	0.00	307.00	100.00
175-175-5360-175	Senior Center Memb/Train/Trvl	300.00	0.00	0.00	300.00	0.00	300.00	100.00
	E10 Sub Totals:	10,492.00	710.84	3,827.17	6,664.83	0.00	6,664.83	63.52
E20	OPERATING COSTS							
175-175-5260-175	Senior Center Prof. Services	6,550.00	945.00	1,882.26	4,667.74	0.00	4,667.74	71.26
175-175-5300-175	Senior Center Ins. & Bonds	5,861.00	0.00	0.00	5,861.00	0.00	5,861.00	100.00
175-175-5320-175	Senior Center Facility Maint.	12,000.00	0.00	1,127.16	10,872.84	2,783.00	8,089.84	67.42
175-175-5330-175	Senior Center Equipment Maint.	500.00	0.00	0.00	500.00	0.00	500.00	100.00
175-175-5590-175	Senior Center General Supplies	1,000.00	0.00	473.51	526.49	0.00	526.49	52.65
175-175-5610-175	Senior Center Activity/Event	3,000.00	55.69	797.36	2,202.64	0.00	2,202.64	73.42
175-175-5700-175	Senior Center Comp., Software	525.00	0.00	0.00	525.00	0.00	525.00	100.00
175-175-6300-175	Senior Center Electricity	32,969.00	3,299.28	9,967.60	23,001.40	0.00	23,001.40	69.77
175-175-6350-175	Senior Center Phones	3,248.00	268.03	1,114.32	2,133.68	0.00	2,133.68	65.69
	E20 Sub Totals:	65,653.00	4,568.00	15,362.21	50,290.79	2,783.00	47,507.79	72.36
	Expense Sub Totals:	76,145.00	5,278.84	19,189.38	56,955.62	2,783.00	54,172.62	71.14
	Dept 175 Sub Totals:	-100,605.00	-14,727.01	-76,164.60	-24,440.40	2,783.00		
	Fund Revenue Sub Totals:	176,750.00	20,005.85	95,353.98	81,396.02	0.00	81,396.02	46.05
	Fund Expense Sub Totals:	234,305.00	5,278.84	55,542.33	178,762.67	2,783.00	175,979.67	75.11
	Fund 175 Sub Totals:	57,555.00	-14,727.01	-39,811.65	97,366.65	2,783.00		
Fund 180	Parks Sales Tax							
Dept 180-000	Non-Departmental							
R90	TRANSFERS IN							
180-000-3343-000	Transfer from Other Funds	752,741.00	4,395.08	80,308.74	672,432.26	0.00	672,432.26	89.33
180-000-3390-000	Transfer from Parks Sales Tax	67,921.00	5,660.08	28,300.40	39,620.60	0.00	39,620.60	58.33
	R90 Sub Totals:	820,662.00	10,055.16	108,609.14	712,052.86	0.00	712,052.86	86.77

Account Number	Description	Budget Amount	Period Amount	YTD Amount	YTD Var	Encumbered Amount	Available	% Available
	Revenue Sub Totals:	820,662.00	10,055.16	108,609.14	712,052.86	0.00	712,052.86	86.77
E90	TRANSFERS OUT							
180-000-3200-000	Sales Tax to TIF	0.00	0.00	0.00	0.00	0.00	0.00	0.00
180-000-3241-000	Transfer to GC fm Parks -Mtce	0.00	0.00	0.00	0.00	0.00	0.00	0.00
180-000-3285-000	Trns to Capital Improvement	1,075,704.00	48,545.19	241,168.59	834,535.41	0.00	834,535.41	77.58
180-000-3290-000	Transfer to Parks Recreation	67,921.00	5,660.08	28,300.40	39,620.60	0.00	39,620.60	58.33
	E90 Sub Totals:	1,143,625.00	54,205.27	269,468.99	874,156.01	0.00	874,156.01	76.44
	Expense Sub Totals:	1,143,625.00	54,205.27	269,468.99	874,156.01	0.00	874,156.01	76.44
	Dept 000 Sub Totals:	322,963.00	44,150.11	160,859.85	162,103.15	0.00		
Dept 180-750								
R01	TAXES							
180-750-4030-750	Sales Tax Parks	611,202.00	67,793.99	322,281.96	288,920.04	0.00	288,920.04	47.27
	R01 Sub Totals:	611,202.00	67,793.99	322,281.96	288,920.04	0.00	288,920.04	47.27
R03	INTER-GOVERNMENTAL							
180-750-4200-750	Grant Revenue	0.00	0.00	0.00	0.00	0.00	0.00	0.00
	R03 Sub Totals:	0.00	0.00	0.00	0.00	0.00	0.00	0.00
R04	CHARGES FOR SERVICES							
180-750-4530-750	Fish Food Monies	4,000.00	143.95	1,783.09	2,216.91	0.00	2,216.91	55.42
	R04 Sub Totals:	4,000.00	143.95	1,783.09	2,216.91	0.00	2,216.91	55.42
R06	REVENUE FROM USE OF ASSET							
180-750-4500-750	Park Fees	2,800.00	190.00	755.00	2,045.00	0.00	2,045.00	73.04
180-750-4500-752	RV Pad Rental	3,000.00	150.00	1,203.00	1,797.00	0.00	1,797.00	59.90
180-750-4700-750	Interest Earned-Parks Fund	19,214.00	3,090.06	17,454.32	1,759.68	0.00	1,759.68	9.16
180-750-4760-750	Insurance Proceeds	0.00	0.00	8,232.00	-8,232.00	0.00	-8,232.00	0.00
180-750-4820-750	Sale and Use of Property	0.00	0.00	470.70	-470.70	0.00	-470.70	0.00
	R06 Sub Totals:	25,014.00	3,430.06	28,115.02	-3,101.02	0.00	-3,101.02	0.00
R07	OTHER INCOME							
180-750-4800-750	Parks Miscellaneous	0.00	4.15	105.40	-105.40	0.00	-105.40	0.00
	R07 Sub Totals:	0.00	4.15	105.40	-105.40	0.00	-105.40	0.00
R87	DONATIONS							
180-750-4990-750	Donations Parks	0.00	0.00	0.00	0.00	0.00	0.00	0.00
180-750-4990-753	Skate Park Donations	0.00	0.00	0.00	0.00	0.00	0.00	0.00

Account Number	Description	Budget Amount	Period Amount	YTD Amount	YTD Var	Encumbered Amount	Available	% Available
	R87 Sub Totals:	0.00	0.00	0.00	0.00	0.00	0.00	0.00
	Revenue Sub Totals:	640,216.00	71,372.15	352,285.47	287,930.53	0.00	287,930.53	44.97
E10	PERSONNEL							
180-750-5010-750	Parks Salaries	248,470.00	18,776.33	98,562.50	149,907.50	0.00	149,907.50	60.33
180-750-5020-750	Parks Overtime	6,000.00	205.82	2,172.65	3,827.35	0.00	3,827.35	63.79
180-750-5070-750	Availability Allowance	720.00	60.29	301.41	418.59	0.00	418.59	58.14
180-750-5170-750	Parks Social Security	19,467.00	1,352.46	7,183.40	12,283.60	0.00	12,283.60	63.10
180-750-5180-750	Parks Retirement	31,555.00	1,886.43	10,926.46	20,628.54	0.00	20,628.54	65.37
180-750-5190-750	Parks Health Insurance	55,330.00	4,807.36	23,413.20	31,916.80	0.00	31,916.80	57.68
180-750-5210-750	Parks Workers Compensation	11,146.00	0.00	0.00	11,146.00	0.00	11,146.00	100.00
180-750-5360-750	Parks Member/Training/Travel	1,040.00	0.00	0.00	1,040.00	0.00	1,040.00	100.00
180-750-5380-750	Parks Uniforms	3,500.00	0.00	1,823.15	1,676.85	0.00	1,676.85	47.91
	E10 Sub Totals:	377,228.00	27,088.69	144,382.77	232,845.23	0.00	232,845.23	61.73
E20	OPERATING COSTS							
180-750-5260-750	Parks Professional Services	2,880.00	244.22	2,336.05	543.95	0.00	543.95	18.89
180-750-5300-750	Parks Insurance and Bonds	26,372.00	0.00	0.00	26,372.00	0.00	26,372.00	100.00
180-750-5320-750	Parks Facility Maintenance	30,000.00	0.00	4,039.42	25,960.58	0.00	25,960.58	86.54
180-750-5320-753	Skatepark Facility Maintenance	1,000.00	0.00	949.75	50.25	0.00	50.25	5.03
180-750-5330-750	Parks Equipment Maintenance	20,000.00	1,936.18	3,696.04	16,303.96	963.20	15,340.76	76.70
180-750-5331-750	Helicopter Maintenance	5,000.00	0.00	0.00	5,000.00	0.00	5,000.00	100.00
180-750-5530-750	Parks Fuels/Lubricants	15,000.00	792.03	3,512.20	11,487.80	0.00	11,487.80	76.59
180-750-5590-750	Parks General Supplies	10,000.00	467.30	2,824.74	7,175.26	0.00	7,175.26	71.75
180-750-5590-752	RV Park Expenses	1,000.00	0.00	0.00	1,000.00	0.00	1,000.00	100.00
180-750-5610-750	Christmas Lighting	5,000.00	0.00	4,777.95	222.05	0.00	222.05	4.44
180-750-5630-750	Wading Pool Expenses	2,000.00	0.00	0.00	2,000.00	0.00	2,000.00	100.00
180-750-5700-750	Parks Computer/Software	4,140.00	0.00	0.00	4,140.00	0.00	4,140.00	100.00
180-750-6300-750	Parks Electricity	21,430.00	2,579.05	6,858.93	14,571.07	0.00	14,571.07	67.99
180-750-6310-750	Parks Heating Fuels	2,900.00	1,009.64	855.29	2,044.71	0.00	2,044.71	70.51
180-750-6350-750	Parks Phones	2,894.00	240.38	975.57	1,918.43	0.00	1,918.43	66.29
180-750-6390-750	Parks Minor Equipment	5,000.00	0.00	770.53	4,229.47	0.00	4,229.47	84.59
180-750-6410-750	Flowers & Plants	5,000.00	0.00	0.00	5,000.00	0.00	5,000.00	100.00
	E20 Sub Totals:	159,616.00	7,268.80	31,596.47	128,019.53	963.20	127,056.33	79.60
	Expense Sub Totals:	536,844.00	34,357.49	175,979.24	360,864.76	963.20	359,901.56	67.04
	Dept 750 Sub Totals:	-103,372.00	-37,014.66	-176,306.23	72,934.23	963.20		
Dept 180-940	OPERATING COSTS							
E20	Pool Professional Services	48,101.00	0.00	50.00	48,051.00	0.00	48,051.00	99.90
180-940-5300-940	Parks - Swim Insurance & Bonds	16,260.00	0.00	0.00	16,260.00	0.00	16,260.00	100.00

Account Number	Description	Budget Amount	Period Amount	YTD Amount	YTD Var	Encumbered Amount	Available	% Available
180-940-5320-940	Parks - Swim Facility Maint.	6,000.00	0.00	0.00	6,000.00	0.00	6,000.00	100.00
180-940-5330-940	Swim Equipment Maintenance	0.00	0.00	0.00	0.00	0.00	0.00	0.00
180-940-5590-940	Parks - Swim General Supplies	3,000.00	0.00	0.00	3,000.00	0.00	3,000.00	100.00
180-940-6300-940	Parks - Pool Electricity	2,474.00	-88.30	72.89	2,401.11	0.00	2,401.11	97.05
	E20 Sub Totals:	75,835.00	-88.30	122.89	75,712.11	0.00	75,712.11	99.84
	Expense Sub Totals:	75,835.00	-88.30	122.89	75,712.11	0.00	75,712.11	99.84
	Dept 940 Sub Totals:	75,835.00	-88.30	122.89	75,712.11	0.00		
	Fund Revenue Sub Totals:	1,460,878.00	81,427.31	460,894.61	999,983.39	0.00	999,983.39	68.45
	Fund Expense Sub Totals:	1,756,304.00	88,474.46	445,571.12	1,310,732.88	963.20	1,309,769.68	74.58
	Fund 180 Sub Totals:	295,426.00	7,047.15	-15,323.49	310,749.49	963.20		
Fund 195	Auditorium Sales Tax							
Dept 195-000	Non-Departmental							
E90	TRANSFERS OUT							
195-000-3214-000	Transfer to 2014 COP	0.00	0.00	0.00	0.00	0.00	0.00	0.00
195-000-3221-000	Transfer to 2021 Series DS	225,637.00	0.00	0.00	225,637.00	0.00	225,637.00	100.00
195-000-3285-000	Trns to Capital Improvement	659,000.00	0.00	15,480.00	643,520.00	0.00	643,520.00	97.65
	E90 Sub Totals:	884,637.00	0.00	15,480.00	869,157.00	0.00	869,157.00	98.25
	Expense Sub Totals:	884,637.00	0.00	15,480.00	869,157.00	0.00	869,157.00	98.25
	Dept 000 Sub Totals:	884,637.00	0.00	15,480.00	869,157.00	0.00		
Dept 195-114								
R06	REVENUE FROM USE OF ASSET							
195-114-4500-114	Lampo Rental Fees	13,000.00	1,500.00	7,375.00	5,625.00	0.00	5,625.00	43.27
	R06 Sub Totals:	13,000.00	1,500.00	7,375.00	5,625.00	0.00	5,625.00	43.27
	Revenue Sub Totals:	13,000.00	1,500.00	7,375.00	5,625.00	0.00	5,625.00	43.27
E20	OPERATING COSTS							
195-114-5260-114	Lampo Professional Services	2,200.00	0.00	559.26	1,640.74	0.00	1,640.74	74.58
195-114-5300-114	Lampo Insurance and Bonds	2,700.00	0.00	0.00	2,700.00	0.00	2,700.00	100.00
195-114-5320-114	Lampo Facility Maintenance	7,500.00	0.00	1,689.98	5,810.02	0.00	5,810.02	77.47
195-114-5330-114	Lampo Equipment Mtce	1,050.00	0.00	0.00	1,050.00	0.00	1,050.00	100.00
195-114-5590-114	Lampo General Supplies	1,050.00	79.41	350.45	699.55	0.00	699.55	66.62
195-114-6300-114	Lampo Electricity	3,675.00	521.62	1,398.22	2,276.78	0.00	2,276.78	61.95
195-114-6310-114	Lampo Heating Fuels	4,593.00	188.34	644.46	3,948.54	0.00	3,948.54	85.97

Account Number	Description	Budget Amount	Period Amount	YTD Amount	YTD Var	Encumbered Amount	Available	% Available
195-114-6350-114	Lampo Phones	0.00	85.00	431.67	-431.67	0.00	-431.67	0.00
	E20 Sub Totals:	22,768.00	874.37	5,074.04	17,693.96	0.00	17,693.96	77.71
	Expense Sub Totals:	22,768.00	874.37	5,074.04	17,693.96	0.00	17,693.96	77.71
	Dept 114 Sub Totals:	9,768.00	-625.63	-2,300.96	12,068.96	0.00		
Dept 195-195 R01	TAXES							
195-195-4030-195	Auditorium Sales Tax	509,334.00	56,495.04	268,568.20	240,765.80	0.00	240,765.80	47.27
	R01 Sub Totals:	509,334.00	56,495.04	268,568.20	240,765.80	0.00	240,765.80	47.27
R06	REVENUE FROM USE OF ASSET							
195-195-4500-195	Auditorium Rental Fees	18,500.00	400.00	6,120.00	12,380.00	0.00	12,380.00	66.92
195-195-4520-195	Auditorium Sound Fees	3,000.00	122.50	1,897.50	1,102.50	0.00	1,102.50	36.75
195-195-4700-195	Interest Earned-Auditorium Fd	33,388.00	4,446.81	21,682.55	11,705.45	0.00	11,705.45	35.06
195-195-4820-195	Auditorium Sale of Property	0.00	0.00	1,513.80	-1,513.80	0.00	-1,513.80	0.00
	R06 Sub Totals:	54,888.00	4,969.31	31,213.85	23,674.15	0.00	23,674.15	43.13
	Revenue Sub Totals:	564,222.00	61,464.35	299,782.05	264,439.95	0.00	264,439.95	46.87
E10	PERSONNEL							
195-195-5010-195	Auditorium Salaries	48,276.00	3,881.70	19,668.89	28,607.11	0.00	28,607.11	59.26
195-195-5020-195	Auditorium Overtime	6,000.00	12.76	1,183.43	4,816.57	0.00	4,816.57	80.28
195-195-5030-195	Auditorium Part Time	2,000.00	0.00	0.00	2,000.00	0.00	2,000.00	100.00
195-195-5170-195	Auditorium Social Security	4,306.00	291.34	1,571.58	2,734.42	0.00	2,734.42	63.50
195-195-5180-195	Auditorium Retirement	6,731.00	480.49	2,524.71	4,206.29	0.00	4,206.29	62.49
195-195-5190-195	Auditorium Health Insurance	10,606.00	783.63	3,794.53	6,811.47	0.00	6,811.47	64.22
195-195-5210-195	Auditorium Workers Comp.	2,465.00	0.00	0.00	2,465.00	0.00	2,465.00	100.00
	E10 Sub Totals:	80,384.00	5,449.92	28,743.14	51,640.86	0.00	51,640.86	64.24
E20	OPERATING COSTS							
195-195-5260-195	Auditorium Prof. Services	12,100.00	0.00	1,298.01	10,801.99	0.00	10,801.99	89.27
195-195-5300-195	Auditorium Insurance & Bonds	22,626.00	0.00	0.00	22,626.00	0.00	22,626.00	100.00
195-195-5320-195	Auditorium Facility Maint.	24,520.00	212.50	19,687.16	4,832.84	0.00	4,832.84	19.71
195-195-5330-195	Auditorium Equipment Maint.	5,000.00	0.00	12.73	4,987.27	0.00	4,987.27	99.75
195-195-5590-195	Auditorium General Supplies	2,625.00	194.53	691.31	1,933.69	0.00	1,933.69	73.66
195-195-6300-195	Auditorium Electricity	43,430.00	2,055.34	8,839.05	34,590.95	0.00	34,590.95	79.65
195-195-6310-195	Auditorium Heating Fuels	13,000.00	2,612.14	6,419.91	6,580.09	0.00	6,580.09	50.62
195-195-6350-195	Auditorium Phones	2,718.00	226.55	906.20	1,811.80	0.00	1,811.80	66.66
	E20 Sub Totals:	126,019.00	5,301.06	37,854.37	88,164.63	0.00	88,164.63	69.96

Account Number	Description	Budget Amount	Period Amount	YTD Amount	YTD Var	Encumbered Amount	Available	% Available
	Expense Sub Totals:	206,403.00	10,750.98	66,597.51	139,805.49	0.00	139,805.49	67.73
	Dept 195 Sub Totals:	-357,819.00	-50,713.37	-233,184.54	-124,634.46	0.00		
	Fund Revenue Sub Totals:	577,222.00	62,964.35	307,157.05	270,064.95	0.00	270,064.95	46.79
	Fund Expense Sub Totals:	1,113,808.00	11,625.35	87,151.55	1,026,656.45	0.00	1,026,656.45	92.18
	Fund 195 Sub Totals:	536,586.00	-51,339.00	-220,005.50	756,591.50	0.00		
Fund 212	2012 A&B							
Dept 212-000	Non-Departmental							
R90	TRANSFERS IN							
212-000-3314-000	Transfer To Other Account	0.00	0.00	0.00	0.00	0.00	0.00	0.00
212-000-3320-000	Transfer fm Other Funds	0.00	0.00	0.00	0.00	0.00	0.00	0.00
	R90 Sub Totals:	0.00	0.00	0.00	0.00	0.00	0.00	0.00
	Revenue Sub Totals:	0.00	0.00	0.00	0.00	0.00	0.00	0.00
	Dept 000 Sub Totals:	0.00	0.00	0.00	0.00	0.00		
Dept 212-212	2012 A&B COPs							
R06	REVENUE FROM USE OF ASSET							
212-212-4700-212	Interest Income-2012 COPs	0.00	0.00	0.00	0.00	0.00	0.00	0.00
	R06 Sub Totals:	0.00	0.00	0.00	0.00	0.00	0.00	0.00
	Revenue Sub Totals:	0.00	0.00	0.00	0.00	0.00	0.00	0.00
E50	DEBT SERVICE - INTEREST & FI							
212-212-5920-212	2012 A & B Interest	0.00	0.00	0.00	0.00	0.00	0.00	0.00
212-212-5930-212	2012 Paying Agent Fees	0.00	0.00	0.00	0.00	0.00	0.00	0.00
	E50 Sub Totals:	0.00	0.00	0.00	0.00	0.00	0.00	0.00
E55	DEBT SERVICE - PRINCIPLE							
212-212-5910-212	2012 B Principal	0.00	0.00	0.00	0.00	0.00	0.00	0.00
	E55 Sub Totals:	0.00	0.00	0.00	0.00	0.00	0.00	0.00
	Expense Sub Totals:	0.00	0.00	0.00	0.00	0.00	0.00	0.00
	Dept 212 Sub Totals:	0.00	0.00	0.00	0.00	0.00		

Account Number	Description	Budget Amount	Period Amount	YTD Amount	YTD Var	Encumbered Amount	Available	% Available
	Fund Revenue Sub Totals:	0.00	0.00	0.00	0.00	0.00	0.00	0.00
	Fund Expense Sub Totals:	0.00	0.00	0.00	0.00	0.00	0.00	0.00
	Fund 212 Sub Totals:	0.00	0.00	0.00	0.00	0.00		
Fund 213	2013 Series Spc Obl Bond							
Dept 213-000	Non-Departmental							
R90	TRANSFERS IN							
213-000-3373-000	Transfer from Street Bridge	0.00	0.00	0.00	0.00	0.00	0.00	0.00
	R90 Sub Totals:	0.00	0.00	0.00	0.00	0.00	0.00	0.00
	Revenue Sub Totals:	0.00	0.00	0.00	0.00	0.00	0.00	0.00
	Dept 000 Sub Totals:	0.00	0.00	0.00	0.00	0.00		
Dept 213-200	TRANSFERS IN							
R90	Transfer To Other Account	0.00	0.00	0.00	0.00	0.00	0.00	0.00
213-200-0331-400								
	R90 Sub Totals:	0.00	0.00	0.00	0.00	0.00	0.00	0.00
	Revenue Sub Totals:	0.00	0.00	0.00	0.00	0.00	0.00	0.00
	Dept 200 Sub Totals:	0.00	0.00	0.00	0.00	0.00		
Dept 213-213	REVENUE FROM USE OF ASSET							
R06	Interest Earned	0.00	0.00	0.00	0.00	0.00	0.00	0.00
213-213-4700-213								
	R06 Sub Totals:	0.00	0.00	0.00	0.00	0.00	0.00	0.00
	Revenue Sub Totals:	0.00	0.00	0.00	0.00	0.00	0.00	0.00
E50	DEBT SERVICE - INTEREST & FI							
213-213-5920-213	2013 Series Interest Payment	0.00	0.00	0.00	0.00	0.00	0.00	0.00
213-213-5940-213	2013 Series Admin Fees	0.00	0.00	0.00	0.00	0.00	0.00	0.00
	E50 Sub Totals:	0.00	0.00	0.00	0.00	0.00	0.00	0.00
E55	DEBT SERVICE - PRINCIPLE							
213-213-5910-213	2013 SpObl Principal Pymt	0.00	0.00	0.00	0.00	0.00	0.00	0.00
	E55 Sub Totals:	0.00	0.00	0.00	0.00	0.00	0.00	0.00

Account Number	Description	Budget Amount	Period Amount	YTD Amount	YTD Var	Encumbered Amount	Available	% Available
	Expense Sub Totals:	0.00	0.00	0.00	0.00	0.00	0.00	0.00
	Dept 213 Sub Totals:	0.00	0.00	0.00	0.00	0.00		
	Fund Revenue Sub Totals:	0.00	0.00	0.00	0.00	0.00	0.00	0.00
	Fund Expense Sub Totals:	0.00	0.00	0.00	0.00	0.00	0.00	0.00
	Fund 213 Sub Totals:	0.00	0.00	0.00	0.00	0.00		
Fund 214	2014 A&B Series							
Dept 214-000	Non-Departmental							
R90	TRANSFERS IN							
214-000-3314-000	Transfer from Other Funds	0.00	0.00	0.00	0.00	0.00	0.00	0.00
214-000-3320-000	Transfer to	0.00	0.00	0.00	0.00	0.00	0.00	0.00
	R90 Sub Totals:	0.00	0.00	0.00	0.00	0.00	0.00	0.00
	Revenue Sub Totals:	0.00	0.00	0.00	0.00	0.00	0.00	0.00
	Dept 000 Sub Totals:	0.00	0.00	0.00	0.00	0.00		
Dept 214-214	REVENUE FROM USE OF ASSET							
R06	Interest Income	0.00	0.00	0.00	0.00	0.00	0.00	0.00
214-214-4700-214								
	R06 Sub Totals:	0.00	0.00	0.00	0.00	0.00	0.00	0.00
	Revenue Sub Totals:	0.00	0.00	0.00	0.00	0.00	0.00	0.00
E50	DEBT SERVICE - INTEREST & FI							
214-214-5920-214	2014 Series Interest Payment	0.00	0.00	0.00	0.00	0.00	0.00	0.00
214-214-5940-214	2014 Series Admin Fees	0.00	0.00	0.00	0.00	0.00	0.00	0.00
	E50 Sub Totals:	0.00	0.00	0.00	0.00	0.00	0.00	0.00
E55	DEBT SERVICE - PRINCIPLE							
214-214-5910-214	2014 Series Principal Payment	0.00	0.00	0.00	0.00	0.00	0.00	0.00
	E55 Sub Totals:	0.00	0.00	0.00	0.00	0.00	0.00	0.00
	Expense Sub Totals:	0.00	0.00	0.00	0.00	0.00	0.00	0.00
	Dept 214 Sub Totals:	0.00	0.00	0.00	0.00	0.00		

Account Number	Description	Budget Amount	Period Amount	YTD Amount	YTD Var	Encumbered Amount	Available	% Available
	Fund Revenue Sub Totals:	0.00	0.00	0.00	0.00	0.00	0.00	0.00
	Fund Expense Sub Totals:	0.00	0.00	0.00	0.00	0.00	0.00	0.00
	Fund 214 Sub Totals:	0.00	0.00	0.00	0.00	0.00		
Fund 216	2016 Series COPs							
Dept 216-000	TRANSFERS IN							
R90	Transfer in from Other Funds	1,490,988.00	0.00	1,166,981.43	324,006.57	0.00	324,006.57	21.73
216-000-3376-000								
	R90 Sub Totals:	1,490,988.00	0.00	1,166,981.43	324,006.57	0.00	324,006.57	21.73
	Revenue Sub Totals:	1,490,988.00	0.00	1,166,981.43	324,006.57	0.00	324,006.57	21.73
	Dept 000 Sub Totals:	-1,490,988.00	0.00	-1,166,981.43	-324,006.57	0.00		
Dept 216-216	REVENUE FROM USE OF ASSET							
R06	Interest Income	0.00	0.00	0.00	0.00	0.00	0.00	0.00
216-216-4700-216								
	R06 Sub Totals:	0.00	0.00	0.00	0.00	0.00	0.00	0.00
	Revenue Sub Totals:	0.00	0.00	0.00	0.00	0.00	0.00	0.00
E50	DEBT SERVICE - INTEREST & FI							
216-216-5920-216	Interest Expense 2016 Series	21,238.00	0.00	10,618.75	10,619.25	0.00	10,619.25	50.00
216-216-5940-216	2016 Series Admin Fees	4,750.00	0.00	730.79	4,019.21	0.00	4,019.21	84.61
	E50 Sub Totals:	25,988.00	0.00	11,349.54	14,638.46	0.00	14,638.46	56.33
E55	DEBT SERVICE - PRINCIPLE							
216-216-5910-216	Principal Paid 2016 COP	1,465,000.00	0.00	1,155,631.89	309,368.11	0.00	309,368.11	21.12
	E55 Sub Totals:	1,465,000.00	0.00	1,155,631.89	309,368.11	0.00	309,368.11	21.12
	Expense Sub Totals:	1,490,988.00	0.00	1,166,981.43	324,006.57	0.00	324,006.57	21.73
	Dept 216 Sub Totals:	1,490,988.00	0.00	1,166,981.43	324,006.57	0.00		
	Fund Revenue Sub Totals:	1,490,988.00	0.00	1,166,981.43	324,006.57	0.00	324,006.57	21.73
	Fund Expense Sub Totals:	1,490,988.00	0.00	1,166,981.43	324,006.57	0.00	324,006.57	21.73
	Fund 216 Sub Totals:	0.00	0.00	0.00	0.00	0.00		

Account Number	Description	Budget Amount	Period Amount	YTD Amount	YTD Var	Encumbered Amount	Available	% Available
Fund 221	2021 Special Obligation Bonds							
Dept 221-000	Non-Departmental							
R90	TRANSFERS IN							
221-000-3320-000	Transfer to 2021 Series DS	522,402.00	0.00	0.00	522,402.00	0.00	522,402.00	100.00
221-000-3321-000	Transfer in 2021 Series DS	0.00	0.00	0.00	0.00	0.00	0.00	0.00
	R90 Sub Totals:	522,402.00	0.00	0.00	522,402.00	0.00	522,402.00	100.00
	Revenue Sub Totals:	522,402.00	0.00	0.00	522,402.00	0.00	522,402.00	100.00
	Dept 000 Sub Totals:	-522,402.00	0.00	0.00	-522,402.00	0.00		
Dept 221-221	2021 Special Obligation Bonds							
R06	REVENUE FROM USE OF ASSET							
221-221-4700-221	Interest Earned 2021 Series	0.00	0.00	5.63	-5.63	0.00	-5.63	0.00
	R06 Sub Totals:	0.00	0.00	5.63	-5.63	0.00	-5.63	0.00
R10	NON-OPERATING REVENUES							
221-221-4750-221	Bond Proceeds	0.00	0.00	0.00	0.00	0.00	0.00	0.00
	R10 Sub Totals:	0.00	0.00	0.00	0.00	0.00	0.00	0.00
	Revenue Sub Totals:	0.00	0.00	5.63	-5.63	0.00	-5.63	0.00
E50	DEBT SERVICE - INTEREST & FI							
221-221-5920-221	2021 Series Interest	14,902.00	0.00	0.00	14,902.00	0.00	14,902.00	100.00
221-221-5940-221	2021 Series Admin Fees	2,500.00	636.00	636.00	1,864.00	0.00	1,864.00	74.56
221-221-5950-221	2021 Series Cost of Issuance	0.00	0.00	0.00	0.00	0.00	0.00	0.00
	E50 Sub Totals:	17,402.00	636.00	636.00	16,766.00	0.00	16,766.00	96.35
E55	DEBT SERVICE - PRINCIPLE							
221-221-5910-221	2021 Series Principal	505,000.00	0.00	0.00	505,000.00	0.00	505,000.00	100.00
	E55 Sub Totals:	505,000.00	0.00	0.00	505,000.00	0.00	505,000.00	100.00
	Expense Sub Totals:	522,402.00	636.00	636.00	521,766.00	0.00	521,766.00	99.88
	Dept 221 Sub Totals:	522,402.00	636.00	630.37	521,771.63	0.00		
	Fund Revenue Sub Totals:	522,402.00	0.00	5.63	522,396.37	0.00	522,396.37	100.00
	Fund Expense Sub Totals:	522,402.00	636.00	636.00	521,766.00	0.00	521,766.00	99.88
	Fund 221 Sub Totals:	0.00	636.00	630.37	-630.37	0.00		

Account Number	Description	Budget Amount	Period Amount	YTD Amount	YTD Var	Encumbered Amount	Available	% Available
Fund 290	Employee Insurance							
Dept 290-000	Non-Departmental							
R90	TRANSFERS IN							
290-000-3390-000	Transfer In	0.00	0.00	0.00	0.00	0.00	0.00	0.00
	R90 Sub Totals:	0.00	0.00	0.00	0.00	0.00	0.00	0.00
	Revenue Sub Totals:	0.00	0.00	0.00	0.00	0.00	0.00	0.00
	Dept 000 Sub Totals:	0.00	0.00	0.00	0.00	0.00		
Dept 290-290	REVENUE FROM USE OF ASSET							
R06	Interest Earned-Employee Ins.	100.00	0.00	0.00	100.00	0.00	100.00	100.00
290-290-4700-290	R06 Sub Totals:	100.00	0.00	0.00	100.00	0.00	100.00	100.00
R10	NON-OPERATING REVENUES							
290-290-4951-290	City Portion for Ins Shortage	0.00	0.00	0.00	0.00	0.00	0.00	0.00
290-290-4960-290	Employee Portion-Insurance	0.00	20,698.00	103,711.69	-103,711.69	0.00	-103,711.69	0.00
	R10 Sub Totals:	0.00	20,698.00	103,711.69	-103,711.69	0.00	-103,711.69	0.00
R90	TRANSFERS IN							
290-290-4950-290	City's Portion - Insur.	995,938.00	75,298.22	371,009.27	624,928.73	0.00	624,928.73	62.75
	R90 Sub Totals:	995,938.00	75,298.22	371,009.27	624,928.73	0.00	624,928.73	62.75
	Revenue Sub Totals:	996,038.00	95,996.22	474,720.96	521,317.04	0.00	521,317.04	52.34
E25	NON-OPERATING EXPENSE							
290-290-6140-290	Health Insurance Fees Employee	826,330.00	81,169.95	298,778.66	527,551.34	0.00	527,551.34	63.84
290-290-6150-290	Health Insurance Fees Dependnt	103,292.00	10,577.95	40,736.26	62,555.74	0.00	62,555.74	60.56
	E25 Sub Totals:	929,622.00	91,747.90	339,514.92	590,107.08	0.00	590,107.08	63.48
	Expense Sub Totals:	929,622.00	91,747.90	339,514.92	590,107.08	0.00	590,107.08	63.48
	Dept 290 Sub Totals:	-66,416.00	-4,248.32	-135,206.04	68,790.04	0.00		
Dept 290-291	NON-OPERATING EXPENSE							
E25	Dental Insurance -Employee	34,293.00	2,672.46	15,081.45	19,211.55	0.00	19,211.55	56.02
290-291-6120-290	Dental Insurance Dependent	13,000.00	1,799.23	6,158.66	6,841.34	0.00	6,841.34	52.63
290-291-6130-291	Life Insurance Employee	5,832.00	544.19	2,043.37	3,788.63	0.00	3,788.63	64.96
290-291-6130-292	Life Insurance Dependent	0.00	3,377.85	13,333.44	-13,333.44	0.00	-13,333.44	0.00
290-291-6135-290	Vision Insurance	8,049.00	849.88	3,384.92	4,664.08	0.00	4,664.08	57.95

Account Number	Description	Budget Amount	Period Amount	YTD Amount	YTD Var	Encumbered Amount	Available	% Available
	E25 Sub Totals:	61,174.00	9,243.61	40,001.84	21,172.16	0.00	21,172.16	34.61
	Expense Sub Totals:	61,174.00	9,243.61	40,001.84	21,172.16	0.00	21,172.16	34.61
	Dept 291 Sub Totals:	61,174.00	9,243.61	40,001.84	21,172.16	0.00		
	Fund Revenue Sub Totals:	996,038.00	95,996.22	474,720.96	521,317.04	0.00	521,317.04	52.34
	Fund Expense Sub Totals:	990,796.00	100,991.51	379,516.76	611,279.24	0.00	611,279.24	61.70
	Fund 290 Sub Totals:	-5,242.00	4,995.29	-95,204.20	89,962.20	0.00		
Fund 300	Capital Improvement Sales Tax							
Dept 300-000	Non-Departmental							
R90	TRANSFERS IN							
300-000-3303-000	Transfer from General	0.00	0.00	0.00	0.00	0.00	0.00	0.00
300-000-3385-000	Transfer From Other Funds	0.00	0.00	0.00	0.00	0.00	0.00	0.00
300-000-3385-111	Transfer fm City Clerk	3,985.00	0.00	3,985.00	0.00	0.00	0.00	0.00
300-000-3385-112	Transfer fm General Admin	369,000.00	36,660.07	36,660.07	332,339.93	0.00	332,339.93	90.07
300-000-3385-115	Transfer from Development	0.00	0.00	0.00	0.00	0.00	0.00	0.00
300-000-3385-118	Transfer fm Recycle Center	48,000.00	166,300.83	312,497.99	-264,497.99	0.00	-264,497.99	0.00
300-000-3385-120	Transfer fm Police Dept	265,600.00	14,744.39	299,499.87	-33,899.87	0.00	-33,899.87	0.00
300-000-3385-130	Transfer fm Fire Department	420,559.00	32,480.00	155,143.71	265,415.29	0.00	265,415.29	63.11
300-000-3385-160	Transfer fm Airport	303,700.00	4,130.57	488,004.92	-184,304.92	0.00	-184,304.92	0.00
300-000-3385-170	Transfer fm Drainage	1,314,985.00	22,388.17	155,585.08	1,159,399.92	0.00	1,159,399.92	88.17
300-000-3385-175	Transfer fm Senior Center	101,500.00	0.00	36,352.95	65,147.05	0.00	65,147.05	64.18
300-000-3385-180	Transfer fm Parks & Rec	1,075,704.00	56,480.19	249,103.59	826,600.41	0.00	826,600.41	76.84
300-000-3385-195	Transfer fm Auditorium	659,000.00	0.00	15,480.00	643,520.00	0.00	643,520.00	97.65
300-000-3385-204	Transfer fm Cemetery	25,000.00	0.00	0.00	25,000.00	0.00	25,000.00	100.00
300-000-3385-450	Transfer fm Golf Course	827,000.00	0.00	0.00	827,000.00	0.00	827,000.00	100.00
300-000-3385-800	Transfer fm Streets Dept	830,500.00	0.00	223,044.50	607,455.50	0.00	607,455.50	73.14
	R90 Sub Totals:	6,244,533.00	333,184.22	1,975,357.68	4,269,175.32	0.00	4,269,175.32	68.37
	Revenue Sub Totals:	6,244,533.00	333,184.22	1,975,357.68	4,269,175.32	0.00	4,269,175.32	68.37
E90	TRANSFERS OUT							
300-000-3200-000	Sales Tax to TIF	0.00	0.00	0.00	0.00	0.00	0.00	0.00
300-000-3220-000	Transfer to 2012A&B Fund	0.00	0.00	0.00	0.00	0.00	0.00	0.00
300-000-3242-000	Transfer to Golf Cap Imp Debt	432,225.00	0.00	432,225.00	0.00	0.00	0.00	0.00
300-000-3243-000	Transfer to Parks Department	0.00	0.00	0.00	0.00	0.00	0.00	0.00
	E90 Sub Totals:	432,225.00	0.00	432,225.00	0.00	0.00	0.00	0.00

Account Number	Description	Budget Amount	Period Amount	YTD Amount	YTD Var	Encumbered Amount	Available	% Available
	Expense Sub Totals:	432,225.00	0.00	432,225.00	0.00	0.00	0.00	0.00
	Dept 000 Sub Totals:	-5,812,308.00	-333,184.22	-1,543,132.68	-4,269,175.32	0.00		
Dept 300-300 R01	Capital Improvement TAXES							
300-300-4030-300	Capital Improvement Sales Tax	336,204.00	37,663.19	179,045.43	157,158.57	0.00	157,158.57	46.75
	R01 Sub Totals:	336,204.00	37,663.19	179,045.43	157,158.57	0.00	157,158.57	46.75
R03	INTER-GOVERNMENTAL							
300-300-4285-300	Grant Revenue	4,835,216.00	57,715.87	1,419,297.50	3,415,918.50	0.00	3,415,918.50	70.65
	R03 Sub Totals:	4,835,216.00	57,715.87	1,419,297.50	3,415,918.50	0.00	3,415,918.50	70.65
R06	REVENUE FROM USE OF ASSET							
300-300-4700-300	Interest Earned-Econ Develop	13,969.00	1,493.13	6,740.18	7,228.82	0.00	7,228.82	51.75
	R06 Sub Totals:	13,969.00	1,493.13	6,740.18	7,228.82	0.00	7,228.82	51.75
R07	OTHER INCOME							
300-300-4800-300	Miscellaneous Revenue	0.00	0.00	0.00	0.00	0.00	0.00	0.00
	R07 Sub Totals:	0.00	0.00	0.00	0.00	0.00	0.00	0.00
	Revenue Sub Totals:	5,185,389.00	96,872.19	1,605,083.11	3,580,305.89	0.00	3,580,305.89	69.05
E30	CAPITAL OUTLAY							
300-300-5790-111	Capital Impr./Purchase Clerk	3,985.00	0.00	3,985.00	0.00	12,630.00	-12,630.00	0.00
300-300-5790-112	Capital Impr./Purchase GenAdm	369,000.00	36,660.07	36,660.07	332,339.93	61,067.43	271,272.50	73.52
300-300-5790-115	Capital Impr/Purch Development	0.00	0.00	0.00	0.00	0.00	0.00	0.00
300-300-5790-130	Capital Impr/Purch Fire Dept	420,559.00	32,480.00	155,143.71	265,415.29	5,909.70	259,505.59	61.70
300-300-5790-175	Capital Impr/Purch Senior Cent	101,500.00	0.00	36,352.95	65,147.05	0.00	65,147.05	64.18
300-300-5790-195	Capital Impr/Purch Auditorium	659,000.00	0.00	15,480.00	643,520.00	124,670.00	518,850.00	78.73
300-300-5790-204	Capital Impr/Purch IOOF	25,000.00	0.00	0.00	25,000.00	0.00	25,000.00	100.00
300-300-5790-300	Capital Improvement/Purchases	4,835,216.00	83,616.43	555,435.64	4,279,780.36	0.00	4,279,780.36	88.51
300-300-5790-430	Capital Impr/Purch Golf Course	827,000.00	0.00	0.00	827,000.00	149,898.26	677,101.74	81.87
300-300-5790-750	Capital Impr/Purch Parks & Rec	1,075,704.00	56,480.19	249,103.59	826,600.41	212,582.45	614,017.96	57.08
300-300-5790-800	Capital Impr/Purch Street Dept	830,500.00	0.00	223,044.50	607,455.50	0.00	607,455.50	73.14
300-300-5790-990	Capital Impr/Purch Drainage	1,314,985.00	22,388.17	155,585.08	1,159,399.92	3,697,859.32	-2,538,459.40	0.00
	E30 Sub Totals:	10,462,449.00	231,624.86	1,430,790.54	9,031,658.46	4,264,617.16	4,767,041.30	45.56
E90	TRANSFERS OUT							
300-300-5790-118	Capital Impr/Purch Recycle Ctr	48,000.00	166,300.83	312,497.99	-264,497.99	60,934.29	-325,432.28	0.00
300-300-5790-120	Capital Impr/Purch Police Dept	265,600.00	14,744.39	299,499.87	-33,899.87	14,928,274.00	-14,962,173.87	0.00
300-300-5790-160	Capital Impr/Purch Airport	303,700.00	8,875.57	492,749.92	-189,049.92	54,462.08	-243,512.00	0.00

Account Number	Description	Budget Amount	Period Amount	YTD Amount	YTD Var	Encumbered Amount	Available	% Available
	E90 Sub Totals:	617,300.00	189,920.79	1,104,747.78	-487,447.78	15,043,670.37	-15,531,118.15	0.00
	Expense Sub Totals:	11,079,749.00	421,545.65	2,535,538.32	8,544,210.68	19,308,287.53	-10,764,076.85	0.00
	Dept 300 Sub Totals:	5,894,360.00	324,673.46	930,455.21	4,963,904.79	19,308,287.53		
	Fund Revenue Sub Totals:	11,429,922.00	430,056.41	3,580,440.79	7,849,481.21	0.00	7,849,481.21	68.67
	Fund Expense Sub Totals:	11,511,974.00	421,545.65	2,967,763.32	8,544,210.68	19,308,287.53	-10,764,076.85	0.00
	Fund 300 Sub Totals:	82,052.00	-8,510.76	-612,677.47	694,729.47	19,308,287.53		
Fund 310	Hotel/Motel Tax							
Dept 310-000	Non-Departmental							
E90	TRANSFERS OUT							
310-000-3210-000	Tran to General Adm 3% Adm Cst	2,946.00	245.50	1,227.50	1,718.50	0.00	1,718.50	58.33
310-000-3211-000	Transfer to Gen. PR Coord	0.00	0.00	0.00	0.00	0.00	0.00	0.00
310-000-3255-000	Transfer to -Celebrate	10,000.00	0.00	0.00	10,000.00	0.00	10,000.00	100.00
310-000-3256-000	Tran to -Fall Festival	15,000.00	0.00	0.00	15,000.00	0.00	15,000.00	100.00
310-000-3257-000	Transfer to-Bluegrass	0.00	0.00	0.00	0.00	0.00	0.00	0.00
	E90 Sub Totals:	27,946.00	245.50	1,227.50	26,718.50	0.00	26,718.50	95.61
	Expense Sub Totals:	27,946.00	245.50	1,227.50	26,718.50	0.00	26,718.50	95.61
	Dept 000 Sub Totals:	27,946.00	245.50	1,227.50	26,718.50	0.00		
Dept 310-310	TAXES							
R01	Motel Tax Revenue	98,177.00	6,431.66	27,891.49	70,285.51	0.00	70,285.51	71.59
310-310-4040-330								
	R01 Sub Totals:	98,177.00	6,431.66	27,891.49	70,285.51	0.00	70,285.51	71.59
R06	REVENUE FROM USE OF ASSET							
310-310-4700-330	Interest Earned-Hotel/Motel	10,000.00	1,018.37	5,188.96	4,811.04	0.00	4,811.04	48.11
	R06 Sub Totals:	10,000.00	1,018.37	5,188.96	4,811.04	0.00	4,811.04	48.11
	Revenue Sub Totals:	108,177.00	7,450.03	33,080.45	75,096.55	0.00	75,096.55	69.42
E20	OPERATING COSTS							
310-310-5240-330	Motel Promotions	68,900.00	7,843.08	27,843.08	41,056.92	0.00	41,056.92	59.59
310-310-6300-310	Hotel Motel Electricity	1,001.00	90.78	412.40	588.60	0.00	588.60	58.80
310-310-6520-330	Easter Event	320.00	0.00	0.00	320.00	0.00	320.00	100.00

Account Number	Description	Budget Amount	Period Amount	YTD Amount	YTD Var	Encumbered Amount	Available	% Available
	E20 Sub Totals:	70,221.00	7,933.86	28,255.48	41,965.52	0.00	41,965.52	59.76
	Expense Sub Totals:	70,221.00	7,933.86	28,255.48	41,965.52	0.00	41,965.52	59.76
	Dept 310 Sub Totals:	-37,956.00	483.83	-4,824.97	-33,131.03	0.00		
	Fund Revenue Sub Totals:	108,177.00	7,450.03	33,080.45	75,096.55	0.00	75,096.55	69.42
	Fund Expense Sub Totals:	98,167.00	8,179.36	29,482.98	68,684.02	0.00	68,684.02	69.97
	Fund 310 Sub Totals:	-10,010.00	729.33	-3,597.47	-6,412.53	0.00		
Fund 360	Tax Incremental Financing							
Dept 360-000	Non-Departmental							
R01	TAXES							
360-000-3300-000	Sales Tax TIF City	0.00	0.00	0.00	0.00	0.00	0.00	0.00
	R01 Sub Totals:	0.00	0.00	0.00	0.00	0.00	0.00	0.00
	Revenue Sub Totals:	0.00	0.00	0.00	0.00	0.00	0.00	0.00
	Dept 000 Sub Totals:	0.00	0.00	0.00	0.00	0.00		
Dept 360-360	TAXES							
R01	Real Est. Tax TIF County	0.00	0.00	0.00	0.00	0.00	0.00	0.00
360-360-4900-360	Sales Tax TIF County	0.00	0.00	0.00	0.00	0.00	0.00	0.00
	R01 Sub Totals:	0.00	0.00	0.00	0.00	0.00	0.00	0.00
R06	REVENUE FROM USE OF ASSET							
360-360-4700-360	Interest Earned-TIF Fund	0.00	0.00	0.00	0.00	0.00	0.00	0.00
	R06 Sub Totals:	0.00	0.00	0.00	0.00	0.00	0.00	0.00
R10	NON-OPERATING REVENUES							
360-360-4900-000	CDBG Grant	0.00	0.00	0.00	0.00	0.00	0.00	0.00
	R10 Sub Totals:	0.00	0.00	0.00	0.00	0.00	0.00	0.00
	Revenue Sub Totals:	0.00	0.00	0.00	0.00	0.00	0.00	0.00
E25	NON-OPERATING EXPENSE							
360-360-5590-360	TIF Expenses	0.00	0.00	0.00	0.00	0.00	0.00	0.00
	E25 Sub Totals:	0.00	0.00	0.00	0.00	0.00	0.00	0.00

Account Number	Description	Budget Amount	Period Amount	YTD Amount	YTD Var	Encumbered Amount	Available	% Available
E90	TRANSFERS OUT							
360-360-6980-360	TIF Reim. W/WW 2012A&B	0.00	0.00	0.00	0.00	0.00	0.00	0.00
	E90 Sub Totals:	0.00	0.00	0.00	0.00	0.00	0.00	0.00
	Expense Sub Totals:	0.00	0.00	0.00	0.00	0.00	0.00	0.00
	Dept 360 Sub Totals:	0.00	0.00	0.00	0.00	0.00		
	Fund Revenue Sub Totals:	0.00	0.00	0.00	0.00	0.00	0.00	0.00
	Fund Expense Sub Totals:	0.00	0.00	0.00	0.00	0.00	0.00	0.00
	Fund 360 Sub Totals:	0.00	0.00	0.00	0.00	0.00		
Fund 450	Golf Course							
Dept 450-000	Non-Departmental							
R90	TRANSFERS IN							
450-000-3340-000	Transfer fm General	1,436,238.00	0.00	736,218.01	700,019.99	0.00	700,019.99	48.74
450-000-3341-000	Transfer fm Parks -Mtce	0.00	0.00	0.00	0.00	0.00	0.00	0.00
450-000-3342-000	Transfer fm Capital Imp	432,225.00	0.00	432,225.00	0.00	0.00	0.00	0.00
	R90 Sub Totals:	1,868,463.00	0.00	1,168,443.01	700,019.99	0.00	700,019.99	37.47
	Revenue Sub Totals:	1,868,463.00	0.00	1,168,443.01	700,019.99	0.00	700,019.99	37.47
E90	TRANSFERS OUT							
450-000-3276-000	Transfer to 2016 DS	1,490,988.00	0.00	1,166,981.43	324,006.57	0.00	324,006.57	21.73
450-000-3285-000	Trns to Capital Improvement	827,000.00	0.00	0.00	827,000.00	0.00	827,000.00	100.00
	E90 Sub Totals:	2,317,988.00	0.00	1,166,981.43	1,151,006.57	0.00	1,151,006.57	49.66
	Expense Sub Totals:	2,317,988.00	0.00	1,166,981.43	1,151,006.57	0.00	1,151,006.57	49.66
	Dept 000 Sub Totals:	449,525.00	0.00	-1,461.58	450,986.58	0.00		
Dept 450-150								
R04	CHARGES FOR SERVICES							
450-150-4350-430	Golf Course Fees	0.00	0.00	0.00	0.00	0.00	0.00	0.00
450-150-4352-430	City Tournament Fees	0.00	0.00	0.00	0.00	0.00	0.00	0.00
450-150-4370-430	Passes for Fees	0.00	0.00	0.00	0.00	0.00	0.00	0.00
450-150-4993-430	Advertising Revenue	0.00	0.00	0.00	0.00	0.00	0.00	0.00
	R04 Sub Totals:	0.00	0.00	0.00	0.00	0.00	0.00	0.00
R06	REVENUE FROM USE OF ASSET							

Account Number	Description	Budget Amount	Period Amount	YTD Amount	YTD Var	Encumbered Amount	Available	% Available
450-150-4360-430	Golf Cart Rentals	0.00	0.00	0.00	0.00	0.00	0.00	0.00
450-150-4390-430	Driving Range Revenue	0.00	0.00	0.00	0.00	0.00	0.00	0.00
450-150-4500-430	Community Room Rental	0.00	0.00	0.00	0.00	0.00	0.00	0.00
450-150-4700-430	Interest Earned-Golf Course	0.00	1,477.63	7,504.11	-7,504.11	0.00	-7,504.11	0.00
450-150-4760-430	Insurance Proceeds	0.00	0.00	0.00	0.00	0.00	0.00	0.00
450-150-4820-430	Sale of Property	0.00	0.00	810.00	-810.00	0.00	-810.00	0.00
	R06 Sub Totals:	0.00	1,477.63	8,314.11	-8,314.11	0.00	-8,314.11	0.00
R07	OTHER INCOME							
450-150-4800-430	Golf Course Miscellaneous	700,000.00	29,932.59	261,821.18	438,178.82	0.00	438,178.82	62.60
	R07 Sub Totals:	700,000.00	29,932.59	261,821.18	438,178.82	0.00	438,178.82	62.60
R08	SALES REVENUE							
450-150-4380-430	Pro Shop Revenue	0.00	0.00	0.00	0.00	0.00	0.00	0.00
450-150-4420-430	Golf Concessions Revenue	0.00	0.00	0.00	0.00	0.00	0.00	0.00
	R08 Sub Totals:	0.00	0.00	0.00	0.00	0.00	0.00	0.00
	Revenue Sub Totals:	700,000.00	31,410.22	270,135.29	429,864.71	0.00	429,864.71	61.41
E10	PERSONNEL							
450-150-5010-430	Golf Course Salaries	0.00	0.00	0.00	0.00	0.00	0.00	0.00
450-150-5020-430	Golf Course Overtime	0.00	0.00	0.00	0.00	0.00	0.00	0.00
450-150-5030-430	Golf Course Part Time	0.00	0.00	0.00	0.00	0.00	0.00	0.00
450-150-5070-430	Availability Allowance	0.00	0.00	0.00	0.00	0.00	0.00	0.00
450-150-5170-430	Golf Course Social Security	0.00	0.00	0.00	0.00	0.00	0.00	0.00
450-150-5180-430	Golf Course Retirement	0.00	0.00	0.00	0.00	0.00	0.00	0.00
450-150-5190-430	Golf Course Health Insurance	0.00	0.00	0.00	0.00	0.00	0.00	0.00
450-150-5210-430	Golf Course Workers Comp.	0.00	0.00	0.00	0.00	0.00	0.00	0.00
450-150-5360-430	Golf Course Member/Train/Trvl	0.00	0.00	0.00	0.00	0.00	0.00	0.00
450-150-5380-430	Uniforms	0.00	0.00	0.00	0.00	0.00	0.00	0.00
	E10 Sub Totals:	0.00	0.00	0.00	0.00	0.00	0.00	0.00
E20	OPERATING COSTS							
450-150-5260-430	Golf Course Prof. Services	553,354.00	37,307.47	228,713.13	324,640.87	0.00	324,640.87	58.67
450-150-5265-430	Golf Mngmt Contracted Services	45,996.00	0.00	19,165.00	26,831.00	0.00	26,831.00	58.33
450-150-5270-430	Golf Course Credit Card Fees	0.00	0.00	0.00	0.00	0.00	0.00	0.00
450-150-5300-430	Golf Insurance & Bonds	16,166.00	0.00	0.00	16,166.00	0.00	16,166.00	100.00
450-150-5310-430	Golf Course Concession Cost	0.00	0.00	0.00	0.00	0.00	0.00	0.00
450-150-5314-430	Golf Course Accessories	0.00	0.00	0.00	0.00	0.00	0.00	0.00
450-150-5320-430	Golf Facility Maintenance	0.00	0.00	293.32	-293.32	0.00	-293.32	0.00
450-150-5325-430	Grounds Maintenance	0.00	0.00	0.00	0.00	0.00	0.00	0.00
450-150-5330-430	Golf Equipment Maintenance	0.00	0.00	0.00	0.00	0.00	0.00	0.00
450-150-5335-430	Golf Cart Maintenance	0.00	0.00	0.00	0.00	0.00	0.00	0.00
450-150-5350-430	Driving Range Expense	0.00	0.00	0.00	0.00	0.00	0.00	0.00

Account Number	Description	Budget Amount	Period Amount	YTD Amount	YTD Var	Encumbered Amount	Available	% Available
450-150-5530-430	Golf Course Fuels/Lubricants	0.00	0.00	0.00	0.00	0.00	0.00	0.00
450-150-5540-430	Golf Course Chemicals	0.00	0.00	0.00	0.00	0.00	0.00	0.00
450-150-5590-430	Golf Course General Supplies	0.00	0.00	0.00	0.00	0.00	0.00	0.00
450-150-5610-430	City Tournament Expense	0.00	0.00	0.00	0.00	0.00	0.00	0.00
450-150-5700-430	Golf Course Computer/Software	690.00	0.00	0.00	690.00	0.00	690.00	100.00
450-150-6300-430	Golf Course Electricity	26,536.00	2,302.21	9,238.26	17,297.74	0.00	17,297.74	65.19
450-150-6350-430	Golf Course Phones	0.00	254.20	1,044.96	-1,044.96	0.00	-1,044.96	0.00
	E20 Sub Totals:	642,742.00	39,863.88	258,454.67	384,287.33	0.00	384,287.33	59.79
E30	CAPITAL OUTLAY							
450-150-6380-430	Lease Payments	0.00	0.00	0.00	0.00	0.00	0.00	0.00
	E30 Sub Totals:	0.00	0.00	0.00	0.00	0.00	0.00	0.00
	Expense Sub Totals:	642,742.00	39,863.88	258,454.67	384,287.33	0.00	384,287.33	59.79
	Dept 150 Sub Totals:	-57,258.00	8,453.66	-11,680.62	-45,577.38	0.00		
	Fund Revenue Sub Totals:	2,568,463.00	31,410.22	1,438,578.30	1,129,884.70	0.00	1,129,884.70	43.99
	Fund Expense Sub Totals:	2,960,730.00	39,863.88	1,425,436.10	1,535,293.90	0.00	1,535,293.90	51.86
	Fund 450 Sub Totals:	392,267.00	8,453.66	-13,142.20	405,409.20	0.00		
Fund 500	Water/Wastewater							
Dept 500-000	Non-Departmental							
R10	NON-OPERATING REVENUES							
500-000-2590-000	Deferred Revenue	0.00	0.00	0.00	0.00	0.00	0.00	0.00
	R10 Sub Totals:	0.00	0.00	0.00	0.00	0.00	0.00	0.00
R90	TRANSFERS IN							
500-000-3303-000	Transfer from General	0.00	0.00	0.00	0.00	0.00	0.00	0.00
500-000-3306-000	Transfer fm ARPA	222,635.00	0.00	0.00	222,635.00	0.00	222,635.00	100.00
500-000-3353-000	Transfer fm Water -Rplcmt Rsrv	1,179,198.00	98,266.50	491,332.50	687,865.50	0.00	687,865.50	58.33
500-000-3361-000	Transfer fm WW -Rplcmt Rsrv	1,538,031.00	128,169.25	640,846.25	897,184.75	0.00	897,184.75	58.33
500-000-3362-000	Transfer from Other Funds	0.00	0.00	0.00	0.00	0.00	0.00	0.00
500-000-3363-000	Slip Lining Reserve	150,000.00	12,500.00	62,500.00	87,500.00	0.00	87,500.00	58.33
500-000-3364-000	Trns to Main Replacement	250,000.00	20,833.00	104,165.00	145,835.00	0.00	145,835.00	58.33
	R90 Sub Totals:	3,339,864.00	259,768.75	1,298,843.75	2,041,020.25	0.00	2,041,020.25	61.11
	Revenue Sub Totals:	3,339,864.00	259,768.75	1,298,843.75	2,041,020.25	0.00	2,041,020.25	61.11
E90	TRANSFERS OUT							
500-000-3253-000	Transfer to Water Rplcmt Resrv	1,179,198.00	98,266.50	491,332.50	687,865.50	0.00	687,865.50	58.33

Account Number	Description	Budget Amount	Period Amount	YTD Amount	YTD Var	Encumbered Amount	Available	% Available
500-000-3261-000	Transfer to WW Rplcmt Reserve	1,538,031.00	128,169.25	640,846.25	897,184.75	0.00	897,184.75	58.33
500-000-3263-000	Slip Lining Reserve	150,000.00	12,500.00	62,500.00	87,500.00	0.00	87,500.00	58.33
500-000-3264-000	Trns to Main Replacement	250,000.00	20,833.00	104,165.00	145,835.00	0.00	145,835.00	58.33
500-000-3292-000	Transfer to other funds	0.00	0.00	0.00	0.00	0.00	0.00	0.00
	E90 Sub Totals:	3,117,229.00	259,768.75	1,298,843.75	1,818,385.25	0.00	1,818,385.25	58.33
	Expense Sub Totals:	3,117,229.00	259,768.75	1,298,843.75	1,818,385.25	0.00	1,818,385.25	58.33
	Dept 000 Sub Totals:	-222,635.00	0.00	0.00	-222,635.00	0.00		
Dept 500-212	2012 A&B COPs							
E50	DEBT SERVICE - INTEREST & FI							
500-212-5920-212	Interest Expense 2012A	0.00	0.00	0.00	0.00	0.00	0.00	0.00
500-212-5930-212	Admin. Fee 2012 A	0.00	0.00	0.00	0.00	0.00	0.00	0.00
	E50 Sub Totals:	0.00	0.00	0.00	0.00	0.00	0.00	0.00
	Expense Sub Totals:	0.00	0.00	0.00	0.00	0.00	0.00	0.00
	Dept 212 Sub Totals:	0.00	0.00	0.00	0.00	0.00		
Dept 500-500								
E02	DEPRECIATION EXPENSE							
500-500-5990-500	Depreciation Expense	0.00	0.00	0.00	0.00	0.00	0.00	0.00
	E02 Sub Totals:	0.00	0.00	0.00	0.00	0.00	0.00	0.00
	Expense Sub Totals:	0.00	0.00	0.00	0.00	0.00	0.00	0.00
	Dept 500 Sub Totals:	0.00	0.00	0.00	0.00	0.00		
Dept 500-510								
R03	INTER-GOVERNMENTAL							
500-510-4201-510	CARES Act	0.00	0.00	0.00	0.00	0.00	0.00	0.00
	R03 Sub Totals:	0.00	0.00	0.00	0.00	0.00	0.00	0.00
R04	CHARGES FOR SERVICES							
500-510-3510-510	Penalties/Utility Bills	107,000.00	13,147.62	69,413.41	37,586.59	0.00	37,586.59	35.13
500-510-3530-510	Residential Trash Billing	635,520.00	61,991.39	310,664.11	324,855.89	0.00	324,855.89	51.12
500-510-3540-510	Service Application Fee	7,600.00	630.00	2,985.00	4,615.00	0.00	4,615.00	60.72
500-510-3580-510	Trash Tag Sales	0.00	0.00	0.00	0.00	0.00	0.00	0.00
500-510-3600-510	Billing Customers-Water	4,691,963.00	342,712.23	1,635,869.44	3,056,093.56	0.00	3,056,093.56	65.13
500-510-4792-510	Online Surcharge Fees	7,000.00	544.85	2,424.40	4,575.60	0.00	4,575.60	65.37
	R04 Sub Totals:	5,449,083.00	419,026.09	2,021,356.36	3,427,726.64	0.00	3,427,726.64	62.90

Account Number	Description	Budget Amount	Period Amount	YTD Amount	YTD Var	Encumbered Amount	Available	% Available
R06	REVENUE FROM USE OF ASSET							
500-510-3560-510	Lease Pmt. Tower Space	55,000.00	5,350.36	20,301.08	34,698.92	0.00	34,698.92	63.09
500-510-4700-510	Interest Earned-Water/WW	184,475.00	28,032.37	147,805.89	36,669.11	0.00	36,669.11	19.88
500-510-4760-510	Insurance Proceeds	0.00	0.00	0.00	0.00	0.00	0.00	0.00
	R06 Sub Totals:	239,475.00	33,382.73	168,106.97	71,368.03	0.00	71,368.03	29.80
R07	OTHER INCOME							
500-510-4800-510	Water Admin Miscellaneous	0.00	881.86	2,203.82	-2,203.82	0.00	-2,203.82	0.00
	R07 Sub Totals:	0.00	881.86	2,203.82	-2,203.82	0.00	-2,203.82	0.00
	Revenue Sub Totals:	5,688,558.00	453,290.68	2,191,667.15	3,496,890.85	0.00	3,496,890.85	61.47
E10	PERSONNEL							
500-510-5010-510	Water Admin Salaries	328,329.00	22,532.28	123,249.36	205,079.64	0.00	205,079.64	62.46
500-510-5020-510	Water Admin Overtime	3,000.00	69.05	1,554.34	1,445.66	0.00	1,445.66	48.19
500-510-5170-510	Water Admin Social Security	24,888.00	1,657.40	9,189.40	15,698.60	0.00	15,698.60	63.08
500-510-5180-510	Water Admin Retirement	40,341.00	2,789.57	15,339.62	25,001.38	0.00	25,001.38	61.98
500-510-5185-510	Pension Expense	0.00	0.00	0.00	0.00	0.00	0.00	0.00
500-510-5190-510	Water Admin Health Insurance	59,941.00	4,204.48	21,022.08	38,918.92	0.00	38,918.92	64.93
500-510-5210-510	Water Admin Workers Comp.	14,250.00	0.00	0.00	14,250.00	0.00	14,250.00	100.00
500-510-5360-510	Water Admin Member/Train/Trvl	9,185.00	955.00	2,185.00	7,000.00	0.00	7,000.00	76.21
	E10 Sub Totals:	479,934.00	32,207.78	172,539.80	307,394.20	0.00	307,394.20	64.05
E20	OPERATING COSTS							
500-510-5260-510	Water Admin Prof. Services	105,966.00	11,599.22	59,433.72	46,532.28	0.00	46,532.28	43.91
500-510-5270-510	Water Admin Credit Card Fees	2,400.00	269.46	1,436.63	963.37	0.00	963.37	40.14
500-510-5273-510	Collection Agency Charges	2,000.00	0.00	90.85	1,909.15	0.00	1,909.15	95.46
500-510-5300-510	Water Admin Insurance & Bonds	600.00	0.00	0.00	600.00	0.00	600.00	100.00
500-510-5330-510	Water Admin Equipment Maint.	1,000.00	0.00	0.00	1,000.00	0.00	1,000.00	100.00
500-510-5590-510	Water Admin General Supplies	70,300.00	8,519.22	27,770.61	42,529.39	0.00	42,529.39	60.50
500-510-5700-510	Water Admin Comp., Software	4,505.00	0.00	1,700.53	2,804.47	0.00	2,804.47	62.25
500-510-6260-510	Trash Service Paid	603,744.00	58,641.77	234,127.30	369,616.70	0.00	369,616.70	61.22
500-510-6350-510	Water Admin Phones	5,435.00	452.61	1,810.44	3,624.56	0.00	3,624.56	66.69
	E20 Sub Totals:	795,950.00	79,482.28	326,370.08	469,579.92	0.00	469,579.92	59.00
E30	CAPITAL OUTLAY							
500-510-5790-510	Water Admin Capital Purchase	78,985.00	36,660.07	40,645.07	38,339.93	61,067.43	-22,727.50	0.00
	E30 Sub Totals:	78,985.00	36,660.07	40,645.07	38,339.93	61,067.43	-22,727.50	0.00
	Expense Sub Totals:	1,354,869.00	148,350.13	539,554.95	815,314.05	61,067.43	754,246.62	55.67
	Dept 510 Sub Totals:	-4,333,689.00	-304,940.55	-1,652,112.20	-2,681,576.80	61,067.43		

Account Number	Description	Budget Amount	Period Amount	YTD Amount	YTD Var	Encumbered Amount	Available	% Available
Dept 500-530								
R03	INTER-GOVERNMENTAL							
500-530-4200-530	Grant Revenue	0.00	0.00	0.00	0.00	0.00	0.00	0.00
	R03 Sub Totals:	0.00	0.00	0.00	0.00	0.00	0.00	0.00
R04	CHARGES FOR SERVICES							
500-530-3500-531	Meter Fee	135,000.00	11,721.65	58,833.27	76,166.73	0.00	76,166.73	56.42
500-530-3610-531	Water Taps	58,000.00	0.00	15,436.94	42,563.06	0.00	42,563.06	73.38
	R04 Sub Totals:	193,000.00	11,721.65	74,270.21	118,729.79	0.00	118,729.79	61.52
R06	REVENUE FROM USE OF ASSET							
500-530-4760-530	Insurance Proceeds	0.00	0.00	0.00	0.00	0.00	0.00	0.00
500-530-4820-530	Sale of Property	0.00	0.00	0.00	0.00	0.00	0.00	0.00
	R06 Sub Totals:	0.00	0.00	0.00	0.00	0.00	0.00	0.00
R07	OTHER INCOME							
500-530-4800-530	D&M Miscellaneous	0.00	0.00	0.00	0.00	0.00	0.00	0.00
500-530-4800-531	Meter Misc. Revenue	0.00	0.00	0.00	0.00	0.00	0.00	0.00
	R07 Sub Totals:	0.00	0.00	0.00	0.00	0.00	0.00	0.00
	Revenue Sub Totals:	193,000.00	11,721.65	74,270.21	118,729.79	0.00	118,729.79	61.52
E02	DEPRECIATION EXPENSE							
500-530-5990-530	Depreciation	0.00	0.00	0.00	0.00	0.00	0.00	0.00
	E02 Sub Totals:	0.00	0.00	0.00	0.00	0.00	0.00	0.00
E10	PERSONNEL							
500-530-5010-530	Water Distribution Salaries	404,966.00	31,041.23	158,731.41	246,234.59	0.00	246,234.59	60.80
500-530-5010-531	Meter Read/Mtnce. Salaries	134,884.00	9,464.40	35,708.28	99,175.72	0.00	99,175.72	73.53
500-530-5020-530	Water Distribution Overtime	27,000.00	9,510.97	20,657.80	6,342.20	0.00	6,342.20	23.49
500-530-5020-531	Meter Reading Overtime	8,000.00	1,626.06	2,656.34	5,343.66	0.00	5,343.66	66.80
500-530-5030-531	Meter Program Part Time	0.00	0.00	0.00	0.00	0.00	0.00	0.00
500-530-5070-530	Availability Allowance	1,440.00	105.37	587.32	852.68	0.00	852.68	59.21
500-530-5070-531	Availability Allowance	1,080.00	60.29	301.55	778.45	0.00	778.45	72.08
500-530-5170-530	Water Distribution Soc'l Sec.	32,587.00	3,054.36	13,418.24	19,168.76	0.00	19,168.76	58.82
500-530-5170-531	Meter Program Social Security	10,625.00	838.82	2,904.75	7,720.25	0.00	7,720.25	72.66
500-530-5180-530	Water Distribution Retirement	52,820.00	4,300.13	19,359.13	33,460.87	0.00	33,460.87	63.35
500-530-5180-531	Meter Program Retirement	17,222.00	1,003.62	3,273.00	13,949.00	0.00	13,949.00	81.00
500-530-5185-530	Pension Expense	40,000.00	0.00	0.00	40,000.00	0.00	40,000.00	100.00
500-530-5190-530	Water Distribution Health Ins.	82,995.00	5,258.02	28,564.19	54,430.81	0.00	54,430.81	65.58
500-530-5190-531	Meter Prog Health Insurance	27,665.00	2,013.51	6,726.48	20,938.52	0.00	20,938.52	75.69
500-530-5210-530	Water Distribution Work Comp	18,658.00	0.00	0.00	18,658.00	0.00	18,658.00	100.00
500-530-5210-531	Meter Program Workers Comp.	6,084.00	0.00	0.00	6,084.00	0.00	6,084.00	100.00

Account Number	Description	Budget Amount	Period Amount	YTD Amount	YTD Var	Encumbered Amount	Available	% Available
500-530-5360-530	Water Distrib. Mem/Train/Trvl	7,000.00	45.13	-329.87	7,329.87	0.00	7,329.87	104.71
500-530-5380-530	Water Distribution Uniforms	5,895.00	84.99	4,170.90	1,724.10	0.00	1,724.10	29.25
500-530-5380-531	Meter Program Uniforms	1,875.00	267.71	790.45	1,084.55	0.00	1,084.55	57.84
	E10 Sub Totals:	880,796.00	68,674.61	297,519.97	583,276.03	0.00	583,276.03	66.22
E20	OPERATING COSTS							
500-530-5260-530	Water Distribution Prof. Svcs	35,821.00	358.10	9,437.61	26,383.39	500.00	25,883.39	72.26
500-530-5300-530	Water Distribution Ins & Bonds	15,655.00	0.00	0.00	15,655.00	0.00	15,655.00	100.00
500-530-5300-531	Meter Program Insurance & Bond	0.00	0.00	0.00	0.00	0.00	0.00	0.00
500-530-5320-530	Water Distrib. Facility Maint	110,000.00	5.89	53,993.83	56,006.17	30,730.50	25,275.67	22.98
500-530-5330-530	Water Distribution Equip Maint	43,260.00	1,071.32	28,338.96	14,921.04	0.00	14,921.04	34.49
500-530-5330-531	Meter Program Equipment Maint.	15,000.00	0.00	0.00	15,000.00	0.00	15,000.00	100.00
500-530-5530-530	Water Distribution Fuels	36,750.00	1,714.95	8,454.68	28,295.32	0.00	28,295.32	76.99
500-530-5530-531	Meter Program Fuels/Lubricants	7,350.00	311.43	1,980.98	5,369.02	0.00	5,369.02	73.05
500-530-5590-530	Water Distrib. Gen Supplies	4,200.00	79.77	1,022.43	3,177.57	0.00	3,177.57	75.66
500-530-5590-531	Meter Program General Supplies	1,627.00	161.22	895.97	731.03	0.00	731.03	44.93
500-530-5620-530	Water Distribution Line Repair	110,000.00	9,954.55	32,396.89	77,603.11	10,673.77	66,929.34	60.84
500-530-5650-531	Meter Program Meter Sets	55,000.00	0.00	21,806.52	33,193.48	0.00	33,193.48	60.35
500-530-5700-530	Water Distrib. Comp., Software	2,922.00	0.00	0.00	2,922.00	0.00	2,922.00	100.00
500-530-5700-531	Meter Reading Comp/Software	309.00	0.00	0.00	309.00	0.00	309.00	100.00
500-530-6300-530	Water Distribution Electricity	7,346.00	295.79	1,362.55	5,983.45	0.00	5,983.45	81.45
500-530-6310-530	Water Distrib. Heating Fuels	2,100.00	597.08	1,327.22	772.78	0.00	772.78	36.80
500-530-6350-530	Water Dist Telephones	5,900.00	488.11	2,214.91	3,685.09	0.00	3,685.09	62.46
500-530-6390-530	Water Distribution Minor Equip	6,300.00	0.00	97.63	6,202.37	0.00	6,202.37	98.45
	E20 Sub Totals:	459,540.00	15,038.21	163,330.18	296,209.82	41,904.27	254,305.55	55.34
E30	CAPITAL OUTLAY							
500-530-5660-531	Meter Replacement Program	0.00	0.00	0.00	0.00	0.00	0.00	0.00
500-530-5780-530	D&M Vehicle	0.00	0.00	0.00	0.00	0.00	0.00	0.00
500-530-5790-530	Water Dist Capital Purchases	1,273,824.00	0.00	0.00	1,273,824.00	0.00	1,273,824.00	100.00
500-530-5790-531	Meter Program Capital Equip	105,000.00	0.00	0.00	105,000.00	0.00	105,000.00	100.00
500-530-6380-530	Lease Purchase Payments	0.00	0.00	0.00	0.00	0.00	0.00	0.00
500-530-8200-530	PW Facility-Building	0.00	0.00	0.00	0.00	0.00	0.00	0.00
	E30 Sub Totals:	1,378,824.00	0.00	0.00	1,378,824.00	0.00	1,378,824.00	100.00
E50	DEBT SERVICE - INTEREST & FI							
500-530-5920-596	2011 DNR SRF Interest Exp	0.00	0.00	0.00	0.00	0.00	0.00	0.00
	E50 Sub Totals:	0.00	0.00	0.00	0.00	0.00	0.00	0.00
	Expense Sub Totals:	2,719,160.00	83,712.82	460,850.15	2,258,309.85	41,904.27	2,216,405.58	81.51
	Dept 530 Sub Totals:	2,526,160.00	71,991.17	386,579.94	2,139,580.06	41,904.27		

Dept 500-610

Account Number	Description	Budget Amount	Period Amount	YTD Amount	YTD Var	Encumbered Amount	Available	% Available
R03	INTER-GOVERNMENTAL							
500-610-4200-520	Grant Revenue	0.00	0.00	0.00	0.00	0.00	0.00	0.00
500-610-4205-610	MIRMA Grant	0.00	0.00	0.00	0.00	0.00	0.00	0.00
	R03 Sub Totals:	0.00	0.00	0.00	0.00	0.00	0.00	0.00
R04	CHARGES FOR SERVICES							
500-610-3520-610	Pretreatment/Surcharge WW	82,000.00	7,881.92	35,327.89	46,672.11	0.00	46,672.11	56.92
500-610-3590-610	Billings to Customers WW	5,005,073.00	326,647.85	1,564,791.53	3,440,281.47	0.00	3,440,281.47	68.74
500-610-3610-610	Sewer Saddle Charges	3,000.00	100.00	650.00	2,350.00	0.00	2,350.00	78.33
	R04 Sub Totals:	5,090,073.00	334,629.77	1,600,769.42	3,489,303.58	0.00	3,489,303.58	68.55
R06	REVENUE FROM USE OF ASSET							
500-610-4760-520	Filtration Insurance Claims	0.00	0.00	0.00	0.00	0.00	0.00	0.00
500-610-4760-610	Insurance Claims	0.00	0.00	0.00	0.00	0.00	0.00	0.00
500-610-4820-610	Wastewater Sale of Property	0.00	0.00	0.00	0.00	0.00	0.00	0.00
	R06 Sub Totals:	0.00	0.00	0.00	0.00	0.00	0.00	0.00
R07	OTHER INCOME							
500-610-4800-520	Filtration Miscellaneous	0.00	0.00	0.00	0.00	0.00	0.00	0.00
500-610-4800-610	Wastewater Misc. Revenue	0.00	0.00	0.00	0.00	0.00	0.00	0.00
	R07 Sub Totals:	0.00	0.00	0.00	0.00	0.00	0.00	0.00
	Revenue Sub Totals:	5,090,073.00	334,629.77	1,600,769.42	3,489,303.58	0.00	3,489,303.58	68.55
E02	DEPRECIATION EXPENSE							
500-610-5990-610	Depreciation	600,000.00	0.00	0.00	600,000.00	0.00	600,000.00	100.00
	E02 Sub Totals:	600,000.00	0.00	0.00	600,000.00	0.00	600,000.00	100.00
E10	PERSONNEL							
500-610-5185-520	Pension Expense	0.00	0.00	0.00	0.00	0.00	0.00	0.00
500-610-5185-610	Pension Expense	0.00	0.00	0.00	0.00	0.00	0.00	0.00
	E10 Sub Totals:	0.00	0.00	0.00	0.00	0.00	0.00	0.00
E20	OPERATING COSTS							
500-610-5250-610	Wastewater Rent Expense	9,700.00	808.34	4,041.70	5,658.30	0.00	5,658.30	58.33
500-610-5260-520	Water Plant Prof. Services	20,725.00	0.00	891.17	19,833.83	0.00	19,833.83	95.70
500-610-5260-610	Wastewater Prof. Services	33,125.00	2,134.19	14,602.72	18,522.28	0.00	18,522.28	55.92
500-610-5300-520	Water Plant Insurance & Bonds	82,549.00	0.00	0.00	82,549.00	0.00	82,549.00	100.00
500-610-5300-610	Wastewater Insurance & Bonds	60,435.00	0.00	0.00	60,435.00	0.00	60,435.00	100.00
500-610-5320-520	Water Plant Facility Maint.	15,000.00	0.00	0.00	15,000.00	0.00	15,000.00	100.00
500-610-5320-610	Wastewater Facility Maint.	15,000.00	0.00	1,125.00	13,875.00	9,750.00	4,125.00	27.50
500-610-5330-520	Water Plant Equipment Maint.	10,000.00	0.00	2,903.32	7,096.68	20,630.76	-13,534.08	0.00
500-610-5330-610	Wastewater Equipment Maint.	70,000.00	7,477.00	90,940.56	-20,940.56	114,643.62	-135,584.18	0.00

Account Number	Description	Budget Amount	Period Amount	YTD Amount	YTD Var	Encumbered Amount	Available	% Available
500-610-5530-520	Water Plant Fuels/Lubricants	1,300.00	50.38	267.60	1,032.40	0.00	1,032.40	79.42
500-610-5530-610	Wastewater Fuels/Lubricants	23,352.00	2,159.13	6,556.32	16,795.68	0.00	16,795.68	71.92
500-610-5590-520	Water Plant General Supplies	200.00	0.00	0.00	200.00	0.00	200.00	100.00
500-610-5590-610	Wastewater General Supplies	525.00	8.14	32.56	492.44	0.00	492.44	93.80
500-610-5620-610	Wastewater Line Repair	3,000.00	1,206.24	2,142.74	857.26	0.00	857.26	28.58
500-610-5700-520	Filtration Comp., Software	210.00	0.00	0.00	210.00	0.00	210.00	100.00
500-610-5700-610	Wastewater Comp., Software	506.00	0.00	0.00	506.00	0.00	506.00	100.00
500-610-5800-520	Alliance Contract	276,314.00	18,430.71	97,652.55	178,661.45	0.00	178,661.45	64.66
500-610-5800-610	Alliance Contract	1,002,401.00	83,962.13	444,861.65	557,539.35	0.00	557,539.35	55.62
500-610-6300-520	Filtration Electricity	453,673.00	29,776.58	113,877.86	339,795.14	0.00	339,795.14	74.90
500-610-6300-610	Wastewater Electricity	308,630.00	14,984.11	65,087.52	243,542.48	0.00	243,542.48	78.91
500-610-6310-520	Filtration Heating Fuels	9,900.00	1,563.50	3,853.66	6,046.34	0.00	6,046.34	61.07
500-610-6310-610	Wastewater Heating Fuels	7,350.00	1,273.10	3,340.80	4,009.20	0.00	4,009.20	54.55
500-610-6350-520	Filtration Phones	8,750.00	560.57	2,576.47	6,173.53	0.00	6,173.53	70.55
500-610-6350-610	Wastewater Phones	5,788.00	480.29	1,949.32	3,838.68	0.00	3,838.68	66.32
500-610-6390-610	Wastewater Minor Equipment	0.00	0.00	0.00	0.00	0.00	0.00	0.00
	E20 Sub Totals:	2,418,433.00	164,874.41	856,703.52	1,561,729.48	145,024.38	1,416,705.10	58.58
E30	CAPITAL OUTLAY							
500-610-5780-520	Filtration Cap. Vehicles	0.00	0.00	0.00	0.00	0.00	0.00	0.00
500-610-5780-610	WW Vehicle	80,000.00	0.00	0.00	80,000.00	0.00	80,000.00	100.00
500-610-5790-520	Filtration Capital- Other	192,000.00	2,335.30	42,352.30	149,647.70	0.00	149,647.70	77.94
500-610-5790-610	WW Capital Equipment	410,000.00	0.00	0.00	410,000.00	896,300.32	-486,300.32	0.00
500-610-5810-619	WW Line Capital Improvemt	1,890,781.00	0.00	0.00	1,890,781.00	107,501.44	1,783,279.56	94.31
	E30 Sub Totals:	2,572,781.00	2,335.30	42,352.30	2,530,428.70	1,003,801.76	1,526,626.94	59.34
	Expense Sub Totals:	5,591,214.00	167,209.71	899,055.82	4,692,158.18	1,148,826.14	3,543,332.04	63.37
	Dept 610 Sub Totals:	501,141.00	-167,420.06	-701,713.60	1,202,854.60	1,148,826.14		
Dept 500-640								
R90	TRANSFERS IN							
500-640-3990-641	Transfer for TIF 2012	0.00	0.00	0.00	0.00	0.00	0.00	0.00
	R90 Sub Totals:	0.00	0.00	0.00	0.00	0.00	0.00	0.00
	Revenue Sub Totals:	0.00	0.00	0.00	0.00	0.00	0.00	0.00
E02	DEPRECIATION EXPENSE							
500-640-5980-640	Depreciation Expense	0.00	0.00	0.00	0.00	0.00	0.00	0.00
	E02 Sub Totals:	0.00	0.00	0.00	0.00	0.00	0.00	0.00
E50	DEBT SERVICE - INTEREST & FI							
500-640-5920-646	Interest on 2009B	27,720.00	0.00	5,460.75	22,259.25	0.00	22,259.25	80.30

Account Number	Description	Budget Amount	Period Amount	YTD Amount	YTD Var	Encumbered Amount	Available	% Available
500-640-5920-648	2011 Water Impr Interest Exp.	66,977.00	0.00	14,196.37	52,780.63	0.00	52,780.63	78.80
500-640-5930-645	Other Debt Charges	0.00	0.00	0.00	0.00	0.00	0.00	0.00
500-640-5930-646	Paying Agent Fee - 2009B	9,179.00	0.00	4,566.88	4,612.12	0.00	4,612.12	50.25
500-640-5930-648	2011 Water Impr. Adm Fees	22,178.00	0.00	10,712.02	11,465.98	0.00	11,465.98	51.70
	E50 Sub Totals:	126,054.00	0.00	34,936.02	91,117.98	0.00	91,117.98	72.28
	Expense Sub Totals:	126,054.00	0.00	34,936.02	91,117.98	0.00	91,117.98	72.28
	Dept 640 Sub Totals:	126,054.00	0.00	34,936.02	91,117.98	0.00		
	Fund Revenue Sub Totals:	14,311,495.00	1,059,410.85	5,165,550.53	9,145,944.47	0.00	9,145,944.47	63.91
	Fund Expense Sub Totals:	12,908,526.00	659,041.41	3,233,240.69	9,675,285.31	1,251,797.84	8,423,487.47	65.26
	Fund 500 Sub Totals:	-1,402,969.00	-400,369.44	-1,932,309.84	529,340.84	1,251,797.84		
Fund 653	FEMA DR 4250 Flooding							
Dept 653-653	FEMA DR 4250 Flooding							
R03	INTER-GOVERNMENTAL							
653-653-4660-653	FEMA Flooding Revenue	0.00	0.00	0.00	0.00	0.00	0.00	0.00
	R03 Sub Totals:	0.00	0.00	0.00	0.00	0.00	0.00	0.00
	Revenue Sub Totals:	0.00	0.00	0.00	0.00	0.00	0.00	0.00
E20	OPERATING COSTS							
653-653-5590-653	FEMA Expense	0.00	0.00	0.00	0.00	0.00	0.00	0.00
	E20 Sub Totals:	0.00	0.00	0.00	0.00	0.00	0.00	0.00
	Expense Sub Totals:	0.00	0.00	0.00	0.00	0.00	0.00	0.00
	Dept 653 Sub Totals:	0.00	0.00	0.00	0.00	0.00		
	Fund Revenue Sub Totals:	0.00	0.00	0.00	0.00	0.00	0.00	0.00
	Fund Expense Sub Totals:	0.00	0.00	0.00	0.00	0.00	0.00	0.00
	Fund 653 Sub Totals:	0.00	0.00	0.00	0.00	0.00		
Fund 654	FEMA DR Flooding							
Dept 654-654	FEMA DR Flooding							
R03	INTER-GOVERNMENTAL							
654-654-4660-654	FEMA DR Flooding Revenue	0.00	0.00	0.00	0.00	0.00	0.00	0.00

Account Number	Description	Budget Amount	Period Amount	YTD Amount	YTD Var	Encumbered Amount	Available	% Available
	R03 Sub Totals:	0.00	0.00	0.00	0.00	0.00	0.00	0.00
	Revenue Sub Totals:	0.00	0.00	0.00	0.00	0.00	0.00	0.00
	Dept 654 Sub Totals:	0.00	0.00	0.00	0.00	0.00		
	Fund Revenue Sub Totals:	0.00	0.00	0.00	0.00	0.00	0.00	0.00
	Fund Expense Sub Totals:	0.00	0.00	0.00	0.00	0.00	0.00	0.00
	Fund 654 Sub Totals:	0.00	0.00	0.00	0.00	0.00		
Fund 680	CDBG Public Service Pass Through							
Dept 680-000	Non-Departmental							
R03	INTER-GOVERNMENTAL							
680-000-2099-000	CDBG transfer fm	0.00	0.00	0.00	0.00	0.00	0.00	0.00
	R03 Sub Totals:	0.00	0.00	0.00	0.00	0.00	0.00	0.00
	Revenue Sub Totals:	0.00	0.00	0.00	0.00	0.00	0.00	0.00
	Dept 000 Sub Totals:	0.00	0.00	0.00	0.00	0.00		
Dept 680-610	INTER-GOVERNMENTAL							
R03	CDBG Grant	0.00	0.00	0.00	0.00	0.00	0.00	0.00
680-610-4450-000								
	R03 Sub Totals:	0.00	0.00	0.00	0.00	0.00	0.00	0.00
	Revenue Sub Totals:	0.00	0.00	0.00	0.00	0.00	0.00	0.00
	Dept 610 Sub Totals:	0.00	0.00	0.00	0.00	0.00		
	Fund Revenue Sub Totals:	0.00	0.00	0.00	0.00	0.00	0.00	0.00
	Fund Expense Sub Totals:	0.00	0.00	0.00	0.00	0.00	0.00	0.00
	Fund 680 Sub Totals:	0.00	0.00	0.00	0.00	0.00		
Fund 700	Abbott Brothers Trust							
Dept 700-000	Non-Departmental							
E90	TRANSFERS OUT							
700-000-3243-000	Transfer to Parks Department	0.00	0.00	0.00	0.00	0.00	0.00	0.00

Account Number	Description	Budget Amount	Period Amount	YTD Amount	YTD Var	Encumbered Amount	Available	% Available
	E90 Sub Totals:	0.00	0.00	0.00	0.00	0.00	0.00	0.00
	Expense Sub Totals:	0.00	0.00	0.00	0.00	0.00	0.00	0.00
	Dept 000 Sub Totals:	0.00	0.00	0.00	0.00	0.00		
Dept 700-700								
R06	REVENUE FROM USE OF ASSET							
700-700-4570-700	Farm Proceeds	2,700.00	0.00	5,472.61	-2,772.61	0.00	-2,772.61	0.00
700-700-4700-700	Int. Earned-Abbott Brothers Fd	1,449.00	177.38	828.58	620.42	0.00	620.42	42.82
	R06 Sub Totals:	4,149.00	177.38	6,301.19	-2,152.19	0.00	-2,152.19	0.00
R07	OTHER INCOME							
700-700-4760-700	Farm Insurance Claims	0.00	0.00	615.00	-615.00	0.00	-615.00	0.00
	R07 Sub Totals:	0.00	0.00	615.00	-615.00	0.00	-615.00	0.00
	Revenue Sub Totals:	4,149.00	177.38	6,916.19	-2,767.19	0.00	-2,767.19	0.00
E20	OPERATING COSTS							
700-700-5300-700	Insurance and Bonds	653.00	0.00	0.00	653.00	0.00	653.00	100.00
700-700-5440-700	Real Estate Taxes	158.00	0.00	154.00	4.00	0.00	4.00	2.53
	E20 Sub Totals:	811.00	0.00	154.00	657.00	0.00	657.00	81.01
	Expense Sub Totals:	811.00	0.00	154.00	657.00	0.00	657.00	81.01
	Dept 700 Sub Totals:	-3,338.00	-177.38	-6,762.19	3,424.19	0.00		
	Fund Revenue Sub Totals:	4,149.00	177.38	6,916.19	-2,767.19	0.00	-2,767.19	0.00
	Fund Expense Sub Totals:	811.00	0.00	154.00	657.00	0.00	657.00	81.01
	Fund 700 Sub Totals:	-3,338.00	-177.38	-6,762.19	3,424.19	0.00		
Fund 710	Morse Park Trust							
Dept 710-710								
R06	REVENUE FROM USE OF ASSET							
710-710-4700-710	Interest Earned-Morse Park Fd	113.00	11.72	55.83	57.17	0.00	57.17	50.59
	R06 Sub Totals:	113.00	11.72	55.83	57.17	0.00	57.17	50.59
	Revenue Sub Totals:	113.00	11.72	55.83	57.17	0.00	57.17	50.59

Account Number	Description	Budget Amount	Period Amount	YTD Amount	YTD Var	Encumbered Amount	Available	% Available
	Dept 710 Sub Totals:	-113.00	-11.72	-55.83	-57.17	0.00		
	Fund Revenue Sub Totals:	113.00	11.72	55.83	57.17	0.00	57.17	50.59
	Fund Expense Sub Totals:	0.00	0.00	0.00	0.00	0.00	0.00	0.00
	Fund 710 Sub Totals:	-113.00	-11.72	-55.83	-57.17	0.00		
Fund 800	Street Department Sales Tax							
Dept 800-000	Non-Departmental							
R90	TRANSFERS IN							
800-000-3306-000	Transfer from General	0.00	0.00	0.00	0.00	0.00	0.00	0.00
	R90 Sub Totals:	0.00	0.00	0.00	0.00	0.00	0.00	0.00
	Revenue Sub Totals:	0.00	0.00	0.00	0.00	0.00	0.00	0.00
E90	TRANSFERS OUT							
800-000-3200-000	Sales Tax to TIF	0.00	0.00	0.00	0.00	0.00	0.00	0.00
800-000-3216-000	Transfer to Airport -Land	5,660.00	471.67	2,358.35	3,301.65	0.00	3,301.65	58.33
800-000-3220-000	Transfer to 2012A&B Fund	0.00	0.00	0.00	0.00	0.00	0.00	0.00
800-000-3285-000	Trns to Capital Improvement	830,500.00	0.00	223,044.50	607,455.50	0.00	607,455.50	73.14
	E90 Sub Totals:	836,160.00	471.67	225,402.85	610,757.15	0.00	610,757.15	73.04
	Expense Sub Totals:	836,160.00	471.67	225,402.85	610,757.15	0.00	610,757.15	73.04
	Dept 000 Sub Totals:	836,160.00	471.67	225,402.85	610,757.15	0.00		
Dept 800-800	Street Dept							
R01	TAXES							
800-800-4030-800	Transportation Sales Tax	1,018,758.00	112,990.02	537,137.24	481,620.76	0.00	481,620.76	47.28
800-800-4090-800	Vehicle Sales Tax	100,682.00	11,139.96	59,047.71	41,634.29	0.00	41,634.29	41.35
800-800-4130-800	Sanitation Enforcement	15,800.00	3,774.97	8,300.89	7,499.11	0.00	7,499.11	47.46
800-800-4280-800	Gasoline Tax	376,894.00	47,444.95	237,801.32	139,092.68	0.00	139,092.68	36.90
	R01 Sub Totals:	1,512,134.00	175,349.90	842,287.16	669,846.84	0.00	669,846.84	44.30
R02	LICENSES AND PERMITS							
800-800-4180-800	Vehicle License Fees	56,486.00	5,412.82	24,014.97	32,471.03	0.00	32,471.03	57.49
	R02 Sub Totals:	56,486.00	5,412.82	24,014.97	32,471.03	0.00	32,471.03	57.49
R03	INTER-GOVERNMENTAL							
800-800-4850-800	TDD Road Mtce Contract	0.00	0.00	0.00	0.00	0.00	0.00	0.00

Account Number	Description	Budget Amount	Period Amount	YTD Amount	YTD Var	Encumbered Amount	Available	% Available
	R03 Sub Totals:	0.00	0.00	0.00	0.00	0.00	0.00	0.00
R06	REVENUE FROM USE OF ASSET							
800-800-4700-800	Interest Earned-Street Fund	70,321.00	8,032.91	39,873.52	30,447.48	0.00	30,447.48	43.30
800-800-4820-800	Street Sale of Property	0.00	0.00	6,142.50	-6,142.50	0.00	-6,142.50	0.00
	R06 Sub Totals:	70,321.00	8,032.91	46,016.02	24,304.98	0.00	24,304.98	34.56
R07	OTHER INCOME							
800-800-4800-800	Street Department Misc.	0.00	0.00	3,688.05	-3,688.05	0.00	-3,688.05	0.00
	R07 Sub Totals:	0.00	0.00	3,688.05	-3,688.05	0.00	-3,688.05	0.00
	Revenue Sub Totals:	1,638,941.00	188,795.63	916,006.20	722,934.80	0.00	722,934.80	44.11
E10	PERSONNEL							
800-800-5010-800	Street Salaries	429,504.00	26,803.18	149,869.89	279,634.11	0.00	279,634.11	65.11
800-800-5020-800	Street Overtime	18,000.00	6,084.15	11,964.49	6,035.51	0.00	6,035.51	33.53
800-800-5030-800	Street Part Time	12,000.00	0.00	0.00	12,000.00	0.00	12,000.00	100.00
800-800-5070-800	Availability Allowance	1,440.00	105.48	504.93	935.07	0.00	935.07	64.94
800-800-5170-800	Street Social Security	34,847.00	2,316.52	11,894.20	22,952.80	0.00	22,952.80	65.87
800-800-5180-800	Street Retirement	54,995.00	3,839.16	19,659.67	35,335.33	0.00	35,335.33	64.25
800-800-5190-800	Street Health Insurance	82,995.00	5,327.27	27,835.92	55,159.08	0.00	55,159.08	66.46
800-800-5210-800	Street Workers Compensation	19,952.00	0.00	0.00	19,952.00	0.00	19,952.00	100.00
800-800-5360-800	Street Member/Training/Travel	2,300.00	0.00	1,181.56	1,118.44	0.00	1,118.44	48.63
800-800-5380-800	Street Uniforms	5,240.00	0.00	3,243.99	1,996.01	0.00	1,996.01	38.09
	E10 Sub Totals:	661,273.00	44,475.76	226,154.65	435,118.35	0.00	435,118.35	65.80
E20	OPERATING COSTS							
800-800-5260-360	Street TIF Professional Srvc	0.00	0.00	0.00	0.00	0.00	0.00	0.00
800-800-5260-800	Street Professional Services	32,117.00	12,572.66	17,640.27	14,476.73	0.00	14,476.73	45.07
800-800-5300-800	Street Insurance & Bonds	7,535.00	0.00	0.00	7,535.00	0.00	7,535.00	100.00
800-800-5320-800	Street Facility Maintenance	10,000.00	0.00	5.59	9,994.41	1,337.50	8,656.91	86.57
800-800-5330-800	Street Equipment Maintenance	52,500.00	2,033.07	38,079.42	14,420.58	16,741.85	-2,321.27	0.00
800-800-5330-800	Street Fuels/Lubricants	42,000.00	923.50	8,604.90	33,395.10	0.00	33,395.10	79.51
800-800-5580-800	Street Maintenance Materials	80,000.00	2,241.74	11,986.61	68,013.39	0.00	68,013.39	85.02
800-800-5590-800	Street General Supplies	3,675.00	25.29	894.40	2,780.60	0.00	2,780.60	75.66
800-800-5600-800	Street Signs and Markings	31,500.00	2,213.68	4,381.63	27,118.37	5,041.22	22,077.15	70.09
800-800-5700-800	Street Computers, Software	3,656.00	0.00	0.00	3,656.00	0.00	3,656.00	100.00
800-800-6300-800	Street Electricity	23,294.00	295.79	1,362.55	21,931.45	0.00	21,931.45	94.15
800-800-6310-800	Street Heating Fuels	3,000.00	597.08	1,327.21	1,672.79	0.00	1,672.79	55.76
800-800-6340-800	Street Lights	245,429.00	14,175.78	57,412.14	188,016.86	0.00	188,016.86	76.61
800-800-6350-800	Street Phones	5,564.00	419.24	1,870.95	3,693.05	0.00	3,693.05	66.37
800-800-6390-800	Street Minor Equipment	4,725.00	0.00	94.29	4,630.71	0.00	4,630.71	98.00

Account Number	Description	Budget Amount	Period Amount	YTD Amount	YTD Var	Encumbered Amount	Available	% Available
	E20 Sub Totals:	544,995.00	35,497.83	143,659.96	401,335.04	23,120.57	378,214.47	69.40
E30	CAPITAL OUTLAY							
800-800-5800-800	Street Contracts Street	600,000.00	0.00	23,784.47	576,215.53	0.00	576,215.53	96.04
800-800-6380-800	Lease Purchase Payments	0.00	0.00	0.00	0.00	0.00	0.00	0.00
	E30 Sub Totals:	600,000.00	0.00	23,784.47	576,215.53	0.00	576,215.53	96.04
	Expense Sub Totals:	1,806,268.00	79,973.59	393,599.08	1,412,668.92	23,120.57	1,389,548.35	76.93
	Dept 800 Sub Totals:	167,327.00	-108,822.04	-522,407.12	689,734.12	23,120.57		
	Fund Revenue Sub Totals:	1,638,941.00	188,795.63	916,006.20	722,934.80	0.00	722,934.80	44.11
	Fund Expense Sub Totals:	2,642,428.00	80,445.26	619,001.93	2,023,426.07	23,120.57	2,000,305.50	75.70
	Fund 800 Sub Totals:	1,003,487.00	-108,350.37	-297,004.27	1,300,491.27	23,120.57		
Fund 833	Transportation Development							
Dept 833-833								
R03	INTER-GOVERNMENTAL							
833-833-4851-833	TDD Road Mtce Agreement	0.00	0.00	0.00	0.00	0.00	0.00	0.00
	R03 Sub Totals:	0.00	0.00	0.00	0.00	0.00	0.00	0.00
R06	REVENUE FROM USE OF ASSET							
833-833-4700-833	Interest Earned-TDD Mtce	0.00	1.45	8.17	-8.17	0.00	-8.17	0.00
	R06 Sub Totals:	0.00	1.45	8.17	-8.17	0.00	-8.17	0.00
	Revenue Sub Totals:	0.00	1.45	8.17	-8.17	0.00	-8.17	0.00
E20	OPERATING COSTS							
833-833-5320-833	TDD Street Maintenance	0.00	0.00	0.00	0.00	0.00	0.00	0.00
	E20 Sub Totals:	0.00	0.00	0.00	0.00	0.00	0.00	0.00
	Expense Sub Totals:	0.00	0.00	0.00	0.00	0.00	0.00	0.00
	Dept 833 Sub Totals:	0.00	-1.45	-8.17	8.17	0.00		
	Fund Revenue Sub Totals:	0.00	1.45	8.17	-8.17	0.00	-8.17	0.00
	Fund Expense Sub Totals:	0.00	0.00	0.00	0.00	0.00	0.00	0.00

Account Number	Description	Budget Amount	Period Amount	YTD Amount	YTD Var	Encumbered Amount	Available	% Available
	Fund 833 Sub Totals:	0.00	-1.45	-8.17	8.17	0.00		
Fund 900	Street/Bridge Sales Tax							
Dept 900-000	Non-Departmental							
E55	DEBT SERVICE - PRINCIPLE							
900-000-3273-000	Transfer to 2013 SpObl Bond	0.00	0.00	0.00	0.00	0.00	0.00	0.00
	E55 Sub Totals:	0.00	0.00	0.00	0.00	0.00	0.00	0.00
E90	TRANSFERS OUT							
900-000-3221-000	Transfer to 2021 Series DS	240,105.00	0.00	0.00	240,105.00	0.00	240,105.00	100.00
	E90 Sub Totals:	240,105.00	0.00	0.00	240,105.00	0.00	240,105.00	100.00
	Expense Sub Totals:	240,105.00	0.00	0.00	240,105.00	0.00	240,105.00	100.00
	Dept 000 Sub Totals:	240,105.00	0.00	0.00	240,105.00	0.00		
Dept 900-900	TAXES							
R01	Street/Bridge Sales Tax	339,502.00	37,663.17	179,045.37	160,456.63	0.00	160,456.63	47.26
900-900-4030-900								
	R01 Sub Totals:	339,502.00	37,663.17	179,045.37	160,456.63	0.00	160,456.63	47.26
R06	REVENUE FROM USE OF ASSET							
900-900-4700-900	Interest Earned-Street Bridge	20,000.00	3,991.88	21,511.14	-1,511.14	0.00	-1,511.14	0.00
	R06 Sub Totals:	20,000.00	3,991.88	21,511.14	-1,511.14	0.00	-1,511.14	0.00
	Revenue Sub Totals:	359,502.00	41,655.05	200,556.51	158,945.49	0.00	158,945.49	44.21
E30	CAPITAL OUTLAY							
900-900-5800-900	Street/Bridge Contract	1,000,000.00	3,337.56	20,222.66	979,777.34	907,083.86	72,693.48	7.27
	E30 Sub Totals:	1,000,000.00	3,337.56	20,222.66	979,777.34	907,083.86	72,693.48	7.27
	Expense Sub Totals:	1,000,000.00	3,337.56	20,222.66	979,777.34	907,083.86	72,693.48	7.27
	Dept 900 Sub Totals:	640,498.00	-38,317.49	-180,333.85	820,831.85	907,083.86		
	Fund Revenue Sub Totals:	359,502.00	41,655.05	200,556.51	158,945.49	0.00	158,945.49	44.21
	Fund Expense Sub Totals:	1,240,105.00	3,337.56	20,222.66	1,219,882.34	907,083.86	312,798.48	25.22
	Fund 900 Sub Totals:	880,603.00	-38,317.49	-180,333.85	1,060,936.85	907,083.86		

Account Number	Description	Budget Amount	Period Amount	YTD Amount	YTD Var	Encumbered Amount	Available	% Available
	Revenue Totals:	48,062,328.00	3,111,941.44	19,714,914.30	28,347,413.70	0.00	28,347,413.70	58.98
	Expense Totals:	54,759,728.00	2,667,369.09	17,302,523.13	37,457,204.87	22,699,640.63	14,757,564.24	26.95
	Report Totals:	6,697,400.00	-444,572.35	-2,412,391.17	9,109,791.17	22,699,640.63		

General Ledger  
Fund Balance

28-Feb-26

		<b>FY2026</b>			
<b>Sort Level</b>	<b>Description</b>	<b>Fund Balance</b>	<b>Revenue</b>	<b>Expense</b>	<b>Total</b>
		<b>Beg Bal</b>	<b>End Bal</b>	<b>End Bal</b>	<b>End Bal</b>
100	General Fund	\$ 11,875,131.41	\$ 4,504,705.45	\$ 5,495,050.06	\$ 10,884,786.80
120	Police Grants	\$ 9,788.49	\$ 11,870.55	\$ 13,422.91	\$ 8,236.13
124	Shop With a Cop	\$ 7,615.34	\$ 18,714.06	\$ 22,069.24	\$ 4,260.16
126	D.A.R.E Program	\$ -	\$ -	\$ -	\$ -
130	Fire Sales Tax	\$ 967,093.06	\$ 1,081,009.70	\$ 1,151,876.49	\$ 896,226.27
131	SAFER	\$ -	\$ -	\$ -	\$ -
170	Drainage Sales Tax	\$ 1,242,043.54	\$ 252,307.91	\$ 189,403.56	\$ 1,304,947.89
175	Senior Center Sales Tax	\$ 396,686.52	\$ 95,353.98	\$ 55,542.33	\$ 436,498.17
180	Parks Sales Tax	\$ 1,346,810.62	\$ 460,894.61	\$ 445,571.12	\$ 1,362,134.11
195	Auditorium Sales Tax	\$ 1,402,236.30	\$ 307,157.05	\$ 87,151.55	\$ 1,622,241.80
205	Employee Payroll	\$ -	\$ -	\$ -	\$ -
212	2012 A&B	\$ -	\$ -	\$ -	\$ -
213	2013 Series Spc Obl Bond	\$ -	\$ -	\$ -	\$ -
214	2014 A&B Series	\$ -	\$ -	\$ -	\$ -
216	2016 Series COPs	\$ 308,326.63	\$ 1,166,981.43	\$ 1,166,981.43	\$ 308,326.63
221	2021 Special Obligation Bonds	\$ 528.86	\$ 5.63	\$ 636.00	\$ (101.51)
260	2006 A&B	\$ -	\$ -	\$ -	\$ -
270	2007 A&B	\$ -	\$ -	\$ -	\$ -
275	STAR Loan	\$ -	\$ -	\$ -	\$ -
280	2010 Series COP	\$ -	\$ -	\$ -	\$ -
290	Employee Insurance	\$ (55,366.47)	\$ 474,720.96	\$ 379,516.76	\$ 39,837.73
300	Economic Development Sales Tax	\$ 1,800,568.87	\$ 3,580,440.79	\$ 2,967,763.32	\$ 2,413,246.34
310	Hotel/Motel Tax	\$ 356,610.83	\$ 33,080.45	\$ 29,482.98	\$ 360,208.30
360	Tax Incremental Financing	\$ -	\$ -	\$ -	\$ -
450	Golf Course	\$ 712,614.95	\$ 1,438,578.30	\$ 1,425,436.10	\$ 725,757.15
500	Water/Wastewater	\$ 23,063,019.63	\$ 5,165,550.53	\$ 3,233,240.69	\$ 24,995,329.47
600	Transportation Grants	\$ -	\$ -	\$ -	\$ -
620	Community Development Grants	\$ -	\$ -	\$ -	\$ -
651	FEMA DR-1980	\$ -	\$ -	\$ -	\$ -
653	FEMA DR4250	\$ 25,573.84	\$ -	\$ -	\$ 25,573.84
654	FEMA DR-4317	\$ 30,027.40	\$ -	\$ -	\$ 30,027.40
680	CDBG Public Service Pass Through	\$ 100.00	\$ -	\$ -	\$ 100.00
700	Abbott Brothers Trust	\$ 53,367.04	\$ 6,916.19	\$ 154.00	\$ 60,129.23
710	Morse Park Trust	\$ 3,916.21	\$ 55.83	\$ -	\$ 3,972.04
800	Street Department Sales Tax	\$ 2,628,718.61	\$ 916,006.20	\$ 619,001.93	\$ 2,925,722.88
833	TDD Maintenance	\$ 482.42	\$ 8.17	\$ -	\$ 490.59
900	Street/Bridge Sales Tax	\$ 1,240,869.20	\$ 200,556.51	\$ 20,222.66	\$ 1,421,203.05
<b>Grand Total</b>		<b>\$ 47,416,763.30</b>	<b>\$ 19,714,914.30</b>	<b>\$ (17,302,523.13)</b>	<b>\$ 49,829,154.47</b>

**City of Neosho**  
**Bank Reconciliation - Investment Account**  
**February 28, 2026**

**Bank:**

Bank Balance	\$ 30,202,072.56
Credit Cards Online Deposit outstanding	6,564.16
Deposit Outstanding	14,405.90

Reconciled Bank Balance \$ 30,223,042.62

**Book:**

100-000-1200-000	General Fund Investment Acct	\$ 5,941,161.62
100-000-1202-000	Public Safety Sales Tax	\$ 2,076,604.92
100-000-1203-000	Cleaning Deposit Investmt Acct	\$ 2,362.98
100-000-1204-000	LO.O.F. Trust	\$ 194,338.36
100-000-1215-000	ARPA Investment Account	\$ 1,262,870.30
100-000-1218-000	City Hall Donated Funds	\$ 287.19
100-000-1219-000	Donated Rewards	\$ -
100-000-1220-000	Confiscated Cash	\$ 14,467.42
100-000-1224-000	LO.O.F. Cemetery	\$ (457,493.15)
120-000-1200-000	Law Enforcement Investmt Acct	\$ 8,236.13
124-000-1200-000	Shop With a Cop Investmnt Acct	\$ (405.13)
124-000-1202-000	Halloween Bash Investment Acct	\$ 4,665.29
126-000-1200-000	D.A.R.E. Investment Account	\$ -
130-000-1200-000	Fire Dept Investment Account	\$ 760,296.43
170-000-1200-000	Drainage Investment Account	\$ 2,407,992.44
170-000-1204-000	Project Grant - Lime Kiln Dam	\$ 29,967.32
175-000-1200-000	Senior Center Investment Acct	\$ 398,020.70
175-000-1208-000	Senior Center Maintenance Reserve	\$ -
180-000-1200-000	Parks Investment Account	\$ 1,017,447.00
180-000-1205-000	SkatePark Donations	\$ -
180-000-1206-000	Park Fund Investmt Acct	\$ -
195-000-1200-000	Auditorium Investment Account	\$ 1,507,386.23
212-000-1200-000	2012 A&B Investment Account	\$ -
213-000-1200-000	2013 INVESTMENT ACCOUNT	\$ -
213-000-1234-000	2013 Reserved Cash	\$ -
214-000-1200-000	2014 Series Investment Account	\$ -
216-000-1200-000	2016 Series Investment Account	\$ (625.00)
221-000-1200-000	2021 Series Investment Account	\$ (101.51)
260-000-1200-000	2006 Bond Investment Account	\$ -
270-000-1200-000	2007 Bond Investment Account	\$ -
275-000-1200-000	STAR LOAN Investment Account	\$ -
280-000-1200-000	2010 Investment Account	\$ -
290-000-1200-000	Employee Ins. Investment Acct	\$ 43,491.14
300-000-1200-000	Economic Devel Investment Acct	\$ 506,142.11
310-000-1200-000	Hotel/Motel Investment Account	\$ 345,208.30
310-000-1233-000	Investment Acct Motel Tax	\$ -
360-000-1200-000	TIF Sales Tax Investment Acct	\$ -
360-000-1201-000	TIF Real Estate Investmt Acct	\$ -
450-000-1200-000	Golf Course Investment Account	\$ 180,560.60
450-000-1205-000	Golf Course Advertising	\$ 13,388.06
450-000-1209-000	Golf Course Replacement Reserve	\$ 89,478.55
500-000-1200-000	Water/WW Investment Acct	\$ (158,920.19)
500-000-1206-000	Slip Lining Reserve	\$ 373,424.75
500-000-1207-000	Invest Acct Meter Deposit	\$ 64,646.54
500-000-1208-000	Main Replacement	\$ 1,147,390.26
500-000-1209-000	Meter Replacement Reserve	\$ 640,144.70
500-000-1210-000	Wastewater Rplcmt Reserve	\$ 3,537,332.26
500-000-1214-000	Water Replacement Reserve	\$ 3,898,441.66
500-000-1269-000	Inv Acct Sewer Dist.#17	\$ -
600-000-1200-000	Pedestrian Trail Investmt Acct	\$ -
620-000-1200-000	Community Devel. Investmt Acct	\$ -
650-000-1200-000	FEMA DR-1961 Investment Acct	\$ -
651-000-1200-000	FEMA DR-1980 Investment Acct	\$ -
652-000-1200-000	Inv Acct Joplin Disaster	\$ -
653-000-1200-000	FEMA DR 4250 Investment	\$ 25,573.84
654-000-1200-000	FEMA DR 4317 Investment	\$ 30,027.40
680-000-1200-000	CDBG Public Srvc Pass Through	\$ 100.00
700-000-1200-000	Abbott Brothers Investment Acct	\$ 60,129.23
710-000-1200-000	Morse Park Fund Investmnt Acct	\$ 3,972.04
800-000-1200-000	Street Fund Investment Account	\$ 2,723,010.09
833-000-1200-000	TDD Maintenance	\$ 490.59
900-000-1200-000	Street/Bridge Fd Investmt Acct	\$ 1,353,174.18
		<u>30,044,685.65</u>

**Reconciling Items to be JE'd:**

Sweep Interest on GL Dec at Bank Jan	-4.41
Court Interest on GL Dec at bank Jan	-141.6
9 month CD interest recorded for FY2025 in bank not on GL	178,502.98

\$ 30,223,042.62  
\$ -

**City of Neosho**  
**Bank Reconciliation - Master Account**  
**February 28, 2026**

**Bank:**

Bank Balance	\$ 533,432.80
O/S Springbrook Checks	(440,806.20)

Reconciled Bank Balance	\$ 92,626.60
-------------------------	--------------

**Book:**

**Description**

100-000-1000-000	General Fund Master Account	\$ 84,037.90
120-000-1000-000	Law Enforcement Master Account	\$ -
124-000-1000-000	Shop With a Cop Master Account	\$ -
126-000-1000-000	D.A.R.E Master Account	\$ -
130-000-1000-000	Fire Dept Master Account	\$ -
170-000-1000-000	Drainage Master Account	\$ -
175-000-1000-000	Senior Center Master Account	\$ -
180-000-1000-000	Parks Master Account	\$ -
195-000-1000-000	Auditorium Master Account	\$ -
205-000-1000-000	Payroll Master Account	\$ -
212-000-1000-000	2012 A&B Master Account	\$ -
213-000-1000-000	2013 SERIES MASTER ACCOUNT	\$ -
214-000-1000-000	2014 Series Master Account	\$ -
216-000-1000-000	2016 Series Master Account	\$ -
221-000-1000-000	221 Series Master Account	\$ -
230-000-1000-000	2003 COP Master Account	\$ -
260-000-1000-000	2006 A&B Master Account	\$ -
270-000-1000-000	2007 A&B Master Account	\$ -
275-000-1000-000	STAR LOAN Master Account	\$ -
280-000-1000-000	2010 Master Account	\$ -
290-000-1000-000	Employee Insurance Master Acct	\$ -
300-000-1000-000	Economic Develop. Master Acct	\$ -
310-000-1000-000	Hotel/Motel Master Account	\$ -
360-000-1000-000	TIF Master Account	\$ -
450-000-1000-000	Golf Course Master Account	\$ -
500-000-1000-000	Water/Wastewater Master Acct	\$ -
620-000-1000-000	Community Develop. Master Acct	\$ -
650-000-1000-000	FEMA DR-1961 Master Account	\$ -
651-000-1000-000	FEMA DR-1980 Master Account	\$ -
652-000-1000-000	Cash in Bank/Joplin Disaster	\$ -
653-000-1000-000	FEMA DR4250	\$ -
680-000-1000-000	CDBG Public Srvc Pass Through	\$ -
700-000-1000-000	Abbott Brothers Master Account	\$ -
710-000-1000-000	Morse Park Fund Master Account	\$ -
800-000-1000-000	Street Fund Master Account	\$ -
900-000-1000-000	Street /Bridge Fd Master Acct	\$ -
		\$ 84,037.90

**Reconciling Items to be JE'd:**

ACH check run deposit 2/27 withdrawal March	8,588.70
---	----------

Reconciled Book Balance	\$ 92,626.60
	\$ -

**City of Neosho**  
**Bank Reconciliation - Sweep Account**  
**February 28, 2026**

**Bank:**

Bank Balance	\$ 1,504.41
O/S Springbrook Checks	-

Reconciled Bank Balance	\$ 1,504.41
-------------------------	-------------

**Book:**

<b>Description</b>		
100-000-1006-000	General Fund Master Account	\$ 1,500.00
120-000-1006-000	Law Enforcement Master Account	\$ -
124-000-1006-000	Shop With a Cop Master Account	\$ -
126-000-1006-000	D.A.R.E Master Account	\$ -
130-000-1006-000	Fire Dept Master Account	\$ -
170-000-1006-000	Drainage Master Account	\$ -
175-000-1006-000	Senior Center Master Account	\$ -
180-000-1006-000	Parks Master Account	\$ -
195-000-1006-000	Auditorium Master Account	\$ -
205-000-1006-000	Payroll Master Account	\$ -
212-000-1006-000	2012 A&B Master Account	\$ -
213-000-1006-000	2013 SERIES MASTER ACCOUNT	\$ -
214-000-1006-000	2014 Series Master Account	\$ -
216-000-1006-000	2016 Series Master Account	\$ -
230-000-1006-000	2003 COP Master Account	\$ -
260-000-1006-000	2006 A&B Master Account	\$ -
270-000-1006-000	2007 A&B Master Account	\$ -
275-000-1006-000	STAR LOAN Master Account	\$ -
280-000-1006-000	2010 Master Account	\$ -
290-000-1006-000	Employee Insurance Master Acct	\$ -
300-000-1006-000	Economic Develop. Master Acct	\$ -
310-000-1006-000	Hotel/Motel Master Account	\$ -
360-000-1006-000	TIF Master Account	\$ -
450-000-1006-000	Golf Course Master Account	\$ -
500-000-1006-000	Water/Wastewater Master Acct	\$ -
620-000-1006-000	Community Develop. Master Acct	\$ -
650-000-1006-000	FEMA DR-1961 Master Account	\$ -
651-000-1006-000	FEMA DR-1980 Master Account	\$ -
652-000-1006-000	Cash in Bank/Joplin Disaster	\$ -
653-000-1006-000	FEMA DR4250	\$ -
680-000-1006-000	CDBG Public Srvc Pass Through	\$ -
700-000-1006-000	Abbott Brothers Master Account	\$ -
710-000-1006-000	Morse Park Fund Master Account	\$ -
800-000-1006-000	Street Fund Master Account	\$ -
900-000-1006-000	Street /Bridge Fd Master Acct	\$ -
		\$ 1,500.00

**Reconciling Items to be JE'd:**

Interest transferred to Investment	4.41
------------------------------------	------

Reconciled Book Balance	\$ 1,504.41
	\$ -

**City of Neosho**  
**Bank Reconciliation - CDBG Account**  
**February 28, 2026**

**Bank:**

Bank Balance	\$	100.00
O/S Springbrook Checks		-

Reconciled Bank Balance	\$	100.00
-------------------------	----	--------

**Book:**

**Description**

100-000-1200-000	General Fund Master Account	\$	-
120-000-1200-000	Law Enforcement Master Account	\$	-
124-000-1200-000	Shop With a Cop Master Account	\$	-
126-000-1200-000	D.A.R.E Master Account	\$	-
130-000-1200-000	Fire Dept Master Account	\$	-
170-000-1200-000	Drainage Master Account	\$	-
175-000-1200-000	Senior Center Master Account	\$	-
180-000-1200-000	Parks Master Account	\$	-
195-000-1200-000	Auditorium Master Account	\$	-
205-000-1200-000	Payroll Master Account	\$	-
212-000-1200-000	2012 A&B Master Account	\$	-
213-000-1200-000	2013 SERIES MASTER ACCOUNT	\$	-
214-000-1200-000	2014 Series Master Account	\$	-
216-000-1200-000	2016 Series Master Account	\$	-
230-000-1200-000	2003 COP Master Account	\$	-
260-000-1200-000	2006 A&B Master Account	\$	-
270-000-1200-000	2007 A&B Master Account	\$	-
275-000-1200-000	STAR LOAN Master Account	\$	-
280-000-1200-000	2010 Master Account	\$	-
290-000-1200-000	Employee Insurance Master Acct	\$	-
300-000-1200-000	Economic Develop. Master Acct	\$	-
310-000-1200-000	Hotel/Motel Master Account	\$	-
360-000-1200-000	TIF Master Account	\$	-
450-000-1200-000	Golf Course Master Account	\$	-
500-000-1200-000	Water/Wastewater Master Acct	\$	-
620-000-1200-000	Community Develop. Master Acct	\$	-
650-000-1200-000	FEMA DR-1961 Master Account	\$	-
651-000-1200-000	FEMA DR-1980 Master Account	\$	-
652-000-1200-000	Cash in Bank/Joplin Disaster	\$	-
653-000-1200-000	FEMA DR4250	\$	-
680-000-1200-000	CDBG Public Srvc Pass Through	\$	100.00
700-000-1200-000	Abbott Brothers Master Account	\$	-
710-000-1200-000	Morse Park Fund Master Account	\$	-
800-000-1200-000	Street Fund Master Account	\$	-
900-000-1200-000	Street /Bridge Fd Master Acct	\$	-
		\$	100.00

**Reconciling Items to be JE'd:**

Reconciled Book Balance	\$	100.00
	\$	-

**Neosho Missouri  
FY2026  
1% Sales Tax**

<b>Actual Receipts</b>											<b>Monthly</b>	2026 Budget spread by monthly %	2026 Over Budget spread by month	% over budget	
	2018	2019	2020	2021	2022	2023	2024	2025	5-year average	% of total by month	2026	<b>Prior Year Variance</b>			
October	241,154.11	205,450.02	200,098.22	252,460.45	264,246.26	328,442.20	289,445.33	282,249.34	283,368.72	0.0843	304,900.85	8.03%	\$ 260,538.87	44,361.98	17.03%
November	136,246.10	174,574.42	197,348.99	200,595.68	223,225.32	265,866.85	248,169.55	291,875.42	245,946.56	0.0731	285,473.45	-2.19%	\$ 226,131.67	59,341.78	26.24%
December	339,372.44	247,392.70	246,336.05	255,475.37	320,126.32	302,981.64	327,500.84	286,765.88	298,570.01	0.0888	278,349.85	-2.93%	\$ 274,515.46	3,834.39	1.40%
January	181,031.76	216,176.63	204,922.27	236,665.21	237,570.16	287,789.83	285,823.50	261,716.75	261,913.09	0.0779	306,643.88	17.17%	\$ 240,811.83	65,832.05	27.34%
February	213,205.12	203,866.93	199,943.60	223,476.02	283,084.82	290,446.37	308,052.90	305,798.24	282,171.67	0.0839	322,872.53	5.58%	\$ 259,438.26	63,434.27	24.45%
March	250,967.28	232,500.36	238,268.25	275,232.88	253,663.21	297,908.97	262,177.71	288,133.82	275,423.32	0.0819	299,737.52	4.03%	\$ 253,233.60	46,503.92	18.36%
April	216,692.24	224,656.56	199,984.02	237,300.95	293,962.98	281,370.48	244,178.99	258,647.89	263,092.26	0.0782			\$ 241,896.00	#VALUE!	#VALUE!
May	178,914.46	179,121.54	217,581.84	237,596.24	221,055.27	252,687.93	294,328.49	271,173.87	255,368.36	0.0759			\$ 234,794.39	#VALUE!	#VALUE!
June	228,358.33	259,248.80	268,797.66	294,359.65	326,564.32	317,144.28	284,673.29	323,752.16	309,298.74	0.0920			\$ 284,379.82	#VALUE!	#VALUE!
July	279,145.77	233,659.87	268,813.00	292,695.15	299,495.24	306,179.44	297,454.40	309,727.80	301,110.41	0.0895			\$ 276,851.18	#VALUE!	#VALUE!
August	183,401.59	194,290.39	246,460.63	231,497.94	307,340.82	300,176.39	276,751.20	291,112.95	281,375.86	0.0837			\$ 258,706.57	#VALUE!	#VALUE!
September	242,345.46	274,150.41	290,573.71	288,073.89	313,946.85	310,468.00	305,515.30	310,932.84	305,787.38	0.0909			\$ 281,151.35	#VALUE!	#VALUE!
	<b>\$ 2,690,834.66</b>	<b>\$ 2,645,088.63</b>	<b>\$ 2,779,128.24</b>	<b>\$ 3,025,429.43</b>	<b>\$ 3,344,281.57</b>	<b>\$ 3,541,462.38</b>	<b>\$ 3,424,071.50</b>	<b>\$ 3,481,886.96</b>	<b>\$ 3,363,426.37</b>	100.00%	<b>\$ 1,797,978.08</b>		<b>\$ 3,092,449.00</b>		
<b>YTD Variance</b>	<b>8.41%</b>	<b>-1.70%</b>	<b>5.07%</b>	<b>8.86%</b>	<b>10.54%</b>	<b>5.90%</b>	<b>-3.31%</b>	<b>1.69%</b>			<b>4.74%</b>		<b>\$ 3,092,449.00</b>	<b>-41.86%</b>	
													Budget YTD ↑		
														-41.86%	<b>18.70%</b>
													YTD Budg Var ↑		

**Neosho Missouri**  
**FY2026**  
**1% Sales Tax**

	2018	2019	2020	2021	2022	2023	2024	2025	2026	% Over/(Under) Prior Year	2026 Budget/12 Mo.	% Over/(Under) 2026 Budget
October	241,154.11	205,450.02	200,098.22	252,460.45	264,246.26	328,442.20	289,445.33	282,249.34	304,900.85	8.03%	257,704.08	18.31%
November	136,246.10	174,574.42	197,348.99	200,595.68	223,225.32	265,866.85	248,169.55	291,875.42	285,473.45	-2.19%	257,704.08	10.78%
December	339,372.44	247,392.70	246,336.05	255,475.37	320,126.32	302,981.64	327,500.84	286,765.88	278,349.85	-2.93%	257,704.08	8.01%
January	181,031.76	216,176.63	204,922.27	236,665.21	237,570.16	287,789.83	285,823.50	261,716.75	306,643.88	17.17%	257,704.08	18.99%
February	213,205.12	203,866.93	199,943.60	223,476.02	283,084.82	290,446.37	308,052.90	305,798.24	322,872.53	5.58%	257,704.08	25.29%
March	250,967.28	232,500.36	238,268.25	275,232.88	253,663.21	297,908.97	262,177.71	288,133.82	299,737.52	4.03%	257,704.08	16.31%
April	216,692.24	224,656.56	199,984.02	237,300.95	293,962.98	281,370.48	244,178.99	258,647.89			257,704.08	
May	178,914.46	179,121.54	217,581.84	237,596.24	221,055.27	252,687.93	294,328.49	271,173.87			257,704.08	
June	228,358.33	259,248.80	268,797.66	294,359.65	326,564.32	317,144.28	284,673.29	323,752.16			257,704.08	
July	279,145.77	233,659.87	268,813.00	292,695.15	299,495.24	306,179.44	297,454.40	309,727.80			257,704.08	
August	183,401.59	194,290.39	246,460.63	231,497.94	307,340.82	300,176.39	276,751.20	291,112.95			257,704.08	
September	242,345.46	274,150.41	290,573.71	288,073.89	313,946.85	310,468.00	305,515.30	310,932.84			257,704.08	
	<u>\$ 2,690,834.66</u>	<u>\$ 2,645,088.63</u>	<u>\$ 2,779,128.24</u>	<u>\$ 3,025,429.43</u>	<u>\$ 3,344,281.57</u>	<u>\$ 3,541,462.38</u>	<u>\$ 3,424,071.50</u>	<u>\$ 3,481,886.96</u>	<u>\$ 1,797,978.08</u>		<u>\$ 3,092,449.00</u>	<u>-41.86%</u>
<b>YTD Variance</b>	8.41%	-1.70%	5.07%	8.86%	10.54%	5.90%	-3.31%	1.69%	4.74%			

**Neosho Missouri  
FY2026  
1/2% Public Safety Sales Tax**

	Receipts 2021	Receipts 2022	Receipts 2023	Receipts 2024	Receipts 2025	Receipts 2026	% Over/(Under) Prior Year	2026 Budget/12 Mo.	% Over/(Under) 2026 Budget
October	-	128,640.50	150,673.37	134,535.71	135,651.77	146,346.70	7.88%	128,852.08	13.58%
November	7,491.76	110,632.28	131,040.90	118,733.54	136,331.36	134,753.21	-1.16%	128,852.08	4.58%
December	100,134.22	153,574.02	145,852.28	154,253.84	135,936.76	137,584.58	1.21%	128,852.08	6.78%
January	108,995.23	114,107.06	139,322.03	138,587.69	126,125.62	146,787.32	16.38%	128,852.08	13.92%
February	107,444.28	139,564.14	141,190.18	148,123.60	151,757.93	150,653.01	-0.73%	128,852.08	16.92%
March	131,322.49	118,450.88	137,180.76	127,754.42	128,700.11	142,637.71	10.83%	128,852.08	10.70%
April	104,230.71	134,424.40	136,240.22	117,341.73	120,976.18	-		128,852.08	-100.00%
May	117,689.02	108,276.43	117,587.34	137,650.78	127,606.07	-		128,852.08	-100.00%
June	146,068.03	159,824.52	152,586.80	139,505.99	149,214.26	-		128,852.08	-100.00%
July	136,400.20	141,861.49	146,668.42	138,845.19	148,815.47	-		128,852.08	-100.00%
August	116,259.78	143,452.74	145,399.16	130,894.40	139,336.22	-		128,852.08	-100.00%
September	138,586.81	151,978.14	150,701.09	144,128.44	147,836.75	-		128,852.08	-100.00%
	<u>\$ 1,214,622.53</u>	<u>\$ 1,604,786.60</u>	<u>\$ 1,694,442.55</u>	<u>\$ 1,630,355.33</u>	<u>\$ 1,648,288.50</u>	<u>\$ 858,762.53</u>		<u>\$ 1,546,225.00</u>	
<b>YTD Variance</b>	100.00%	32.12%	5.59%	-3.78%	1.10%	5.43%			

**City of Neosho  
FY2026  
Unaccounted for Water**

<u>Month</u>	<u>Pumped</u>	<u>City Usage</u>	<u>Billed</u>	<u>Flushed and leaks</u>	<u>Loss</u>	<u>Water Loss %</u>	<u>Public Works</u>
October	103,013,587	7,881,487	34,257,400	5,390,292	(55,484,408)	53.86%	0.55
November	99,747,654	6,840,748	34,219,100	12,758,642	(45,929,164)	46.05%	0.46
December	106,545,060	5,559,250	28,065,900	7,792,040	(65,127,870)	61.13%	0.61
January	110,892,770	6,873,622	33,137,800	6,480,721	(64,400,627)	58.07%	0.58
	<u>420,199,071</u>	<u>27,155,107</u>	<u>129,680,200</u>	<u>32,421,696</u>	<u>(230,942,068)</u>		
Billed	(129,680,200)						
Flushed/leaks	(32,421,696)						
City Usage	<u>(27,155,107)</u>						
Unaccounted for Gallons	230,942,068						
FY26 Unaccounted for Wate	<u>54.96%</u>						

2025	<u>53.88%</u>	
2024	<u>52.10%</u>	
2023	<u>53.49%</u>	
2022	<u>59.12%</u>	
2021	<u>61.43%</u>	
2020	<u>63.01%</u>	
2019	<u>61.52%</u>	
2018	<u>63.76%</u>	
2017	<u>61.48%</u>	58.73*
2016	<u>57.51%</u>	
2015	<u>59.55%</u>	
2014	<u>57.26%</u>	
2013	<u>62.00%</u>	
2012	<u>60.00%</u>	
2011	<u>54.00%</u>	

\* The Auditors had an error in their formula. It was reported as 61.48 but it should have been reported as 58.73