NOTICE OF OPEN MEETING

Posted 5:00 p.m. on Thursday, September 1, 2022
Notice is hereby given that the Neosho City Council will meet in regular session on
Tuesday, September 6th, 2022 at 7:00 p.m., in the Council Chambers at City Hall 203 East Main Street, Neosho, Missouri.

AGENDA
REGULAR SESSION
NEOSHO CITY COUNCIL

The agenda of this meeting includes:

OPENING PRAYER & PLEDGE OF ALLEGIANCE

CALL TO ORDER

ROLL CALL

APPROVAL OF AGENDA

CONSENT AGENDA

1. August 16, 2022 Open Session Council Minutes
2. Bill No. 2022-56: Conflict Of Interest For Municipal Officials
3. Bill No. 2022-58: Surplus City Property
4. Bill No. 2022-60: Major Enterprises, Inc. Billboard Marketing Agreement
5. Bill No. 2022-62: Anthem BCBS for Health, Dental and Vision Insurance
6. Bill No. 2022-63: Mutual Of Omaha For Life And Disability Insurance
7. Bill No. 2022-64: AllState for Accident, Cancer and Critical Illness Insurance

VISITOR'S BUSINESS

BIDS

1. 2023 Celebrate Neosho Fireworks
2. FY23 Bulk Rock Salt
3. FY23 Concrete
4. FY23 Bulk Rock
5. FY23 Asphalt

NEW BUSINESS

1. **Public Hearing for Bill No. 2022-59: FY23 Budget**
2. Bill No. 2022-59: FY23 Budget
3. Bill No. 2022-65: Amending Section 410.110 Final Plat
4. Bill No. 2022-66: Surplus Property-Senior Center, Auditorium and City Hall

5. Bill No. 2022-67: Amending Code 300.020 Golf Carts on City Streets
6. Resolution Bill No. 2022-12: Bank Signatories for Sweep Account
7. Resolution Bill No. 2022-13: CFDA Recreational Trails Grant
8. Private Stormwater Management Maintenance Agreement
9. Electric Vehicle Charging Stations
10. FY2023 Fuel RFP
11. Amendment to Electric Service Agreement with Liberty Utilities
12. Surplus of the 2003 Surrey Education Trailer

REPORT OF CITY OFFICERS

ADJOURN

Representatives of the news media may obtain copies of this notice by contacting Cheyenne Wright, City Clerk, 203 E. Main, Neosho, Missouri (417-451-8050). Meeting agenda posted in the Water Department located at 203 East Main Street, Neosho, MO and outside the City Council Chambers entrance also located at 203 East Main Street, Neosho, MO.

MINUTES
NEOSHO CITY COUNCIL
August 16, 2022 - 7:00 PM
Neosho Council Chambers
203 E. Main St., Neosho, MO

OPENING PRAYER & PLEDGE OF ALLEGIANCE

Jeremie Bridges gave the opening prayer and Mayor DeWitt led the Pledge of Allegiance.

CALL TO ORDER

Mayor DeWitt called the meeting to order at 7 p.m.

ROLL CALL

COUNCIL PRESENT:
Tyler DeWitt, Ashton Robinson, Richard Davidson, Charles Collinsworth, Carl Cobb, Julie Humphrey, Angela Thomas

COUNCIL ABSENT:
None were absent.

CITY OFFICERS PRESENT:
DAVID KENNEDY, CITY MANAGER; JORDAN PAUL, CITY ATTORNEY; CHEYENNE WRIGHT, CITY CLERK

APPROVAL OF AGENDA

Councilman Davidson made a motion to Approve the Agenda; Councilman Cobb seconded.

Roll call vote:
Yes: Carl Cobb, Angela Thomas, Charles Collinsworth, Julie Humphrey, Richard Davidson, Ashton Robinson, Tyler DeWitt
No: None
Abstain: None
Passed.

CONSENT AGENDA

Councilwoman Robinson made a motion to Consent the Agenda; Councilman Collinsworth seconded.
to include:
August 2, 2022 Budget Work Session Minutes
August 2, 2022 Council Meeting Open Session Minutes
July 19, 2022 Closed Session Meeting Minutes
Bill No. 2022-57: Adcomp Agreement for Payment Kiosk

Roll call vote:
Yes: Carl Cobb, Angela Thomas, Charles Collinsworth, Julie Humphrey, Richard Davidson, Ashton Robinson, Tyler DeWitt
No: None
Abstain: None
Passed.

PROCLAMATIONS

PROCLAMATION FOR K&S WIRE PRODUCTS INC.

Proclamation for K&S Wire, Inc. was read in its entirety by City Clerk Wright.

Proclamation
Office of the Mayor
City of Neosho

WHEREAS*, the Neosho City Council wishes to recognize the businesses and employers of our community; and*
WHEREAS*, K&S Wire Products Inc. recognizes the role of our employers' contribution to the area's growth and development, and their support of our economy; and*
WHEREAS*, K&S Wire Products Inc. has provided quality service in our community since 1995; and*
WHEREAS*, K&S Wire Products Inc. has seventy-three (73) employees who serve the citizens of Neosho; and*
WHEREAS*, K&S Wire Products Inc., operating from their location at 300 Nelson Avenue, continues to be a valued asset in the community of Neosho;*
WHEREFORE*, I, Tyler DeWitt, Mayor of the City of Neosho, Missouri do hereby proclaim on this 16th day of August, Two Thousand and Twenty-Two, K&S Wire Products Inc. as the Business/Employer of the Month for August 2022. We wish to recognize them for their commitment to quality and their involvement in the community. Thank you for being a part of our city.*

VISITOR'S BUSINESS

BEVERLY GRANGER - WATER LEAK COMPENSATION

Beverly Granger was present to speak to Council regarding a water leak that she felt was ultimately the City's fault. It was $3,200.00 to get this fixed. She is requesting $3,200.00 for cost of replacement.
Councilwoman Robinson asked if there were any pictures or invoices that she brought.
No, she did not bring them tonight, however she submitted those to the Water Department.
A discussion was held between Council, Beverly Granger, and Nate Siler.

BIDS

BENTON DOG PARK

City Manager Kennedy addressed the Council stating that bids were sent out to put a dog park at Benton Dog Park. After speaking with Kenny Balls of the Parks Department, staff felt this is not the best location. It came in at $20,000 for the dog park and a gazebo, which was an additional $7,000. Mr. Balls came up with a plan to put this in a location where there is a pavilion and bathroom already present. We request the Council to reject these bids and move the funds to next year's budget. We are looking at the south side of the bridge at Scenic

Park. We did not allow enough time for contractors to bid either.

Councilwoman Robinson made a motion to Reject the bid for the Benton Dog Park and moving these funds to the FY23 budget; Councilwoman Humphrey seconded.

Roll call vote:
Yes: Carl Cobb, Angela Thomas, Charles Collinsworth, Julie Humphrey, Richard Davidson, Ashton Robinson, Tyler DeWitt
No: None
Abstain: None
Passed.

NEW BUSINESS

PUBLIC HEARING FOR BILL NO. 2022-61 FY23 PROPERTY TAX

Public Hearing for Bill No. 2022-61 opened at: 7:36 p.m.

There was nobody present to speak.

Public Hearing for Bill No. 2022-61 closed at: 7:37 p.m.

BILL NO. 2022-61: FY23 PROPERTY TAX, UNDER EMERGENCY MEASURE 1ST, 2ND & 3RD READINGS

AN ORDINANCE OF THE CITY OF NEOSHO, MISSOURI, PROVIDING THE RATE OF TAXATION AND THE LEVY AND COLLECTION OF TAXES FOR REAL PROPERTY ASSESSMENT FOR THE FISCAL YEAR COMMENCING OCTOBER 1, 2022, UNDER EMERGENCY MEASURE.

Attorney Paul read Bill No. 2022-61 in title only.

Councilwoman Thomas made a motion to Approve and Discuss Bill No. 2022-61: FY23 Property Tax, under emergency measure; Councilman Cobb seconded.

City Clerk Wright explained that this bill is under emergency measure and due to this being an equal numbered year, the tax ceiling is set. The current property tax rate is 0.3523. The Council can reduce the tax but cannot increase it this year.

Roll call vote:
Yes: Carl Cobb, Angela Thomas, Charles Collinsworth, Julie Humphrey, Richard Davidson, Ashton Robinson, Tyler DeWitt
No: None
Abstain: None
Passed.

BILL NO. 2022-56: CONFLICT OF INTEREST FOR MUNICIPAL OFFICIALS

AN ORDINANCE OF THE CITY OF NEOSHO ESTABLISHING PROCEDURES TO REPORT

PERSONAL FINANCIAL DISCLOSURE STATEMENTS AND CONFLICTS OF INTEREST FOR CERTAIN MUNICIPAL OFFICIALS.

Attorney Paul read Bill No. 2022-56 in title only.

Councilman Collinsworth made a motion to Approve and Discuss Bill No. 2022-56: MEC Conflict of Interest; Councilwoman Humphrey seconded.

Attorney Paul stated to the Council that this is to comply with the Missouri Ethics Commission on reporting personal financial disclosure statements and conflicts of interest for certain municipal officials. This is done every year.

Roll call vote:
Yes: Carl Cobb, Angela Thomas, Charles Collinsworth, Julie Humphrey, Richard Davidson, Ashton Robinson, Tyler DeWitt
No: None
Abstain: None
Passed.

BILL NO. 2022-58: SURPLUS CITY PROPERTY

An Ordinance of the City of Neosho, Missouri declaring certain personal property as surplus; and authorizing the City Manager to execute the appropriate documents.

Attorney Paul read Bill No. 2022-56 in title only.Councilman Cobb made a motion to Approve and Discuss Bill No. 2022-58: Surplus City Property; Councilman Collinsworth seconded.

City Clerk Wright addressed the Council stating that this ordinance is to surplus items the city is no longer in use or need of. Staff plan to have a surplus auction the end of September.

Roll call vote:
Yes: Carl Cobb, Angela Thomas, Charles Collinsworth, Julie Humphrey, Richard Davidson, Ashton Robinson, Tyler DeWitt
No: None
Abstain: None
Passed.

BILL NO. 2022-60: MAJOR ENTERPRISES, INC. BILLBOARD MARKETING AGREEMENT

AN ORDINANCE authorizing the City of Neosho, Missouri, to enter into an Agreement with Major Ent., Inc., a Missouri Corporation, for the purpose of billboard marketing for the not to exceed price of Five Thousand Seven Hundred and 00/100 Dollars ($5,700.00); and authorizing the Mayor to execute the same by and on behalf of the City of Neosho.

Attorney Paul read Bill No. 2022-60 in title only.

Councilwoman Robinson made a motion to Approve and Discuss Bill No. 2022-60: Major Enterprises, Inc. Agreement; Councilwoman Humphrey seconded.

City Manager Kennedy stated that this is for the advertising billboards in Neosho for city events and marketing.

Roll call vote:
Yes: Carl Cobb, Angela Thomas, Charles Collinsworth, Julie Humphrey, Richard Davidson, Ashton Robinson, Tyler DeWitt
No: None
Abstain: None
Passed.

BILL NO. 2022-62: ANTHEM BCBS FOR HEALTH, DENTAL, AND VISION INSURANCE

AN ORDINANCE authorizing the City of Neosho, Missouri, to enter into an Agreement with Anthem Insurance Companies, Inc., an Indiana Corporation, for the purpose of offering group health, dental, and vision insurance; authorizing the City of Neosho to terminate an Agreement with Colonial Life & Accident Insurance Company, a South Carolina Corporation, for the purpose of offering group dental insurance; authorizing the City of Neosho to terminate an Agreement with UNUM Insurance Company, a Massachusetts Corporation, for the purpose of offering group vision insurance; and authorizing the Mayor to execute the foregoing by and on behalf of the City of Neosho.

Attorney Paul read Bill No. 2022-62 in title only.

Councilwoman Thomas made a motion to Approve and Discuss Bill No. 2022-62: Anthem BCBS Agreement; Councilwoman Robinson seconded.

Human Resources Director Muhic addressed the Council stating that the rates for Anthem Health, Dental and Vision will be staying the same.

Roll call vote:
Yes: Carl Cobb, Angela Thomas, Charles Collinsworth, Julie Humphrey, Richard Davidson, Ashton Robinson, Tyler DeWitt
No: None
Abstain: None
Passed.

BILL NO. 2022-63: MUTUAL OF OMAHA FOR LIFE AND DISABILITY INSURANCE

AN ORDINANCE authorizing the City of Neosho, Missouri, to enter into an Agreement with Mutual of Omaha Insurance Co., a Nebraska Corporation, for the purpose of offering group life and disability insurance; authorizing the City of Neosho to terminate an Agreement with Colonial Life & Accident Insurance Company, a South Carolina Corporation, for the purpose of offering group life insurance; and authorizing the Mayor to execute the foregoing by and on behalf of the City of Neosho.

Attorney Paul read Bill No. 2022-63 in title only.

Councilman Cobb made a motion to Approve and Discuss Bill No. 2022-63: Mutual of Omaha Agreement; Councilwoman Humphrey seconded.

Human Resources Director Muhic addressed the Council stating that Life and Disability Insurance will still be done through Mutual of Omaha and these rates are based off of age and salary.

Roll call vote:
Yes: Carl Cobb, Angela Thomas, Julie Humphrey, Richard Davidson, Ashton Robinson, Tyler DeWitt
No: None
Abstain: None
Passed.

BILL NO. 2022-64: ALLSTATE FOR ACCIDENT, CANCER, AND CRITICAL ILLNESS INSURANCE

AN ORDINANCE authorizing the City of Neosho, Missouri, to enter into an Agreement with Allstate Insurance Company, an Illinois Corporation, for the purpose of offering group accident, group cancer, and group critical illness insurance; authorizing the City of Neosho to terminate an Agreement with Colonial Life & Accident Insurance Company, a South Carolina Corporation, for the purpose of offering group accident, group cancer, and group critical illness insurance; and authorizing the Mayor to execute the foregoing by and on behalf of the City of Neosho.

Attorney Paul read Bill No. 2022-64 in title only.

Councilwoman Thomas made a motion to Approve and Discuss Bill No. 2022-64: AllState Agreement; Councilman Cobb seconded.

Human Resources Director Muhic addressed the Council stating that staff will be moving away from Colonial Life Insurance and back to AllState. Employees have expressed that they really liked AllState insurance and this will keep rates the same as employees have this year. Colonial Life was going to increase rates.

Roll call vote:
Yes: Carl Cobb, Angela Thomas, Charles Collinsworth, Julie Humphrey, Richard Davidson, Ashton Robinson, Tyler DeWitt
No: None
Abstain: None
Passed.

CITY BOARDS AND COMMISSIONS

Attorney Paul addressed the Council stating what the purpose is for this agenda item and to seek the Council's direction on getting the boards in line with each other. Staff would like to know if the council would like each board to be appointed by the Mayor or if all boards should be approved and voted on by the Council.

By a consensus of the council to have all boards appointed by the Council and have the Council seats voted on every year.

BICYCLE TRAIL DEVELOPMENT PHASE 2

Development Services Director Leavens addressed Council stating that the purpose of this agenda item is to

seek Council's direction on how to move forward with this project. Due to not enough documentation on the cost match of the walking bridge, the grant entity has stated that we would have to pay $60,000 in place of the bridge. Do we want to continue with this grant or drop back and reconsider?

City Manager Kennedy stated that due to the lack of documentation showing that federal funds were not used to purchase the grant, we have to pay our portion of what the bridge was supposed to be for our cost match.

$157,500 total project.
$64,000 would be our part of the project.

There are no grants right now that Richard Leavens can recommend.

City Manager Kennedy stated that he feels comfortable moving forward with this project because our funding right now is very good.

Councilwoman Robinson made a motion to Approve the Recommendation for $64,800; Councilwoman Humphrey seconded.

Roll call vote:
Yes: Carl Cobb, Angela Thomas, Charles Collinsworth, Julie Humphrey, Richard Davidson, Ashton Robinson, Tyler DeWitt
No: None
Abstain: None
Passed.

FIRST COMMUNITY BANK - NEW ACCOUNT

Finance Director Forest informed the Council that there have been many vendors requesting to pay the City via ACH transfers. This account would be a 'sweep account' and at the end of each day, the funds would be swept or moved into the investment account. However, if the bank account were to be compromised, then there would only be about $500 in this sweep account instead of what is in the investment. This is for cyber security.

Councilwoman Thomas made a motion to Approve Opening a Sweep Account ; Councilwoman Robinson seconded.

Roll call vote:
Yes: Carl Cobb, Angela Thomas, Charles Collinsworth, Julie Humphrey, Ashton Robinson, Tyler DeWitt
No: None
Abstain: Richard Davidson
Passed.
For the Record, Councilman Davidson stated that he abstained from the vote due to being on the board of this bank.

PARKS DIRECTOR POSITION

City Manager Kennedy addressed the Council stating that the purpose of this agenda item is to seek Council's approval of separating the Parks Manager and Golf Manager positions. This would require a budget amendment as these two positions are currently the Parks and Recreation Director.

City Manager Kennedy stated that the increase in revenue over the last couple years has been great at the golf course, however there needs to be more oversight.

Councilman Cobb made a motion to Approve the recommendation made by City Manager Kennedy; Councilwoman Robinson seconded.

Roll call vote:
Yes: Carl Cobb, Angela Thomas, Charles Collinsworth, Julie Humphrey, Richard Davidson, Ashton Robinson, Tyler DeWitt
No: None
Abstain: None
Passed.

BUDGET WORKSHOP HOTEL/MOTEL FUNDING APPROVALS

City Manager addressed the Council stating that revenues for the Hotel/Motel Tax is projected at $95,323
There have been $93,928 requests submitted by different entities for events around the City.
The typical items the city covers are as follows:
$15,000 for Fall Festival
$15,000 for Celebrate
$20,000 for Chamber of Commerce
There is a portion of this that goes to the billboard displays/advertising for $3,500.
$10,000 for the fireworks display and we increased that to $15,000 due to an increase in products.
$68,500 is currently where we are sitting at with these funds.

Crowder Rough Rider Rodeo $2000
Holiday Classic $7500
Disc Golf $3600
ArtCon $8898

The events board requested $7500 for the Holiday Classic.

Councilman Davidson asked if we should give $2000 for the sponsorship package that is advertised in the Holiday Classic. What is our $7,500 going for? The City knows what we are getting with the rodeo sponsorship and disc golf. However, there is not any indication of what the city is getting for the Holiday Classic.

Discussion was held amongst the Council.

Mayor DeWitt asked for an itemized list of where the City's money is going for the Holiday Classic.

Mayor Pro Tempore Davidson made a motion to Amend the Motion to Remove the Holiday Classic; Councilman Cobb seconded.

Roll call vote:
Yes: Carl Cobb, Angela Thomas, Charles Collinsworth, Julie Humphrey, Richard Davidson, Tyler DeWitt
No: Ashton Robinson
Abstain: None

Passed.

Councilman Davidson made a motion to Approve the Motion as Amended; Councilman Cobb seconded.

Roll call vote:
Yes: Carl Cobb, Angela Thomas, Charles Collinsworth, Julie Humphrey, Richard Davidson, Tyler DeWitt
No: Ashton Robinson
Abstain: None
Passed.

APPOINTMENTS AND VACANCIES

LETTER OF REAPPOINTMENT FROM DAN TICE FOR GOLF COURSE BOARD

Councilman Davidson made a motion to Approve the Letter of Reappointment from Dan Tice for the Golf Course; Councilman Collinsworth seconded.

Roll call vote:
Yes: Carl Cobb, Angela Thomas, Charles Collinsworth, Julie Humphrey, Richard Davidson, Ashton Robinson, Tyler DeWitt
No: None
Abstain: None
Passed.

LETTER OF REAPPOINTMENT FROM ANTHONY MILLER FOR PARKS AND RECREATION BOARD

Councilman Collinsworth made a motion to Approve the Letter of Reappointment from Anthony Miller for Parks and Recreation Board; Councilman Cobb seconded.

Roll call vote:
Yes: Carl Cobb, Angela Thomas, Charles Collinsworth, Julie Humphrey, Richard Davidson, Ashton Robinson, Tyler DeWitt
No: None
Abstain: None
Passed.

LETTER OF INTEREST FROM JENNIFER SMITH FOR THE PARKS AND RECREATION BOARD

Councilwoman Thomas made a motion to Approve the Appointment of Jennifer Smith to the Parks and Recreation Board; Councilwoman Humphrey seconded.

Roll call vote:
Yes: Carl Cobb, Angela Thomas, Charles Collinsworth, Julie Humphrey, Richard Davidson, Ashton Robinson, Tyler DeWitt
No: None
Abstain: None
Passed.

LETTER OF REAPPOINTMENT FROM DUDLEY ZERBEL FOR PLANNING AND ZONING COMMISSION

Councilman Collinsworth made a motion to Approve the Letter of Reappointment from Dudley Zerbel to the P&Z Commission; None seconded.

Roll call vote:
Yes: Carl Cobb, Angela Thomas, Charles Collinsworth, Julie Humphrey, Richard Davidson, Ashton Robinson, Tyler DeWitt
No: None
Abstain: None
Passed.

REPORT OF CITY OFFICERS

City Manager Kennedy stated that the Lime Kiln Project has begun and the Timber Ridge Sewer Improvements project is still in the clean up phase.

Kenny Balls updated the Council on the pool.

ADJOURN

There being no further business to come before the Council, Mayor DeWitt asked for a motion to adjourn.

Councilman Collinsworth made a motion to Adjourn; Councilwoman Robinson seconded.

Roll call vote:
Yes: Carl Cobb, Angela Thomas, Charles Collinsworth, Julie Humphrey, Richard Davidson, Ashton Robinson, Tyler DeWitt
No: None
Abstain: None
Passed.

Mayor DeWitt adjourned the August 16, 2022 Council Meeting at 9:09 p.m.

APPROVED	ATTEST
NEOSHO CITY COUNCIL	
_____	_____
Mayor	City Clerk

City of Neosho CITY COUNCIL AGENDA ITEM

REQUESTED COUNCIL MEETING DATE: August 16, 2022
ITEM: BILL NO. 2022-56: CONFLICT OF INTEREST FOR MUNICIPAL OFFICIALS

ORIGINATING DEPARTMENT: City Clerk
ATTACHMENT:
1. **Bill No. 2022-56 MEC Financial Disclosures**

PURPOSE:
TO COMPLY WITH THE MISSOURI ETHICS COMMISSION'S ENFORCEMENT OF SECTION 105.483 (11) RSMO, REQUIRING A BIENNIAL ORDINANCE, ORDER OR RESOLUTION ESTABLISHING AND MAKING PUBLIC THE CITY'S METHOD OF DISCLOSING POTENTIAL CONFLICTS OF INTEREST.

BACKGROUND:
THE CITY HAS AN OPERATING BUDGET OF OVER $1 MILLION DOLLARS; THEREFORE, CERTAIN INDIVIDUALS ARE REQUIRED TO SUBMIT A PERSONAL FINANCIAL DISCLOSURE FORM TO THE MISSOURI ETHICS COMMISSION.

RECOMMENDATION:
STAFF REQUESTS COUNCIL TO APPROVE BILL NO. 2022-56 FOR ORDINANCE NO. 327-2022 AND AUTHORIZE THE MAYOR TO SIGN THE ATTACHED ORDINANCE AFTER 1ST, 2ND, & 3RD READINGS.

AN ORDINANCE OF THE CITY OF NEOSHO ESTABLISHING PROCEDURES TO REPORT PERSONAL FINANCIAL DISCLOSURE STATEMENTS AND CONFLICTS OF INTEREST FOR CERTAIN MUNICIPAL OFFICIALS.

BE IT ORDAINED BY THE COUNCIL OF THE CITY OF NEOSHO, MISSOURI, AS FOLLOWS:

Section 1: Declaration of Policy. The proper operation of municipal government requires that public officials and employees be independent, impartial and responsible to the people; that government decisions and policy be made in the proper channels of the governmental structure; that public office not be used for personal gain; and that the public have confidence in the integrity of its government. In recognition of these goals, there is hereby established a procedure for disclosure by certain officials and employees of private financial or other interests in matters affecting the city.

Section 2: Conflicts of Interest. Any member of the city council who has a substantial personal or private interest, as defined by state law, in any bill shall disclose on the records of the city council the nature of his interest and shall disqualify himself from voting on any matters relating to this interest.

Section 3: Disclosure Reports. Each elected official, the chief administrative officer, the chief purchasing officer, and the general counsel (if employed full-time) shall disclose the following information by May 1, if any such transactions were engaged in during the previous calendar year:

a. For such person, and all persons within the first degree of consanguinity or affinity of such person, the date and the identities of the parties to each transaction with a total value in excess of five hundred dollars, if any, that such person had with the political subdivision, other than compensation received as an employee or payment of any tax, fee or penalty due to the political subdivision, and other than transfers for no consideration to the political subdivision; and

b. The date and the identities of the parties to each transaction known to the person with a total value in excess of five hundred dollars, if any, that any business entity, in which such person had a substantial interest, had with the political subdivision, other than payment of any tax, fee or penalty due to the political subdivision or transactions involving payment for providing utility service to the political subdivision, and other than transfers for no consideration to the political subdivision.

c. The chief administrative officer and the chief purchasing officer also shall disclose by May 1, for the previous calendar year the following information:

1. The name and address of each of the employers of such person from whom income of one thousand dollars or more was received during the year covered by the statement.

2. The name and address of each sole proprietorship that he owned; the name, address and the general nature of the business conducted of each general partnership and joint venture in which he was a partner or participant; the name and address of each partner or for each partnership of joint venture unless such names and addresses are filed by the partnership or joint venture with the Secretary of State; the name, address and general nature of the business conducted of any closely held corporation or limited partnership in which the person owned ten percent or more of any class of the outstanding stock or limited partnership units; and the name of any publicly traded corporation or limited partnership that is listed on a regulated stock exchange or automated quotation system in which the person owned two percent or more of any class of outstanding stock, limited partnership units or other equity interests;

3. The name and address of each corporation for which such person served in the capacity of a director, officer, or receiver.

Section 4: Filing of Reports. The reports, in the attached format, shall be filed with the city clerk and with the Missouri Ethics Commission. The reports shall be available for public inspection and copying during normal business hours.

Section 5: When Filed. The financial interest statements shall be filed at the following times, but no person is required to file more than one financial interest statement in any calendar year.

a. Each person appointed to office shall file the statement within thirty days of such appointment or employment.

b. Every other person required to file a financial interest statement shall file the statement annually not later than May 1, and the statement shall cover the calendar year ending the immediately preceding December 31; provided that any member of the city council may supplement the financial interest statement to report additional interests acquired after December 31, of the covered year until the date of filing of the financial interest statement.

Section 6: Filing of Ordinance. The City Clerk shall send a certified copy of this ordinance to the Missouri Ethics Commission within ten days of its adoption.

Section 7: Ordinance Number 222-2021 is repealed.

Section 8: Effective Date. This ordinance shall be in full force and effect from and after

the date of its passage and approval and shall remain in effect until amended or repealed by the city council.

A**PPROVED** after final passage this 6th day of September, 2022.

ATTEST: **CITY OF NEOSHO, CITY COUNCIL**

_____ _____

City Clerk **Mayor**

APPROVED:

_____

City Attorney

City of Neosho CITY COUNCIL AGENDA ITEM

REQUESTED COUNCIL MEETING DATE: August 16, 2022
ITEM: BILL NO. 2022-58: SURPLUS CITY PROPERTY

ORIGINATING DEPARTMENT: City Clerk
ATTACHMENT: None

PURPOSE:
TO DISPOSE OF CITY SURPLUS AS PRESCRIBED BY CITY CODE.

BACKGROUND:
THE LIST OF PROPERTY LISTED IN BILL NO. 2022-58 HAS BEEN REMOVED FROM FOUND PROPERTY AND PROPERTY THAT WAS OWNED BY VARIOUS CITY OF NEOSHO DEPARTMENTS THAT IS NO LONGER NEEDED.

RECOMMENDATION:
TO AUTHORIZE THESE ITEMS TO BE DECLARED SURPLUS BY THE CITY COUNCIL.

BILL NO. 2022-58 **ORDINANCE NO. 329-2022**

AN ORDINANCE OF THE CITY OF NEOSHO, MISSOURI DECLARING CERTAIN PERSONAL PROPERTY AS SURPLUS; AND AUTHORIZING THE CITY MANAGER TO EXECUTE THE APPROPRIATE DOCUMENTS.

WHEREAS, THE CITY OF NEOSHO HAS OBTAINED CERTAIN PERSONAL PROPERTY; AND

WHEREAS, THE CITY OF NEOSHO HAS DEEMED SAID PERSONAL PROPERTY TO BE SURPLUS AND NOT NECESSARY FOR FUTURE CITY NEEDS.

BE IT ORDAINED BY THE COUNCIL OF THE CITY OF NEOSHO, MISSOURI, AS FOLLOWS:

Section 1: That the City of Neosho, Missouri declares the following items of personal property to be surplus:

QTY.	ITEM	DEPARTMENT
1	lenovo h530	IT DEPT
1	hp compaq 8100 elite	IT DEPT
1	hp 110 desktop	IT DEPT
1	hp paviliion 500	IT DEPT
3	hp compaq 8300	IT DEPT
1	dell optiplex 380	IT DEPT
7	asus m11a	IT DEPT
3	hp dc5700	IT DEPT
1	hp 4300	IT DEPT
1	hp conpaq dc5750	IT DEPT
1	hp dx2250	IT DEPT
1	poly view monitor 17in	IT DEPT
1	asus ve248 monitor	IT DEPT
1	compaq 4000 pro	IT DEPT
1	hp xw4550	IT DEPT
1	dell e198fpf monitor	IT DEPT
1	triplite smart 1500 lcd power supply	IT DEPT
1	hp 4710	IT DEPT
1	optiquest q7 monitor	IT DEPT
1	smartlabel 200	IT DEPT
2	ithaca recipt printer	IT DEPT

10	Fire Hose 4” rubber LDH 50ft rolls	FIRE DEPT
1	Fire Hose 4” rubber LDH 25ft roll	FIRE DEPT
31	Fire Hose 3” cotton jacket 50ft rolls	FIRE DEPT
14	1 ¾” cotton jacket 50ft rolls	FIRE DEPT
5	Red booster brush hose 100ft rolls	FIRE DEPT
5	Radiation detector	FIRE DEPT
1	Propane BBQ grill	FIRE DEPT
1	Extension ladder 35ft	FIRE DEPT
1	Roof ladder 14ft	FIRE DEPT
1	Stand up oil drain pan	FIRE DEPT
1	Positive pressure fan	FIRE DEPT
2	Stihl chainsaw box	FIRE DEPT
1	1986 Volvo White Tractor 1WUYDCCE3GN106531	PUBLIC WORKS DEPT
1	1994 Ford 7740 BD69776 / Diamond 19’ boom mower	PUBLIC WORKS DEPT
1	Buyers products SHPE 4000 Salt bed #1993	PUBLIC WORKS DEPT
1	Furukawa F6 jack hammer with John Deere top	PUBLIC WORKS DEPT
1	Large water main tapping machine	PUBLIC WORKS DEPT

Section 2. That the City Manager is hereby authorized to execute the appropriate documents on behalf of the City of Neosho.

PASSED BY THE COUNCIL OF THE CITY OF NEOSHO, MISSOURI, this 6th day of September 2022, by a vote of _____.

CITY OF NEOSHO, MISSOURI

_____
Tyler DeWitt, Mayor

ATTEST

_____

Cheyenne Wright, City Clerk

APPROVED AS TO FORM

_____

Jordan L. Paul, City Attorney

City of Neosho CITY COUNCIL AGENDA ITEM

REQUESTED COUNCIL MEETING DATE: August 16, 2022

ITEM: BILL NO. 2022-60: MAJOR ENTERPRISES, INC. BILLBOARD MARKETING AGREEMENT

ORIGINATING DEPARTMENT: City Clerk

ATTACHMENT:

1. **Bill No. 2022-60 agreement w Major Ent. Inc. RE billboards 2022**

PURPOSE:

To approve the agreement with IYF Marketing to utilize billboards for marketing of events.

BACKGROUND:

The City of Neosho has been contracted with IYF billboards for marketing events and activities within the city. The company currently offers this service as well as all graphics being displayed to be designed by the vendor. This is a valuable tool when promoting events and activities for our citizens.

RECOMMENDATION:

Staff recommends approval of the agreement as submitted and authorize the Mayor to execute.

COUNCIL BILL NO. 2022-60 **ORDINANCE NO. 331-2022**

AN ORDINANCE authorizing the City of Neosho, Missouri, to enter into an Agreement with Major Ent., Inc., a Missouri Corporation, for the purpose of billboard marketing for the not to exceed price of Five Thousand Seven Hundred and 00/100 Dollars ($5,700.00); and authorizing the Mayor to execute the same by and on behalf of the City of Neosho.

NOW, THEREFORE, BE IT ORDAINED BY THE COUNCIL OF THE CITY OF NEOSHO, MISSOURI, as follows:

Section 1. That the Agreement by and between the City of Neosho, Missouri, and Major Ent., Inc., a Missouri Corporation, for the purpose of billboard marketing for the not to exceed price of Five Thousand Seven Hundred and 00/100 Dollars ($5,700.00), a true and accurate copy of said Agreement being attached hereto and incorporated as Exhibit "A," be and the same is hereby approved.

Section 2. That the Mayor of the City of Neosho, Missouri, is hereby authorized and directed to execute said Agreement by and on behalf of the City of Neosho.

PASSED BY THE COUNCIL OF THE CITY OF NEOSHO, MISSOURI, this _____ day of _____, 2022, by a vote of _____.

_____
Tyler DeWitt, Mayor

ATTEST:

_____
Cheyenne Wright, City Clerk

APPROVED AS TO FORM:

_____
Jordan L. Paul, City Attorney

Debbie Major
IYF billboards-Neosho
PO Box 502
Neosho, MO 64850 417-455-4603
major-d@sbcglobal.net

David Kennedy: City Manager
CITY of NEOSHO
203 E. Main Street
Neosho, MO 64850

Email: d.kennedy@neoshomo.org
Phone: 417-451-8050

12 MONTH COMMITMENT to ADVERTISE on IYF BILLBOARDS- NEOSHO, MO

Start Date: NOVEMBER 1, 2022 **Contract Number: 12xH-4xLQ-2022-11**

#3 Billboard: 115 N.Neosho Blvd., 12 months @ $325.00 per month = $3,900.00 (consecutive months)
#11 Billboard: 4090 LaQuesta Dr., 4 months @$450.00 per month = $1,800.00 (customer choice)

Total Annual Fee $5,700.00

This contract must be signed by the Client and IYF billboards to become a legal, binding contract.
Emailed signatures will be considered as valid document signatures.

Signature Client: _____date_____, 2022
Printed name: _____

Signature IYF Billboards-Neosho___ ____date_____**, 2022**
Printed Name: Debra A Major

Please make all payments to: MAJOR ENT., INC., PO BOX 502, NEOSHO, MO 64850

IYF billboards-Neosho is a division of Major Ent., Inc.

City of Neosho CITY COUNCIL AGENDA ITEM

REQUESTED COUNCIL MEETING DATE: August 16, 2022

ITEM: BILL NO. 2022-62: ANTHEM BCBS FOR HEALTH, DENTAL, AND VISION INSURANCE

ORIGINATING DEPARTMENT: Human Resources Department

ATTACHMENT:

1. **Bill No. 2022-62 agreement w Anthem RE Health Dental and Vision Insurance**
2. **Anthem_Base Blue Access Summary**
3. **Anthem_Blue Preferred Summary**
4. **Anthem_Buy Up Blue Access Summary**
5. **Anthem_Dental Summary**
6. **Anthem_Renewal Packet**
7. **Anthem_Vision Summary**
8. **Colonial_Cancellation Letter**
9. **UNUM_Cancellation Letter**
10. **Anthem_Dental and Vision Application**
11. **Anthem_Universal Credit Fund**

PURPOSE:

The purpose of this item is to get the Council's approval for Mayor DeWitt to sign the 2022/2023 Anthem Blue Cross and Blue Shield Renewal Packet and Summary of Benefits agreements for health, dental, and vision insurance. Additionally, approval for agreement terminations with Colonial for dental and UNUM for vision.

BACKGROUND:

Staff has been working with Insurance Benefits Consultants to renew the benefits contract with Anthem and have done so at a 0% renewal rate if we agree to package both dental and vision with medical benefits. By signing both the renewal packet and summary of benefits, we agree to the renewal and minimal medical coverage change in benefits.

RECOMMENDATION:

Staff requests council’s approval to allow the Mayor to sign the Anthem Blue Cross and Blue Shield Renewal Packet, Summary of benefits, and termination agreements with Colonial and UNUM.

COUNCIL BILL NO. 2022-62 **ORDINANCE NO. 333-2022**

AN ORDINANCE authorizing the City of Neosho, Missouri, to enter into an Agreement with Anthem Insurance Companies, Inc., an Indiana Corporation, for the purpose of offering group health, dental, and vision insurance; authorizing the City of Neosho to terminate an Agreement with Colonial Life & Accident Insurance Company, a South Carolina Corporation, for the purpose of offering group dental insurance; authorizing the City of Neosho to terminate an Agreement with UNUM Insurance Company, a Massachusetts Corporation, for the purpose of offering group vision insurance; and authorizing the Mayor to execute the foregoing by and on behalf of the City of Neosho.

NOW, THEREFORE, BE IT ORDAINED BY THE COUNCIL OF THE CITY OF NEOSHO, MISSOURI, as follows:

Section 1. That the Agreement, including the Summary of Benefits, Group Contract, Certificate, and Schedule of Benefits, by and between the City of Neosho, Missouri, and Anthem Insurance Companies, Inc., an Indiana Corporation, for the purpose of offering group health, dental, and vision insurance, a true and accurate copy of said Agreement being attached hereto and incorporated as Exhibit "A," be and the same is hereby approved.

Section 2. That the Agreement by and between the City of Neosho, Missouri, and Colonial Life & Accident Insurance Company, a South Carolina Corporation, for the purpose of offering group dental insurance, account number E5347869, be and the same is hereby terminated with an effective date of October 1, 2022.

Section 3. That the Agreement by and between the City of Neosho, Missouri, and UNUM Insurance Company, a Massachusetts Corporation, for the purpose of offering group vision insurance, account number 661393, be and the same is hereby terminated with an effective date of October 1, 2022.

Section 4. That the Mayor of the City of Neosho, Missouri, is hereby authorized and directed to execute the foregoing by and on behalf of the City of Neosho.

PASSED BY THE COUNCIL OF THE CITY OF NEOSHO, MISSOURI, this _____ day of _____, 2022, by a vote of _____.

_____
Tyler DeWitt, Mayor

ATTEST:

_____
Cheyenne Wright, City Clerk

APPROVED AS TO FORM:

_____
Jordan L. Paul, City Attorney

Your summary of benefits

Anthem®

Anthem® Blue Cross and Blue Shield

Your Plan: Anthem Blue Access PPO HSA 2800/0%/4000 E Rx Ded/$10/$35/$75/25% to $350 Tiered PrevRx

Your Network: Blue Access

Covered Medical Benefits	Cost if you use an In-Network Provider	Cost if you use a Non-Network Provider
Overall Deductible	$2,800 person / $5,600 family	$8,400 person / $16,800 family
Out-of-Pocket Limit	$4,000 person / $8,000 family	$12,000 person / $24,000 family
The family deductible and out-of-pocket maximum are embedded, meaning the cost shares of one family member will be applied to both per person deductible and per person out-of-pocket maximum; in addition, amounts for all covered family members apply to both the family deductible and family out-of-pocket maximum. No one member will pay more than the per person deductible or per person out-of-pocket maximum. All medical and prescription drug deductibles, copayments and coinsurance apply toward the out-of-pocket maximum (excluding Non-Network Human Organ and Tissue Transplant (HOTT) Services). In-network and out-of-network deductibles and out-of-pocket maximum amounts are separate and do not accumulate toward each other.		
Preventive Care / Screening / Immunization	No charge	30% coinsurance after deductible is met
Preventive Care for Chronic Conditions *per IRS guidelines*	No charge	30% coinsurance after deductible is met
Virtual Care (Telemedicine / Telehealth Visits)		
Virtual Visits - Online visits with Doctors who also provide services in person		
Primary Care (PCP)	0% coinsurance after deductible is met	30% coinsurance after deductible is met
Mental Health and Substance Abuse care	0% coinsurance after deductible is met	30% coinsurance after deductible is met
Specialist	0% coinsurance after deductible is met	30% coinsurance after deductible is met
Medical Chats and Virtual (Video) Visits for Primary Care from our Online Provider K Health, through its affiliated Provider groups	0% coinsurance after deductible is met	

Covered Medical Benefits	Cost if you use an In-Network Provider	Cost if you use a Non-Network Provider
Virtual Visits from Online Provider LiveHealth Online *via www.livehealthonline.com; our mobile app, website or Anthem-enabled device*		
Primary Care (PCP) and Mental Health and Substance Abuse	0% coinsurance after deductible is met	
Specialist Care	0% coinsurance after deductible is met	
Visits in an Office		
Primary Care (PCP)	0% coinsurance after deductible is met	30% coinsurance after deductible is met
Specialist Care	0% coinsurance after deductible is met	30% coinsurance after deductible is met
Other Practitioner Visits		
Routine Maternity Care (Prenatal and Postnatal)	0% coinsurance after deductible is met	30% coinsurance after deductible is met
Retail Health Clinic	0% coinsurance after deductible is met	30% coinsurance after deductible is met
Chiropractic Services *Coverage is limited to 26 visits per benefit period.*	50% coinsurance after deductible is met	Not covered
Other Services in an Office		
Allergy Testing	0% coinsurance after deductible is met	30% coinsurance after deductible is met
Chemo/Radiation Therapy	0% coinsurance after deductible is met	30% coinsurance after deductible is met
Dialysis/Hemodialysis	0% coinsurance after deductible is met	30% coinsurance after deductible is met
Prescription Drugs *Dispensed in the office*	0% coinsurance after deductible is met	30% coinsurance after deductible is met
Surgery	0% coinsurance after deductible is met	30% coinsurance after deductible is met
Diagnostic Services		
Lab		
Office	0% coinsurance after deductible is met	30% coinsurance after deductible is met

Covered Medical Benefits	Cost if you use an In-Network Provider	Cost if you use a Non-Network Provider
Outpatient Hospital	0% coinsurance after deductible is met	30% coinsurance after deductible is met
X-Ray		
Office	0% coinsurance after deductible is met	30% coinsurance after deductible is met
Outpatient Hospital	0% coinsurance after deductible is met	30% coinsurance after deductible is met
Advanced Diagnostic Imaging *for example: MRI, PET and CAT scans*		
Office	0% coinsurance after deductible is met	30% coinsurance after deductible is met
Freestanding Radiology Center	0% coinsurance after deductible is met	30% coinsurance after deductible is met
Outpatient Hospital	0% coinsurance after deductible is met	30% coinsurance after deductible is met
Emergency and Urgent Care		
Urgent Care	0% coinsurance after deductible is met	30% coinsurance after deductible is met
Emergency Room Facility Services	0% coinsurance after deductible is met	Covered as In-Network
Emergency Room Doctor and Other Services	0% coinsurance after deductible is met	Covered as In-Network
Ambulance	0% coinsurance after deductible is met	Covered as In-Network
Outpatient Mental Health and Substance Abuse		
Doctor Office Visit	0% coinsurance after deductible is met	30% coinsurance after deductible is met
Facility Visit		
Facility Fees	0% coinsurance after deductible is met	30% coinsurance after deductible is met
Doctor Services	0% coinsurance after deductible is met	30% coinsurance after deductible is met

Covered Medical Benefits	Cost if you use an In-Network Provider	Cost if you use a Non-Network Provider
Outpatient Surgery		
Facility Fees		
Hospital	0% coinsurance after deductible is met	30% coinsurance after deductible is met
Freestanding Surgical Center	0% coinsurance after deductible is met	30% coinsurance after deductible is met
Doctor and Other Services		
Hospital	0% coinsurance after deductible is met	30% coinsurance after deductible is met
Freestanding Surgical Center	0% coinsurance after deductible is met	30% coinsurance after deductible is met
Hospital (Including Maternity, Mental Health and Substance Abuse)		
Facility Fees	0% coinsurance after deductible is met	30% coinsurance after deductible is met
Human Organ and Tissue Transplants *Kidney and Cornea are treated the same as any other illness and subject to the medical benefits.*	0% coinsurance after deductible is met	30% coinsurance after deductible is met
Doctor and other services	0% coinsurance after deductible is met	30% coinsurance after deductible is met
Recovery & Rehabilitation		
Home Health Care *Coverage is limited to 100 visits per benefit period. Limits are combined for all home health services.*	0% coinsurance after deductible is met	30% coinsurance after deductible is met
Rehabilitation services *Coverage for Physical and Occupational Rehabilitation and Habilitation therapy is limited to 40 visits combined per benefit period. Limit includes manipulative treatment when performed by someone other than a chiropractor. Speech Therapy has no visit limit. Benefit limit does not apply to Applied Behavioral Analysis. Benefit limit does not apply when performed as part of Early Intervention.*		
Office	0% coinsurance after deductible is met	30% coinsurance after deductible is met
Outpatient Hospital	0% coinsurance after deductible is met	30% coinsurance after deductible is met

Covered Medical Benefits	Cost if you use an In-Network Provider	Cost if you use a Non-Network Provider
Cardiac rehabilitation *Coverage is limited to 36 visits per benefit period.*		
Office	0% coinsurance after deductible is met	30% coinsurance after deductible is met
Outpatient Hospital	0% coinsurance after deductible is met	30% coinsurance after deductible is met
Pulmonary rehabilitation *Coverage is limited to 20 visits per benefit period.*		
Office	0% coinsurance after deductible is met	30% coinsurance after deductible is met
Outpatient Hospital	0% coinsurance after deductible is met	30% coinsurance after deductible is met
Skilled Nursing Care (facility) *Coverage for Skilled Nursing, Outpatient Rehabilitation and Inpatient Rehabilitation facility settings is limited to 150 days combined per benefit period.*	0% coinsurance after deductible is met	30% coinsurance after deductible is met
Inpatient Hospice	0% coinsurance after deductible is met	30% coinsurance after deductible is met
Durable Medical Equipment	0% coinsurance after deductible is met	30% coinsurance after deductible is met
Prosthetic Devices *Coverage for wigs is limited to 1 item after cancer treatment per benefit period. Coverage for hearing aids is limited to children 1 through 17 years of age, with one hearing aid per ear every 36 months. Newborn hearing aids no limit.*	0% coinsurance after deductible is met	30% coinsurance after deductible is met

Covered Prescription Drug Benefits	Cost if you use a Preferred Network Pharmacy	Cost if you use an In-Network Pharmacy	Cost if you use a Non-Network Pharmacy
Pharmacy Deductible	Combined with In-Network medical deductible	Combined with In-Network medical deductible	Combined with Non-Network medical deductible
Pharmacy Out-of-Pocket Limit	Combined with In-Network medical out-of-pocket limit	Combined with In-Network medical out-of-pocket limit	Combined with Non-Network medical out-of-pocket limit

Covered Prescription Drug Benefits	Cost if you use a Preferred Network Pharmacy	Cost if you use an In-Network Pharmacy	Cost if you use a Non-Network Pharmacy
Prescription Drug Coverage *Cost shares for drugs included on the Essential drug list appear below. Drugs not included on the Essential drug list will not be covered. Your plan uses the Rx Choice Tiered Network. You may receive up to a 90 day supply of medication at Retail 90 pharmacies.*			
Home Delivery Pharmacy *Maintenance medication are available through IngenioRx Home Delivery Pharmacy. You may get two 30-day supply fills of the same maintenance medication at a retail pharmacy. Prior to your 3rd fill, you must call us on the number on your ID card and tell us if you would like to keep getting your maintenance medications from a retail pharmacy or if you would like to use home delivery. If you do not contact us, you will pay the full retail cost of any maintenance medication until you inform us of your decision.*			
Preventive Drugs *Your Pharmacy cost share is reduced for drugs included on the PreventiveRX Plus drug list, a designated list of drugs for the treatment of diabetes, asthma, depression, heart health, high blood pressure, high cholesterol, and osteoporosis.*			
Tier 1 Preventive - Typically Generic *Per 30 day supply (retail pharmacy and Retail 90 pharmacy). Per 90 day supply (home delivery).*	$10 copay per prescription, deductible does not apply (retail) and $25 copay per prescription, deductible does not apply (home delivery)		50% coinsurance after deductible is met (retail) and Not covered (home delivery)
Tier 2 Preventive - Typically Preferred Brand *Per 30 day supply (retail pharmacy and Retail 90 pharmacy). Per 90 day supply (home delivery).*	$35 copay per prescription, deductible does not apply (retail) and $105 copay per prescription, deductible does not apply (home delivery)		50% coinsurance after deductible is met (retail) and Not covered (home delivery)
Tier 1 - Typically Generic *Per 30 day supply (retail pharmacy and Retail 90 pharmacy). Per 90 day supply (home delivery).*	$10 copay per prescription after deductible is met (retail) and $25 copay per prescription after deductible is met (home delivery)	$20 copay per prescription after deductible is met (retail) and Not covered (home delivery)	50% coinsurance after deductible is met (retail) and Not covered (home delivery)
Tier 2 – Typically Preferred Brand *Per 30 day supply (retail pharmacy and Retail 90 pharmacy). Per 90 day supply (home delivery).*	$35 copay per prescription after deductible is met (retail) and $105 copay per prescription after deductible is met (home delivery)	$45 copay per prescription after deductible is met (retail) and Not covered (home delivery)	50% coinsurance after deductible is met (retail) and Not covered (home delivery)
Tier 3 - Typically Non-Preferred Brand *Per 30 day supply (retail pharmacy and Retail 90 pharmacy). Per 90 day supply (home delivery).*	$75 copay per prescription after deductible is met (retail) and $225 copay per prescription after deductible is met (home delivery)	$85 copay per prescription after deductible is met (retail) and Not covered (home delivery)	50% coinsurance after deductible is met (retail) and Not covered (home delivery)

Covered Prescription Drug Benefits	Cost if you use a Preferred Network Pharmacy	Cost if you use an In-Network Pharmacy	Cost if you use a Non-Network Pharmacy
Tier 4 - Typically Specialty (brand and generic) *Per 30 day supply (specialty pharmacy).*	25% coinsurance up to $350 per prescription after deductible is met (retail and home delivery)	25% coinsurance up to $450 per prescription after deductible is met (retail) and Not covered (home delivery)	50% coinsurance after deductible is met (retail) and Not covered (home delivery)

Covered Vision Benefits	Cost if you use an In-Network Provider	Cost if you use a Non-Network Provider
This is a brief outline of your vision coverage. Only children's vision services count towards your out of pocket limit.		
Children's Vision (up to age 19) **Child Vision Deductible**	$0 person	$0 person
Vision exam *Limited to 1 exam per benefit period.*	No charge	$0 copayment up to plan's Maximum Allowed Amount
Adult Vision (age 19 and older) **Adult Vision Deductible**	$0 person	$0 person
Vision exam *Limited to 1 exam per benefit period.*	No charge	Reimbursed Up to $42

Notes:

- Dependent age: to end of the month in which the child attains age 26.
- Members are encouraged to always obtain prior approval when using non-network providers. Precertification will help the member know if the services are considered not medically necessary.
- No charge means no deductible/copayment/coinsurance up to the maximum allowable amount. 0% means no coinsurance up to the maximum allowable amount. However, when choosing a Non-network provider, the member is responsible for any balance due after the plan payment.
- The representations of benefits in this document are subject to Division of Insurance approval and are subject to change.
- If you have an office visit with your Primary Care Physician or Specialist at an Outpatient Facility (e.g., Hospital or Ambulatory Surgical Facility), benefits for Covered Services will be paid under "Outpatient Facility Services".
- Costs may vary by the site of service. Other cost shares may apply depending on services provided. Check your Certificate of Coverage for details.

This summary of benefits is a brief outline of coverage, designed to help you with the selection process. This summary does not reflect each and every benefit, exclusion and limitation which may apply to the coverage. For more details,

important limitations and exclusions, please review the formal Evidence of Coverage (EOC). If there is a difference between this summary and the Evidence of Coverage (EOC), the Evidence of Coverage (EOC), will prevail.

Your Plan: Anthem Blue Access PPO HSA 2800/0%/4000 E Rx Ded/$10/$35/$75/25% to $350 Tiered PrevRx
Your Network: Blue Access

This summary of benefits is intended to be a brief outline of coverage. The entire provisions of benefits and exclusions are contained in the Group Contract, Certificate, and Schedule of Benefits. In the event of a conflict between the Group Contract and this description, the terms of the Group Contract will prevail.

By signing this Summary of Benefits, I agree to the benefits for the product selected as of the effective date indicated.

Authorized group signature (if applicable)	Date
Underwriting signature (if applicable)	Date

In Missouri, (excluding 30 counties in the Kansas City area) Anthem Blue Cross and Blue Shield is the trade name of RightCHOICE® Managed Care, Inc. (RIT), Healthy Alliance® Life Insurance Company (HALIC), and HMO Missouri, Inc. RIT and certain affiliates administer non-HMO benefits underwritten by HALIC and HMO benefits underwritten by HMO Missouri, Inc. RIT and certain affiliates only provide administrative services for self-funded plans and do not underwrite benefits. Independent licensees of the Blue Cross and Blue Shield Association. ® ANTHEM is a registered trademark of Anthem Insurance Companies, Inc. The Blue Cross and Blue Shield names and symbols are registered marks of the Blue Cross and Blue Shield Association.

Language Access Services:

Get help in your language

Curious to know what all this says? We would be too. Here's the English version:
If you have any questions about this document, you have the right to get help and information in your language at no cost. To talk to an interpreter, call (833) 578-4436

Separate from our language assistance program, we make documents available in alternate formats for members with visual impairments. If you need a copy of this document in an alternate format, please call the customer service telephone number on the back of your ID card.

(TTY/TDD: 711)

Arabic (العربية): إذا كان لديك أي استفسارات بشأن هذا المستند، فيحق لك الحصول على المساعدة والمعلومات بلغتك دون مقابل. للتحدث إلى مترجم، اتصل على (833) 578-4436 .

Armenian (հայերեն). Եթե այս փաստաթղթի հետ կապված հարցեր ունեք, դուք իրավունք ունեք անվճար ստանալ օգնություն և տեղեկատվություն ձեր լեզվով: Թարգմանչի հետ խոսելու համար զանգահարեք հետևյալ հեռախոսահամարով՝ (833) 578-4436:

Chinese(中文)：如果您對本文件有任何疑問，您有權使用您的語言免費獲得協助和資訊。如需與譯員通話，請致電(833) 578-4436。

Farsi (فارسي): در صورتی که سؤالی پیرامون این سند دارید، این حق را دارید که اطلاعات و کمک را بدون هیچ هزینه ای به زبان مادری‌تان دریافت کنید. برای گفتگو با یک مترجم شفاهی، با شماره (833) 578-4436 تماس بگیرید.

French (Français) : Si vous avez des questions sur ce document, vous avez la possibilité d'accéder gratuitement à ces informations et à une aide dans votre langue. Pour parler à un interprète, appelez le (833) 578-4436.

Haitian Creole (Kreyòl Ayisyen): Si ou gen nenpòt kesyon sou dokiman sa a, ou gen dwa pou jwenn èd ak enfòmasyon nan lang ou gratis. Pou pale ak yon entèprèt, rele (833) 578-4436.

Italian (Italiano): In caso di eventuali domande sul presente documento, ha il diritto di ricevere assistenza e informazioni nella sua lingua senza alcun costo aggiuntivo. Per parlare con un interprete, chiami il numero (833) 578-4436.

Japanese (日本語):この文書についてなにかご不明な点があれば、あなたにはあなたの言語で無料で支援を受け情報を得る権利があります。 通訳と話すには、(833) 578-4436 にお電話ください。

Korean (한국어): 본 문서에 대해 어떠한 문의사항이라도 있을 경우, 귀하에게는 귀하가 사용하는 언어로 무료 도움 및 정보를 얻을 권리가 있습니다. 통역사와 이야기하려면(833) 578-4436로 문의하십시오.

Language Access Services:

Navajo (Diné): **Díí naaltsoos biká'ígíí łahgo bína'ídíłkidgo ná bohónéedzą́ dóó bee ahóót'i' t'áá ni nizaad k'ehjí bee nił hodoonih t'áadoo bą́ą́h ílínígóó. Ata' halne'ígíí ła' bich'į' hadeesdzih nínízingo kojį' hodíílnih** (833) 578-4436.

Polish (polski): W przypadku jakichkolwiek pytań związanych z niniejszym dokumentem masz prawo do bezpłatnego uzyskania pomocy oraz informacji w swoim języku. Aby porozmawiać z tłumaczem, zadzwoń pod numer: (833) 578-4436.

Punjabi (ਪੰਜਾਬੀ): ਜੇ ਤੁਹਾਡੇ ਇਸ ਦਸਤਾਵੇਜ਼ ਬਾਰੇ ਕੋਈ ਸਵਾਲ ਹੁੰਦੇ ਹਨ ਤਾਂ ਤੁਹਾਡੇ ਕੋਲ ਮੁਫ਼ਤ ਵਿੱਚ ਆਪਣੀ ਭਾਸ਼ਾ ਵਿੱਚ ਮਦਦ ਅਤੇ ਜਾਣਕਾਰੀ ਪ੍ਰਾਪਤ ਕਰਨ ਦਾ ਅਧਿਕਾਰ ਹੁੰਦਾ ਹੈ। ਇੱਕ ਦੁਭਾਸ਼ੀਏ ਨਾਲ ਗੱਲ ਕਰਨ ਲਈ, (833) 578-4436 ਤੇ ਕਾਲ ਕਰੋ।

Russian (Русский): если у вас есть какие-либо вопросы в отношении данного документа, вы имеете право на бесплатное получение помощи и информации на вашем языке. Чтобы связаться с устным переводчиком, позвоните по тел. (833) 578-4436.

Spanish (Español): Si tiene preguntas acerca de este documento, tiene derecho a recibir ayuda e información en su idioma, sin costos. Para hablar con un intérprete, llame al (833) 578-4436.

Tagalog (Tagalog): Kung mayroon kang anumang katanungan tungkol sa dokumentong ito, may karapatan kang humingi ng tulong at impormasyon sa iyong wika nang walang bayad. Makipag-usap sa isang tagapagpaliwanag, tawagan ang (833) 578-4436.

Vietnamese (Tiếng Việt): Nếu quý vị có bất kỳ thắc mắc nào về tài liệu này, quý vị có quyền nhận sự trợ giúp và thông tin bằng ngôn ngữ của quý vị hoàn toàn miễn phí. Để trao đổi với một thông dịch viên, hãy gọi (833) 578-4436.

It's important we treat you fairly

That's why we follow federal civil rights laws in our health programs and activities. We don't discriminate, exclude people, or treat them differently on the basis of race, color, national origin, sex, age or disability. For people with disabilities, we offer free aids and services. For people whose primary language isn't English, we offer free language assistance services through interpreters and other written languages. Interested in these services? Call the Member Services number on your ID card for help (TTY/TDD: 711). If you think we failed to offer these services or discriminated based on race, color, national origin, age, disability, or sex, you can file a complaint, also known as a grievance. You can file a complaint with our Compliance Coordinator in writing to Compliance Coordinator, P.O. Box 27401, Mail Drop VA2002-N160, Richmond, VA 23279. Or you can file a complaint with the U.S. Department of Health and Human Services, Office for Civil Rights at 200 Independence Avenue, SW; Room 509F, HHH Building; Washington, D.C. 20201 or by calling 1-800-368-1019 (TDD: 1- 800-537-7697) or online at https://ocrportal.hhs.gov/ocr/portal/lobby.jsf. Complaint forms are available at http://www.hhs.gov/ocr/office/file/index.html.

Your summary of benefits

Anthem®

Anthem® Blue Cross and Blue Shield

Your Plan: Anthem Blue Preferred Select 500/20%/4000 Rx $10/$35/$75/25% to $350 Tiered

Your Network: Blue Preferred

Covered Medical Benefits	Cost if you use an In-Network Provider	Cost if you use a Non-Network Provider
Overall Deductible	$500 person / $1,000 family	$1,500 person / $3,000 family
Out-of-Pocket Limit	$4,000 person / $8,000 family	$12,000 person / $24,000 family
The family deductible and out-of-pocket maximum are embedded, meaning the cost shares of one family member will be applied to both per person deductible and per person out-of-pocket maximum; in addition, amounts for all covered family members apply to both the family deductible and family out-of-pocket maximum. No one member will pay more than the per person deductible or per person out-of-pocket maximum. All medical and prescription drug deductibles, copayments and coinsurance apply toward the out-of-pocket maximum (excluding Non-Network Human Organ and Tissue Transplant (HOTT) Services). In-network and out-of-network deductibles and out-of-pocket maximum amounts are separate and do not accumulate toward each other.		
Preventive Care / Screening / Immunization	No charge	50% coinsurance after medical deductible is met
Preventive Care for Chronic Conditions *per IRS guidelines*	No charge	50% coinsurance after medical deductible is met
Virtual Care (Telemedicine / Telehealth Visits)		
Virtual Visits - Online visits with Doctors who also provide services in person		
Primary Care (PCP)	$30 copay per visit medical deductible does not apply	50% coinsurance after medical deductible is met
Mental Health and Substance Abuse care	$30 copay per visit medical deductible does not apply	50% coinsurance after medical deductible is met

Covered Medical Benefits	Cost if you use an In-Network Provider	Cost if you use a Non-Network Provider
Specialist	$70 copay per visit medical deductible does not apply	50% coinsurance after medical deductible is met
Medical Chats and Virtual (Video) Visits for Primary Care from our Online Provider K Health, through its affiliated Provider groups	No charge	
Virtual Visits from Online Provider LiveHealth Online *via www.livehealthonline.com; our mobile app, website or Anthem-enabled device*		
Primary Care (PCP) and Mental Health and Substance Abuse	$10 copay per visit medical deductible does not apply	
Specialist Care	$70 copay per visit medical deductible does not apply	
Visits in an Office		
Primary Care (PCP)	$30 copay per visit medical deductible does not apply	50% coinsurance after medical deductible is met
Specialist Care	$70 copay per visit medical deductible does not apply	50% coinsurance after medical deductible is met
Other Practitioner Visits		
Routine Maternity Care (Prenatal and Postnatal)	20% coinsurance after medical deductible is met	50% coinsurance after medical deductible is met
Retail Health Clinic	$30 copay per visit medical deductible does not apply	50% coinsurance after medical deductible is met
Chiropractic Services *Coverage is limited to 26 visits per benefit period.*	50% coinsurance medical deductible does not apply	Not covered
Other Services in an Office		
Allergy Testing *When Allergy injections are billed separately by network providers, the member is responsible for a $10 copay. When billed as part of an office visit, there is no additional cost to the member for the injection.*	20% coinsurance after medical deductible is met	50% coinsurance after medical deductible is met

Covered Medical Benefits	Cost if you use an In-Network Provider	Cost if you use a Non-Network Provider
Chemo/Radiation Therapy	$70 copay per visit medical deductible does not apply‡	50% coinsurance after medical deductible is met
Dialysis/Hemodialysis	$70 copay per visit medical deductible does not apply	50% coinsurance after medical deductible is met
Prescription Drugs *Dispensed in the office*	20% coinsurance after medical deductible is met	50% coinsurance after medical deductible is met
Surgery	$70 copay per visit medical deductible does not apply‡	50% coinsurance after medical deductible is met
Diagnostic Services		
Lab		
Office	No charge	50% coinsurance after medical deductible is met
Outpatient Hospital	20% coinsurance after medical deductible is met	50% coinsurance after medical deductible is met
X-Ray		
Office	No charge	50% coinsurance after medical deductible is met
Outpatient Hospital	20% coinsurance after medical deductible is met	50% coinsurance after medical deductible is met
Advanced Diagnostic Imaging *for example: MRI, PET and CAT scans*		
Office	20% coinsurance after medical deductible is met	50% coinsurance after medical deductible is met
Freestanding Radiology Center	20% coinsurance after medical deductible is met	50% coinsurance after medical deductible is met

Covered Medical Benefits	Cost if you use an In-Network Provider	Cost if you use a Non-Network Provider
Outpatient Hospital	20% coinsurance after medical deductible is met	50% coinsurance after medical deductible is met
Emergency and Urgent Care		
Urgent Care	$50 copay per visit medical deductible does not apply	50% coinsurance after medical deductible is met
Emergency Room Facility Services *Copay waived if admitted.*	$300 copay per visit after medical deductible is met	Covered as In-Network
Emergency Room Doctor and Other Services	20% coinsurance after medical deductible is met	Covered as In-Network
Ambulance	20% coinsurance after medical deductible is met	Covered as In-Network
Outpatient Mental Health and Substance Abuse		
Doctor Office Visit	$30 copay per visit medical deductible does not apply	50% coinsurance after medical deductible is met
Facility Visit		
Facility Fees	20% coinsurance after medical deductible is met	50% coinsurance after medical deductible is met
Doctor Services	20% coinsurance after medical deductible is met	50% coinsurance after medical deductible is met
Outpatient Surgery		
Facility Fees		
Hospital	20% coinsurance after medical deductible is met	50% coinsurance after medical deductible is met
Freestanding Surgical Center	20% coinsurance after medical deductible is met	50% coinsurance after medical deductible is met

Covered Medical Benefits	Cost if you use an In-Network Provider	Cost if you use a Non-Network Provider
Doctor and Other Services		
Hospital	20% coinsurance after medical deductible is met	50% coinsurance after medical deductible is met
Freestanding Surgical Center	20% coinsurance after medical deductible is met	50% coinsurance after medical deductible is met
Hospital (Including Maternity, Mental Health and Substance Abuse)		
Facility Fees	20% coinsurance after medical deductible is met	50% coinsurance after medical deductible is met
Human Organ and Tissue Transplants *Kidney and Cornea are treated the same as any other illness and subject to the medical benefits.*	20% coinsurance after medical deductible is met	50% coinsurance after medical deductible is met
Doctor and other services	20% coinsurance after medical deductible is met	50% coinsurance after medical deductible is met
Recovery & Rehabilitation		
Home Health Care *Coverage is limited to 100 visits per benefit period. Limits are combined for all home health services.*	20% coinsurance after medical deductible is met	50% coinsurance after medical deductible is met
Rehabilitation services *Coverage for Physical and Occupational Rehabilitation and Habilitation therapy is limited to 40 visits combined per benefit period. Limit includes manipulative treatment when performed by someone other than a chiropractor. Speech Therapy has no visit limit. Benefit limit does not apply to Applied Behavioral Analysis. Benefit limit does not apply when performed as part of Early Intervention.*		
Office	$30 copay per visit medical deductible does not apply	50% coinsurance after medical deductible is met
Outpatient Hospital	20% coinsurance after medical deductible is met	50% coinsurance after medical deductible is met

Covered Medical Benefits	Cost if you use an In-Network Provider	Cost if you use a Non-Network Provider
Cardiac rehabilitation *Coverage is limited to 36 visits per benefit period.*		
Office	$70 copay per visit medical deductible does not apply	50% coinsurance after medical deductible is met
Outpatient Hospital	20% coinsurance after medical deductible is met	50% coinsurance after medical deductible is met
Pulmonary rehabilitation *Coverage is limited to 20 visits per benefit period.*		
Office	$70 copay per visit medical deductible does not apply	50% coinsurance after medical deductible is met
Outpatient Hospital	20% coinsurance after medical deductible is met	50% coinsurance after medical deductible is met
Skilled Nursing Care (facility) *Coverage for Skilled Nursing, Outpatient Rehabilitation and Inpatient Rehabilitation facility settings is limited to 150 days combined per benefit period.*	20% coinsurance after medical deductible is met	50% coinsurance after medical deductible is met
Inpatient Hospice	20% coinsurance after medical deductible is met	50% coinsurance after medical deductible is met
Durable Medical Equipment	20% coinsurance after medical deductible is met	50% coinsurance after medical deductible is met
Prosthetic Devices *Coverage for wigs is limited to 1 item after cancer treatment per benefit period. Coverage for hearing aids is limited to children 1 through 17 years of age, with one hearing aid per ear every 36 months. Newborn hearing aids no limit.*	20% coinsurance after medical deductible is met	50% coinsurance after medical deductible is met

Covered Prescription Drug Benefits	Cost if you use a Preferred Network Pharmacy	Cost if you use an In-Network Pharmacy	Cost if you use a Non-Network Pharmacy
Pharmacy Deductible	Not applicable	Not applicable	Not applicable

Covered Prescription Drug Benefits	Cost if you use a Preferred Network Pharmacy	Cost if you use an In-Network Pharmacy	Cost if you use a Non-Network Pharmacy
Pharmacy Out-of-Pocket Limit	Combined with In-Network medical out-of-pocket limit	Combined with In-Network medical out-of-pocket limit	Combined with Non-Network medical out-of-pocket limit
Prescription Drug Coverage *Cost shares for drugs included on the Essential drug list appear below. Drugs not included on the Essential drug list will not be covered. Your plan uses the Rx Choice Tiered Network. You may receive up to a 90 day supply of medication at Retail 90 pharmacies.*			
Home Delivery Pharmacy *Maintenance medication are available through IngenioRx Home Delivery Pharmacy. You may get two 30-day supply fills of the same maintenance medication at a retail pharmacy. Prior to your 3rd fill, you must call us on the number on your ID card and tell us if you would like to keep getting your maintenance medications from a retail pharmacy or if you would like to use home delivery. If you do not contact us, you will pay the full retail cost of any maintenance medication until you inform us of your decision.*			
Tier 1 - Typically Generic *Per 30 day supply (retail pharmacy and Retail 90 pharmacy). Per 90 day supply (home delivery).*	$10 copay per prescription, deductible does not apply (retail) and $25 copay per prescription, deductible does not apply (home delivery)	$20 copay per prescription, deductible does not apply (retail) and Not covered (home delivery)	50% coinsurance, deductible does not apply (retail) and Not covered (home delivery)
Tier 2 – Typically Preferred Brand *Per 30 day supply (retail pharmacy and Retail 90 pharmacy). Per 90 day supply (home delivery).*	$35 copay per prescription, deductible does not apply (retail) and $105 copay per prescription, deductible does not apply (home delivery)	$45 copay per prescription, deductible does not apply (retail) and Not covered (home delivery)	50% coinsurance, deductible does not apply (retail) and Not covered (home delivery)
Tier 3 - Typically Non-Preferred Brand *Per 30 day supply (retail pharmacy and Retail 90 pharmacy). Per 90 day supply (home delivery).*	$75 copay per prescription, deductible does not apply (retail) and $225 copay per prescription, deductible does not apply (home delivery)	$85 copay per prescription, deductible does not apply (retail) and Not covered (home delivery)	50% coinsurance, deductible does not apply (retail) and Not covered (home delivery)
Tier 4 - Typically Specialty (brand and generic) *Per 30 day supply (specialty pharmacy).*	25% coinsurance up to $350 per prescription, deductible does not apply (retail and home delivery)	25% coinsurance up to $450 per prescription, deductible does not apply (retail) and Not covered (home delivery)	50% coinsurance, deductible does not apply (retail) and Not covered (home delivery)

Covered Vision Benefits	Cost if you use an In-Network Provider	Cost if you use a Non-Network Provider
This is a brief outline of your vision coverage. Only children's vision services count towards your out of pocket limit.		
Children's Vision (up to age 19) **Child Vision Deductible**	$0 person	$0 person
Vision exam *Limited to 1 exam per benefit period.*	No charge	$0 copayment up to plan's Maximum Allowed Amount
Adult Vision (age 19 and older) **Adult Vision Deductible**	$0 person	$0 person
Vision exam *Limited to 1 exam per benefit period.*	No charge	Reimbursed Up to $42

Notes:

- Dependent age: to end of the month in which the child attains age 26.
- Members are encouraged to always obtain prior approval when using non-network providers. Precertification will help the member know if the services are considered not medically necessary.
- No charge means no deductible/copayment/coinsurance up to the maximum allowable amount. 0% means no coinsurance up to the maximum allowable amount. However, when choosing a Non-network provider, the member is responsible for any balance due after the plan payment.
- The representations of benefits in this document are subject to Division of Insurance approval and are subject to change.
- If you have an office visit with your Primary Care Physician or Specialist at an Outpatient Facility (e.g., Hospital or Ambulatory Surgical Facility), benefits for Covered Services will be paid under "Outpatient Facility Services".
- Costs may vary by the site of service. Other cost shares may apply depending on services provided. Check your Certificate of Coverage for details.
- ‡ Your cost share will be reduced when services are provided in a PCP's office.

This summary of benefits is a brief outline of coverage, designed to help you with the selection process. This summary does not reflect each and every benefit, exclusion and limitation which may apply to the coverage. For more details, important limitations and exclusions, please review the formal Evidence of Coverage (EOC). If there is a difference between this summary and the Evidence of Coverage (EOC), the Evidence of Coverage (EOC), will prevail.

This summary of benefits is intended to be a brief outline of coverage. The entire provisions of benefits and exclusions are contained in the Group Contract, Certificate, and Schedule of Benefits. In the event of a conflict between the Group Contract and this description, the terms of the Group Contract will prevail.

By signing this Summary of Benefits, I agree to the benefits for the product selected as of the effective date indicated.

Authorized group signature (if applicable)	Date
Underwriting signature (if applicable)	Date

In Missouri, (excluding 30 counties in the Kansas City area) Anthem Blue Cross and Blue Shield is the trade name of RightCHOICE® Managed Care, Inc. (RIT), Healthy Alliance® Life Insurance Company (HALIC), and HMO Missouri, Inc. RIT and certain affiliates administer non-HMO benefits underwritten by HALIC and HMO benefits underwritten by HMO Missouri, Inc. RIT and certain affiliates only provide administrative services for self-funded plans and do not underwrite benefits. Independent licensees of the Blue Cross and Blue Shield Association. ® ANTHEM is a registered trademark of Anthem Insurance Companies, Inc. The Blue Cross and Blue Shield names and symbols are registered marks of the Blue Cross and Blue Shield Association.

Language Access Services:

Get help in your language

Curious to know what all this says? We would be too. Here's the English version:
If you have any questions about this document, you have the right to get help and information in your language at no cost. To talk to an interpreter, call (833) 578-4436

Separate from our language assistance program, we make documents available in alternate formats for members with visual impairments. If you need a copy of this document in an alternate format, please call the customer service telephone number on the back of your ID card.

(TTY/TDD: 711)

Arabic (العربية): إذا كان لديك أي استفسارات بشأن هذا المستند، فيحق لك الحصول على المساعدة والمعلومات بلغتك دون مقابل. للتحدث إلى مترجم، اتصل على (833) 578-4436 .

Armenian (հայերեն). Եթե այս փաստաթղթի հետ կապված հարցեր ունեք, դուք իրավունք ունեք անվճար ստանալ օգնություն և տեղեկատվություն ձեր լեզվով: Թարգմանչի հետ խոսելու համար զանգահարեք հետևյալ հեռախոսահամարով՝ (833) 578-4436:

Chinese(中文)：如果您對本文件有任何疑問，您有權使用您的語言免費獲得協助和資訊。如需與譯員通話，請致電(833) 578-4436。

Farsi (فارسی): در صورتی که سؤالی پیرامون این سند دارید، این حق را دارید که اطلاعات و کمک را بدون هیچ هزینه ای به زبان مادریتان دریافت کنید. برای گفتگو با یک مترجم شفاهی، با شماره (833) 578-4436 تماس بگیرید.

French (Français) : Si vous avez des questions sur ce document, vous avez la possibilité d'accéder gratuitement à ces informations et à une aide dans votre langue. Pour parler à un interprète, appelez le (833) 578-4436.

Haitian Creole (Kreyòl Ayisyen): Si ou gen nenpòt kesyon sou dokiman sa a, ou gen dwa pou jwenn èd ak enfòmasyon nan lang ou gratis. Pou pale ak yon entèprèt, rele (833) 578-4436.

Italian (Italiano): In caso di eventuali domande sul presente documento, ha il diritto di ricevere assistenza e informazioni nella sua lingua senza alcun costo aggiuntivo. Per parlare con un interprete, chiami il numero (833) 578-4436.

Japanese (日本語):この文書についてなにかご不明な点があれば、あなたにはあなたの言語で無料で支援を受け情報を得る権利があります。 通訳と話すには、(833) 578-4436 にお電話ください。

Korean (한국어): 본 문서에 대해 어떠한 문의사항이라도 있을 경우, 귀하에게는 귀하가 사용하는 언어로 무료 도움 및 정보를 얻을 권리가 있습니다. 통역사와 이야기하려면(833) 578-4436로 문의하십시오.

Language Access Services:

Navajo (Diné): Díí naaltsoos biká'ígíí łahgo bína'ídíłkidgo ná bohónéedzą́ dóó bee ahóót'i' t'áá ni nizaad k'ehjí bee nił hodoonih t'áadoo bą́ą́h ílínígóó. Ata' halne'ígíí ła' bich'į' hadeesdzih nínízingo kojį' hodíílnih (833) 578-4436.

Polish (polski): W przypadku jakichkolwiek pytań związanych z niniejszym dokumentem masz prawo do bezpłatnego uzyskania pomocy oraz informacji w swoim języku. Aby porozmawiać z tłumaczem, zadzwoń pod numer: (833) 578-4436.

Punjabi (ਪੰਜਾਬੀ): ਜੇ ਤੁਹਾਡੇ ਇਸ ਦਸਤਾਵੇਜ਼ ਬਾਰੇ ਕੋਈ ਸਵਾਲ ਹੁੰਦੇ ਹਨ ਤਾਂ ਤੁਹਾਡੇ ਕੋਲ ਮੁਫ਼ਤ ਵਿੱਚ ਆਪਣੀ ਭਾਸ਼ਾ ਵਿੱਚ ਮਦਦ ਅਤੇ ਜਾਣਕਾਰੀ ਪ੍ਰਾਪਤ ਕਰਨ ਦਾ ਅਧਿਕਾਰ ਹੁੰਦਾ ਹੈ। ਇੱਕ ਦੁਭਾਸ਼ੀਏ ਨਾਲ ਗੱਲ ਕਰਨ ਲਈ, (833) 578-4436 ਤੇ ਕਾਲ ਕਰੋ।

Russian (Русский): если у вас есть какие-либо вопросы в отношении данного документа, вы имеете право на бесплатное получение помощи и информации на вашем языке. Чтобы связаться с устным переводчиком, позвоните по тел. (833) 578-4436.

Spanish (Español): Si tiene preguntas acerca de este documento, tiene derecho a recibir ayuda e información en su idioma, sin costos. Para hablar con un intérprete, llame al (833) 578-4436.

Tagalog (Tagalog): Kung mayroon kang anumang katanungan tungkol sa dokumentong ito, may karapatan kang humingi ng tulong at impormasyon sa iyong wika nang walang bayad. Makipag-usap sa isang tagapagpaliwanag, tawagan ang (833) 578-4436.

Vietnamese (Tiếng Việt): Nếu quý vị có bất kỳ thắc mắc nào về tài liệu này, quý vị có quyền nhận sự trợ giúp và thông tin bằng ngôn ngữ của quý vị hoàn toàn miễn phí. Để trao đổi với một thông dịch viên, hãy gọi (833) 578-4436.

It's important we treat you fairly

That's why we follow federal civil rights laws in our health programs and activities. We don't discriminate, exclude people, or treat them differently on the basis of race, color, national origin, sex, age or disability. For people with disabilities, we offer free aids and services. For people whose primary language isn't English, we offer free language assistance services through interpreters and other written languages. Interested in these services? Call the Member Services number on your ID card for help (TTY/TDD: 711). If you think we failed to offer these services or discriminated based on race, color, national origin, age, disability, or sex, you can file a complaint, also known as a grievance. You can file a complaint with our Compliance Coordinator in writing to Compliance Coordinator, P.O. Box 27401, Mail Drop VA2002-N160, Richmond, VA 23279. Or you can file a complaint with the U.S. Department of Health and Human Services, Office for Civil Rights at 200 Independence Avenue, SW; Room 509F, HHH Building; Washington, D.C. 20201 or by calling 1-800-368-1019 (TDD: 1- 800-537-7697) or online at https://ocrportal.hhs.gov/ocr/portal/lobby.jsf. Complaint forms are available at http://www.hhs.gov/ocr/office/file/index.html.

Your summary of benefits

Anthem®

Anthem® Blue Cross and Blue Shield

Your Plan: Anthem Blue Access PPO 500/20%/4000 Rx $10/$35/$75/25% to $350 Tiered

Your Network: Blue Access

Covered Medical Benefits	Cost if you use an In-Network Provider	Cost if you use a Non-Network Provider
Overall Deductible	$500 person / $1,000 family	$1,500 person / $3,000 family
Out-of-Pocket Limit	$4,000 person / $8,000 family	$12,000 person / $24,000 family
The family deductible and out-of-pocket maximum are embedded, meaning the cost shares of one family member will be applied to both per person deductible and per person out-of-pocket maximum; in addition, amounts for all covered family members apply to both the family deductible and family out-of-pocket maximum. No one member will pay more than the per person deductible or per person out-of-pocket maximum. All medical and prescription drug deductibles, copayments and coinsurance apply toward the out-of-pocket maximum (excluding Non-Network Human Organ and Tissue Transplant (HOTT) Services). In-network and out-of-network deductibles and out-of-pocket maximum amounts are separate and do not accumulate toward each other.		
Preventive Care / Screening / Immunization	No charge	50% coinsurance after medical deductible is met
Preventive Care for Chronic Conditions *per IRS guidelines*	No charge	50% coinsurance after medical deductible is met
Virtual Care (Telemedicine / Telehealth Visits)		
Virtual Visits - Online visits with Doctors who also provide services in person		
Primary Care (PCP)	$30 copay per visit medical deductible does not apply	50% coinsurance after medical deductible is met
Mental Health and Substance Abuse care	$30 copay per visit medical deductible does not apply	50% coinsurance after medical deductible is met

Covered Medical Benefits	Cost if you use an In-Network Provider	Cost if you use a Non-Network Provider
Specialist	$70 copay per visit medical deductible does not apply	50% coinsurance after medical deductible is met
Medical Chats and Virtual (Video) Visits for Primary Care from our Online Provider K Health, through its affiliated Provider groups	No charge	
Virtual Visits from Online Provider LiveHealth Online *via www.livehealthonline.com; our mobile app, website or Anthem-enabled device*		
Primary Care (PCP) and Mental Health and Substance Abuse	$10 copay per visit medical deductible does not apply	
Specialist Care	$70 copay per visit medical deductible does not apply	
Visits in an Office		
Primary Care (PCP)	$30 copay per visit medical deductible does not apply	50% coinsurance after medical deductible is met
Specialist Care	$70 copay per visit medical deductible does not apply	50% coinsurance after medical deductible is met
Other Practitioner Visits		
Routine Maternity Care (Prenatal and Postnatal)	20% coinsurance after medical deductible is met	50% coinsurance after medical deductible is met
Retail Health Clinic	$30 copay per visit medical deductible does not apply	50% coinsurance after medical deductible is met
Chiropractic Services *Coverage is limited to 26 visits per benefit period.*	50% coinsurance medical deductible does not apply	Not covered
Other Services in an Office		
Allergy Testing *When Allergy injections are billed separately by network providers, the member is responsible for a $10 copay. When billed as part of an office visit, there is no additional cost to the member for the injection.*	20% coinsurance after medical deductible is met	50% coinsurance after medical deductible is met

Covered Medical Benefits	Cost if you use an In-Network Provider	Cost if you use a Non-Network Provider
Chemo/Radiation Therapy	$70 copay per visit medical deductible does not apply‡	50% coinsurance after medical deductible is met
Dialysis/Hemodialysis	$70 copay per visit medical deductible does not apply	50% coinsurance after medical deductible is met
Prescription Drugs *Dispensed in the office*	20% coinsurance after medical deductible is met	50% coinsurance after medical deductible is met
Surgery	$70 copay per visit medical deductible does not apply‡	50% coinsurance after medical deductible is met
Diagnostic Services		
Lab		
Office	No charge	50% coinsurance after medical deductible is met
Outpatient Hospital	20% coinsurance after medical deductible is met	50% coinsurance after medical deductible is met
X-Ray		
Office	No charge	50% coinsurance after medical deductible is met
Outpatient Hospital	20% coinsurance after medical deductible is met	50% coinsurance after medical deductible is met
Advanced Diagnostic Imaging *for example: MRI, PET and CAT scans*		
Office	20% coinsurance after medical deductible is met	50% coinsurance after medical deductible is met
Freestanding Radiology Center	20% coinsurance after medical deductible is met	50% coinsurance after medical deductible is met

Covered Medical Benefits	Cost if you use an In-Network Provider	Cost if you use a Non-Network Provider
Outpatient Hospital	20% coinsurance after medical deductible is met	50% coinsurance after medical deductible is met
Emergency and Urgent Care		
Urgent Care	$50 copay per visit medical deductible does not apply	50% coinsurance after medical deductible is met
Emergency Room Facility Services *Copay waived if admitted.*	$300 copay per visit after medical deductible is met	Covered as In-Network
Emergency Room Doctor and Other Services	20% coinsurance after medical deductible is met	Covered as In-Network
Ambulance	20% coinsurance after medical deductible is met	Covered as In-Network
Outpatient Mental Health and Substance Abuse		
Doctor Office Visit	$30 copay per visit medical deductible does not apply	50% coinsurance after medical deductible is met
Facility Visit		
Facility Fees	20% coinsurance after medical deductible is met	50% coinsurance after medical deductible is met
Doctor Services	20% coinsurance after medical deductible is met	50% coinsurance after medical deductible is met
Outpatient Surgery		
Facility Fees		
Hospital	20% coinsurance after medical deductible is met	50% coinsurance after medical deductible is met
Freestanding Surgical Center	20% coinsurance after medical deductible is met	50% coinsurance after medical deductible is met

Covered Medical Benefits	Cost if you use an In-Network Provider	Cost if you use a Non-Network Provider
Doctor and Other Services		
Hospital	20% coinsurance after medical deductible is met	50% coinsurance after medical deductible is met
Freestanding Surgical Center	20% coinsurance after medical deductible is met	50% coinsurance after medical deductible is met
Hospital (Including Maternity, Mental Health and Substance Abuse)		
Facility Fees	20% coinsurance after medical deductible is met	50% coinsurance after medical deductible is met
Human Organ and Tissue Transplants *Kidney and Cornea are treated the same as any other illness and subject to the medical benefits.*	20% coinsurance after medical deductible is met	50% coinsurance after medical deductible is met
Doctor and other services	20% coinsurance after medical deductible is met	50% coinsurance after medical deductible is met
Recovery & Rehabilitation		
Home Health Care *Coverage is limited to 100 visits per benefit period. Limits are combined for all home health services.*	20% coinsurance after medical deductible is met	50% coinsurance after medical deductible is met
Rehabilitation services *Coverage for Physical and Occupational Rehabilitation and Habilitation therapy is limited to 40 visits combined per benefit period. Limit includes manipulative treatment when performed by someone other than a chiropractor. Speech Therapy has no visit limit. Benefit limit does not apply to Applied Behavioral Analysis. Benefit limit does not apply when performed as part of Early Intervention.*		
Office	$30 copay per visit medical deductible does not apply	50% coinsurance after medical deductible is met
Outpatient Hospital	20% coinsurance after medical deductible is met	50% coinsurance after medical deductible is met

Covered Medical Benefits	Cost if you use an In-Network Provider	Cost if you use a Non-Network Provider
Cardiac rehabilitation *Coverage is limited to 36 visits per benefit period.*		
Office	$70 copay per visit medical deductible does not apply	50% coinsurance after medical deductible is met
Outpatient Hospital	20% coinsurance after medical deductible is met	50% coinsurance after medical deductible is met
Pulmonary rehabilitation *Coverage is limited to 20 visits per benefit period.*		
Office	$70 copay per visit medical deductible does not apply	50% coinsurance after medical deductible is met
Outpatient Hospital	20% coinsurance after medical deductible is met	50% coinsurance after medical deductible is met
Skilled Nursing Care (facility) *Coverage for Skilled Nursing, Outpatient Rehabilitation and Inpatient Rehabilitation facility settings is limited to 150 days combined per benefit period.*	20% coinsurance after medical deductible is met	50% coinsurance after medical deductible is met
Inpatient Hospice	20% coinsurance after medical deductible is met	50% coinsurance after medical deductible is met
Durable Medical Equipment	20% coinsurance after medical deductible is met	50% coinsurance after medical deductible is met
Prosthetic Devices *Coverage for wigs is limited to 1 item after cancer treatment per benefit period. Coverage for hearing aids is limited to children 1 through 17 years of age, with one hearing aid per ear every 36 months. Newborn hearing aids no limit.*	20% coinsurance after medical deductible is met	50% coinsurance after medical deductible is met

Covered Prescription Drug Benefits	Cost if you use a Preferred Network Pharmacy	Cost if you use an In-Network Pharmacy	Cost if you use a Non-Network Pharmacy
Pharmacy Deductible	Not applicable	Not applicable	Not applicable

Covered Prescription Drug Benefits	Cost if you use a Preferred Network Pharmacy	Cost if you use an In-Network Pharmacy	Cost if you use a Non-Network Pharmacy
Pharmacy Out-of-Pocket Limit	Combined with In-Network medical out-of-pocket limit	Combined with In-Network medical out-of-pocket limit	Combined with Non-Network medical out-of-pocket limit
Prescription Drug Coverage *Cost shares for drugs included on the Essential drug list appear below. Drugs not included on the Essential drug list will not be covered. Your plan uses the Rx Choice Tiered Network. You may receive up to a 90 day supply of medication at Retail 90 pharmacies.*			
Home Delivery Pharmacy *Maintenance medication are available through IngenioRx Home Delivery Pharmacy. You may get two 30-day supply fills of the same maintenance medication at a retail pharmacy. Prior to your 3rd fill, you must call us on the number on your ID card and tell us if you would like to keep getting your maintenance medications from a retail pharmacy or if you would like to use home delivery. If you do not contact us, you will pay the full retail cost of any maintenance medication until you inform us of your decision.*			
Tier 1 - Typically Generic *Per 30 day supply (retail pharmacy and Retail 90 pharmacy). Per 90 day supply (home delivery).*	$10 copay per prescription, deductible does not apply (retail) and $25 copay per prescription, deductible does not apply (home delivery)	$20 copay per prescription, deductible does not apply (retail) and Not covered (home delivery)	50% coinsurance, deductible does not apply (retail) and Not covered (home delivery)
Tier 2 – Typically Preferred Brand *Per 30 day supply (retail pharmacy and Retail 90 pharmacy). Per 90 day supply (home delivery).*	$35 copay per prescription, deductible does not apply (retail) and $105 copay per prescription, deductible does not apply (home delivery)	$45 copay per prescription, deductible does not apply (retail) and Not covered (home delivery)	50% coinsurance, deductible does not apply (retail) and Not covered (home delivery)
Tier 3 - Typically Non-Preferred Brand *Per 30 day supply (retail pharmacy and Retail 90 pharmacy). Per 90 day supply (home delivery).*	$75 copay per prescription, deductible does not apply (retail) and $225 copay per prescription, deductible does not apply (home delivery)	$85 copay per prescription, deductible does not apply (retail) and Not covered (home delivery)	50% coinsurance, deductible does not apply (retail) and Not covered (home delivery)
Tier 4 - Typically Specialty (brand and generic) *Per 30 day supply (specialty pharmacy).*	25% coinsurance up to $350 per prescription, deductible does not apply (retail and home delivery)	25% coinsurance up to $450 per prescription, deductible does not apply (retail) and Not covered (home delivery)	50% coinsurance, deductible does not apply (retail) and Not covered (home delivery)

Covered Vision Benefits	Cost if you use an In-Network Provider	Cost if you use a Non-Network Provider
This is a brief outline of your vision coverage. Only children's vision services count towards your out of pocket limit.		
Children's Vision (up to age 19) **Child Vision Deductible**	$0 person	$0 person
Vision exam *Limited to 1 exam per benefit period.*	No charge	$0 copayment up to plan's Maximum Allowed Amount
Adult Vision (age 19 and older) **Adult Vision Deductible**	$0 person	$0 person
Vision exam *Limited to 1 exam per benefit period.*	No charge	Reimbursed Up to $42

Notes:

- Dependent age: to end of the month in which the child attains age 26.
- Members are encouraged to always obtain prior approval when using non-network providers. Precertification will help the member know if the services are considered not medically necessary.
- No charge means no deductible/copayment/coinsurance up to the maximum allowable amount. 0% means no coinsurance up to the maximum allowable amount. However, when choosing a Non-network provider, the member is responsible for any balance due after the plan payment.
- The representations of benefits in this document are subject to Division of Insurance approval and are subject to change.
- If you have an office visit with your Primary Care Physician or Specialist at an Outpatient Facility (e.g., Hospital or Ambulatory Surgical Facility), benefits for Covered Services will be paid under "Outpatient Facility Services".
- Costs may vary by the site of service. Other cost shares may apply depending on services provided. Check your Certificate of Coverage for details.
- ‡ Your cost share will be reduced when services are provided in a PCP's office.

This summary of benefits is a brief outline of coverage, designed to help you with the selection process. This summary does not reflect each and every benefit, exclusion and limitation which may apply to the coverage. For more details, important limitations and exclusions, please review the formal Evidence of Coverage (EOC). If there is a difference between this summary and the Evidence of Coverage (EOC), the Evidence of Coverage (EOC), will prevail.

Your Plan: Anthem Blue Access PPO 500/20%/4000 Rx $10/$35/$75/25% to $350 Tiered
Your Network: Blue Access

This summary of benefits is intended to be a brief outline of coverage. The entire provisions of benefits and exclusions are contained in the Group Contract, Certificate, and Schedule of Benefits. In the event of a conflict between the Group Contract and this description, the terms of the Group Contract will prevail.

By signing this Summary of Benefits, I agree to the benefits for the product selected as of the effective date indicated.

Authorized group signature (if applicable)	Date
Underwriting signature (if applicable)	Date

In Missouri, (excluding 30 counties in the Kansas City area) Anthem Blue Cross and Blue Shield is the trade name of RightCHOICE® Managed Care, Inc. (RIT), Healthy Alliance® Life Insurance Company (HALIC), and HMO Missouri, Inc. RIT and certain affiliates administer non-HMO benefits underwritten by HALIC and HMO benefits underwritten by HMO Missouri, Inc. RIT and certain affiliates only provide administrative services for self-funded plans and do not underwrite benefits. Independent licensees of the Blue Cross and Blue Shield Association. ® ANTHEM is a registered trademark of Anthem Insurance Companies, Inc. The Blue Cross and Blue Shield names and symbols are registered marks of the Blue Cross and Blue Shield Association.

Language Access Services:

Get help in your language

Curious to know what all this says? We would be too. Here's the English version:
If you have any questions about this document, you have the right to get help and information in your language at no cost. To talk to an interpreter, call (833) 578-4436

Separate from our language assistance program, we make documents available in alternate formats for members with visual impairments. If you need a copy of this document in an alternate format, please call the customer service telephone number on the back of your ID card.

(TTY/TDD: 711)

Arabic (العربية): إذا كان لديك أي استفسارات بشأن هذا المستند، فيحق لك الحصول على المساعدة والمعلومات بلغتك دون مقابل. للتحدث إلى مترجم، اتصل على 578-4436 (833) .

Armenian (հայերեն). Եթե այս փաստաթղթի հետ կապված հարցեր ունեք, դուք իրավունք ունեք անվճար ստանալ օգնություն և տեղեկատվություն ձեր լեզվով: Թարգմանչի հետ խոսելու համար զանգահարեք հետևյալ հեռախոսահամարով՝ (833) 578-4436:

Chinese(中文)：如果您對本文件有任何疑問，您有權使用您的語言免費獲得協助和資訊。如需與譯員通話，請致電(833) 578-4436。

Farsi (فارسی): در صورتی که سؤالی پیرامون این سند دارید، این حق را دارید که اطلاعات و کمک را بدون هیچ هزینه ای به زبان مادری‌تان دریافت کنید. برای گفتگو با یک مترجم شفاهی، با شماره 578-4436 (833) تماس بگیرید.

French (Français) : Si vous avez des questions sur ce document, vous avez la possibilité d'accéder gratuitement à ces informations et à une aide dans votre langue. Pour parler à un interprète, appelez le (833) 578-4436.

Haitian Creole (Kreyòl Ayisyen): Si ou gen nenpòt kesyon sou dokiman sa a, ou gen dwa pou jwenn èd ak enfòmasyon nan lang ou gratis. Pou pale ak yon entèprèt, rele (833) 578-4436.

Italian (Italiano): In caso di eventuali domande sul presente documento, ha il diritto di ricevere assistenza e informazioni nella sua lingua senza alcun costo aggiuntivo. Per parlare con un interprete, chiami il numero (833) 578-4436.

Japanese (日本語):この文書についてなにかご不明な点があれば、あなたにはあなたの言語で無料で支援を受け情報を得る権利があります。 通訳と話すには、(833) 578-4436 にお電話ください。

Korean (한국어): 본 문서에 대해 어떠한 문의사항이라도 있을 경우, 귀하에게는 귀하가 사용하는 언어로 무료 도움 및 정보를 얻을 권리가 있습니다. 통역사와 이야기하려면(833) 578-4436로 문의하십시오.

Language Access Services:

Navajo (Diné): Díí naaltsoos biká'ígíí łahgo bína'ídíłkidgo ná bohónéedzą́ dóó bee ahóót'i' t'áá ni nizaad k'ehjí bee nił hodoonih t'áadoo bááh ílínígóó. Ata' halne'ígíí ła' bich'į' hadeesdzih nínízingo kojį' hodíílnih (833) 578-4436.

Polish (polski): W przypadku jakichkolwiek pytań związanych z niniejszym dokumentem masz prawo do bezpłatnego uzyskania pomocy oraz informacji w swoim języku. Aby porozmawiać z tłumaczem, zadzwoń pod numer: (833) 578-4436.

Punjabi (ਪੰਜਾਬੀ): ਜੇ ਤੁਹਾਡੇ ਇਸ ਦਸਤਾਵੇਜ਼ ਬਾਰੇ ਕੋਈ ਸਵਾਲ ਹੁੰਦੇ ਹਨ ਤਾਂ ਤੁਹਾਡੇ ਕੋਲ ਮੁਫ਼ਤ ਵਿੱਚ ਆਪਣੀ ਭਾਸ਼ਾ ਵਿੱਚ ਮਦਦ ਅਤੇ ਜਾਣਕਾਰੀ ਪ੍ਰਾਪਤ ਕਰਨ ਦਾ ਅਧਿਕਾਰ ਹੁੰਦਾ ਹੈ। ਇੱਕ ਦੁਭਾਸ਼ੀਏ ਨਾਲ ਗੱਲ ਕਰਨ ਲਈ, (833) 578-4436 ਤੇ ਕਾਲ ਕਰੋ।

Russian (Русский): если у вас есть какие-либо вопросы в отношении данного документа, вы имеете право на бесплатное получение помощи и информации на вашем языке. Чтобы связаться с устным переводчиком, позвоните по тел. (833) 578-4436.

Spanish (Español): Si tiene preguntas acerca de este documento, tiene derecho a recibir ayuda e información en su idioma, sin costos. Para hablar con un intérprete, llame al (833) 578-4436.

Tagalog (Tagalog): Kung mayroon kang anumang katanungan tungkol sa dokumentong ito, may karapatan kang humingi ng tulong at impormasyon sa iyong wika nang walang bayad. Makipag-usap sa isang tagapagpaliwanag, tawagan ang (833) 578-4436.

Vietnamese (Tiếng Việt): Nếu quý vị có bất kỳ thắc mắc nào về tài liệu này, quý vị có quyền nhận sự trợ giúp và thông tin bằng ngôn ngữ của quý vị hoàn toàn miễn phí. Để trao đổi với một thông dịch viên, hãy gọi (833) 578-4436.

It's important we treat you fairly

That's why we follow federal civil rights laws in our health programs and activities. We don't discriminate, exclude people, or treat them differently on the basis of race, color, national origin, sex, age or disability. For people with disabilities, we offer free aids and services. For people whose primary language isn't English, we offer free language assistance services through interpreters and other written languages. Interested in these services? Call the Member Services number on your ID card for help (TTY/TDD: 711). If you think we failed to offer these services or discriminated based on race, color, national origin, age, disability, or sex, you can file a complaint, also known as a grievance. You can file a complaint with our Compliance Coordinator in writing to Compliance Coordinator, P.O. Box 27401, Mail Drop VA2002-N160, Richmond, VA 23279. Or you can file a complaint with the U.S. Department of Health and Human Services, Office for Civil Rights at 200 Independence Avenue, SW; Room 509F, HHH Building; Washington, D.C. 20201 or by calling 1-800-368-1019 (TDD: 1- 800-537-7697) or online at https://ocrportal.hhs.gov/ocr/portal/lobby.jsf. Complaint forms are available at http://www.hhs.gov/ocr/office/file/index.html.

Anthem

Your Anthem Blue Cross and Blue Shield Proposal

Connecting you to the coverage you need

A Fully Insured proposal for City of Neosho

Effective October 1, 2022 through September 30, 2024

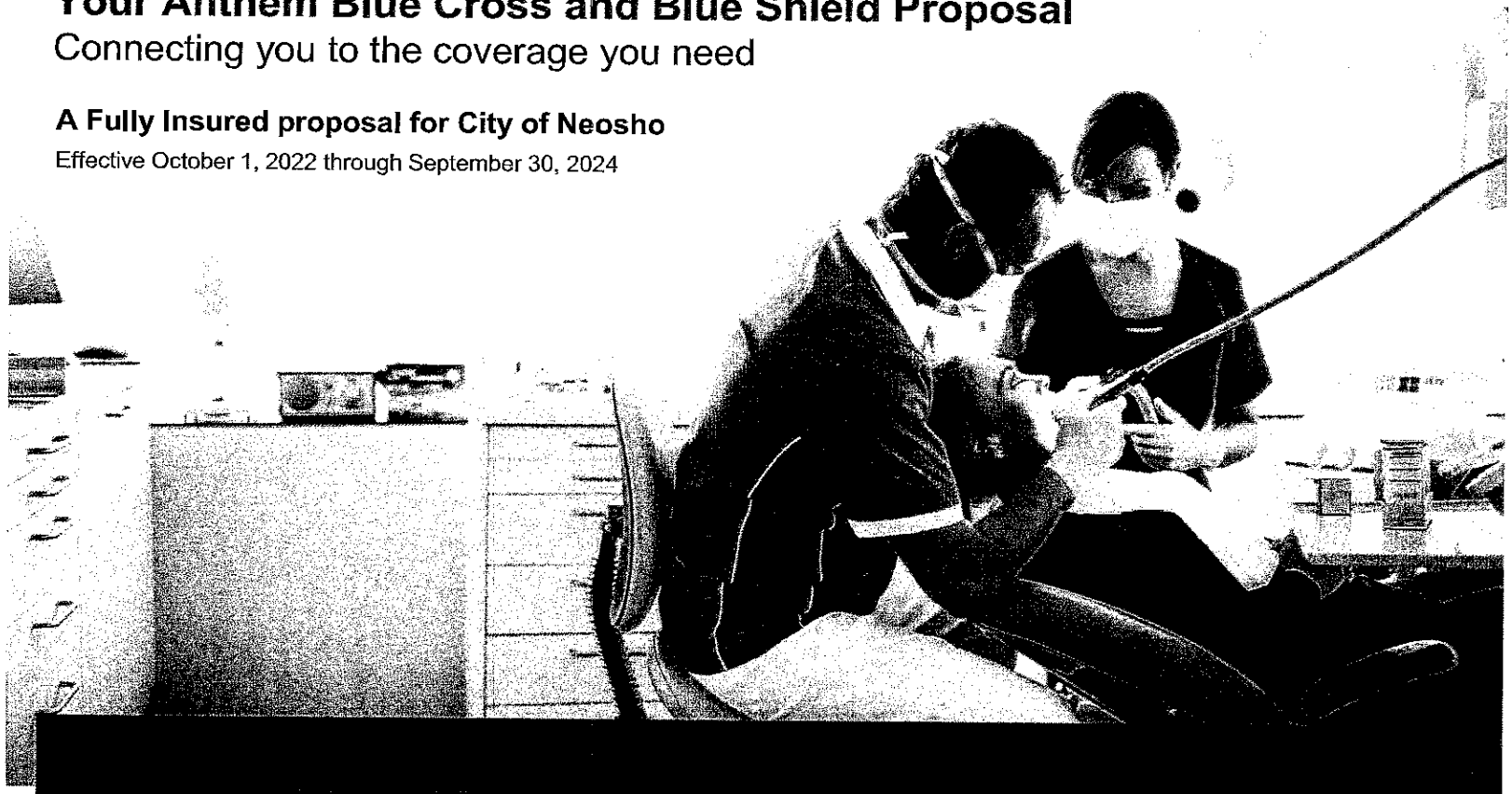

Created on:

August 3, 2022

Anthem

Why choose Anthem for your dental coverage

Taking care of your teeth helps your whole body

Regular dental care is not only important for maintaining good dental health, but routine exams can detect early warnings signs of serious health problems when they are easier to treat. That means taking care of your teeth and mouth can help protect your overall health, which is vital for the overall health and productivity of your workforce. With Anthem Dental, we make it easier and more affordable for your employees to take care of their teeth and mouths, and help them catch health issues earlier.

Access, options, and savings all come standard with Anthem Dental

Anthem Dental creates a simplified, personal experience for your employees by combining the capabilities of a traditional dental carrier with best-in-class network access, discounts, and services — all powered by our unique digital platform and artificial intelligence.

With Anthem Dental, your employees can enjoy:

Access.

Our dental network is one of the largest in the country, with more than 133,000 unique dentists at more than 464,000 locations.[1] With so many choices, members can find a dentist close to home or work.

Strong network discounts.

Members save money by visiting one of our network dentists with our 38% average national network discount.[2]

Innovative benefits solutions.

This includes Teledentistry, Ortho@Home, cosmetic benefits, and accidental dental injury coverage.

Excellent service and convenient, engaging self-service member tools.

Members can choose to call our dedicated customer service team or use one of our self-service tools, including the Sydney Health app, anthem.com, or Alexa. Members also receive individualized, personal health reminders.

Enhanced member support.

Members can access our online Dental Cost Estimator, Dental Health Assessment, and Ask a Hygienist tools.

A focus on whole health: dental + medical coverage

When you buy an Anthem dental and medical plan together, you receive Anthem Whole Health Connection® at no additional cost.

Anthem Whole Health Connection joins your Anthem plans for earlier identification and better management of health conditions, including interventions to help prevent diseases before they develop, by paving the way for communication among dentists and other network providers on the patient's care team, such as primary care doctors and care managers.

The program provides:

- **One dedicated account team** to simplify administration from enrollment through claims processing.
- **Connected dental and medical clinical programs**. We offer two-way sharing of patients' health information among patients and other network providers on the patient's care team, including primary care doctors and care managers. That means dentists in our network can deliver better care to our members because they review relevant, HIPAA-compliant patient health information online, such as prescription medications and recent medical diagnoses.
- **Health reminders**, also called care alerts, to help employees manage ongoing health problems, including diabetes and heart disease.
- **Automatic identification**, enrollment and notification of additional dental services for members with certain health conditions

Here for all your coverage needs

Your health and the health of your employees is our first priority. With coverage options including dental, vision, life, disability, and supplemental health (accident, critical illness, hospital indemnity), our ancillary insurance plans drive significant value, helping you cover all your benefit needs, such as network access and discounts, service, and pricing options to fit every budget.

The Anthem Whole Health Connection program drives additional value, by helping improve health outcomes, lower costs, and create a better health care experiences at no added cost.

Choosing the right dental plan is a big decision, but with Anthem Dental, your employees receive the care they need at the price they want. Talk to your producer or Anthem representative, or visit us at anthem.com/specialty, to learn more. We are here to help.

Medical

Pharmacy

Behavioral Health

Dental

Vision

Life

Disability

Supplemental Health

1 Network360, May 2020.
2 Anthem Quarterly Network Metric Report, 2020.

125494CAEENABC 07/20

Fully Insured Rate
City of Neosho
Effective Date: October 1, 2022
Domicile State: Missouri

Anthem

Deductibles	In-Network	Out-of-Network
Annual Deductible	$50	$50
Family Deductible Multiple	3X Individual	3X Individual
Deductible Waived - Diag/Prev	Yes	Yes
Deductible Waived – Orthodontics	Yes	Yes

Cost-Shares	In-Network	Out-of-Network
Diagnostic & Preventive	100% Coinsurance	100% Coinsurance
Basic Restorative	80% Coinsurance	80% Coinsurance
Non Surgical Endodontics	50% Coinsurance	50% Coinsurance
Surgical Endodontics	50% Coinsurance	50% Coinsurance
Non Surgical Periodontics	50% Coinsurance	50% Coinsurance
Surgical Periodontics	50% Coinsurance	50% Coinsurance
Simple Oral Surgery	80% Coinsurance	80% Coinsurance
Complex Oral Surgery	50% Coinsurance	50% Coinsurance
Major Restorative	50% Coinsurance	50% Coinsurance
Prosthetics	50% Coinsurance	50% Coinsurance
Prosthetic Repairs & Adjustments	80% Coinsurance	80% Coinsurance
Orthodontics	50% Coinsurance	50% Coinsurance
Orthodontic Covers	Dependent Children Only	Dependent Children Only

Maximums	In-Network	Out-of-Network
Annual Maximum	$2,000	$2,000
Annual Maximum Carryover/Carry in	Yes/No	Yes/No
Out of Pocket Maximum Individual/Family	Not Applicable	Not Applicable
Lifetime Orthodontic Maximum	$1,000	$1,000

	Fully Insured Rates		
Tier	Premium Rates	Contracts	Total Monthly Bill
Employee	$29.68	72	$2,136.96
Employee + Spouse	$55.69	15	$835.35
Employee + Child(ren)	$77.73	10	$777.30
Employee + Family	$112.62	9	$1,013.58
Totals		106	$4,763.19
Annual Total			$57,158.28

Quote Details	
Product and Network	Essential Choice and Complete Network
Participation Requirement	65% of Net Eligibles
SIC	9199 - General Government, N.E.C.
OON Reimbursement	90th percentile
Dependent Age	Children to Age 26
Contract Length	24 Months
Posterior Composites	Alternated to Amalgam Benefit
Implants	Limited to one per tooth per 60 months
Brush Biopsy	Not Covered
Cosmetic Teeth Whitening	Not Covered
TMJ	Not Covered
Sealants	Covered as D&P - 1 per 60 months; through age 18
Full Mouth X-Rays	Covered as D&P - 1 per 60 months
Bitewing X-Rays	Covered as D&P - 1 set per 12 months
Prior Coverage	With Prior Coverage
Waiting Periods - Bas/Maj	0 Month Basic/12 Month Major
Waiting Periods - Ortho	12 Month
Waived (Initial Enrollees only)-Bas/Maj/Ortho	N/A / Yes / Yes
Child Ortho Dep Age	Through Age 18

Accepted By:

Signature _____ Date _____

Title _____

Underwriting Signoff:

Signature _____ Date _____

Title _____

August 3, 2022
LG tool ver 113.0.0.xlsm
QuoteID: 21558353

In most of Missouri, Anthem Blue Cross and Blue Shield is the trade name of RightCHOICE® Managed Care, Inc. (RIT), Healthy Alliance® Life Insurance Company (HALIC) and HMO Missouri, Inc. RIT and certain affiliates administer non-HMO benefits underwritten by HALIC and HMO benefits underwritten by HMO Missouri, Inc. RIT and certain affiliates only provide administrative services for self-funded plans and do not underwrite benefits. Independent licensees of the Blue Cross and Blue Shield Association. The Blue Cross and Blue Shield names and symbols are registered marks of the Blue Cross and Blue Shield Association.

Underwriter: JRH
Sales Rep: Runner/Staley

Fully Insured Rate

City of Neosho
Effective Date: October 1, 2022
Domicile State: Missouri

Anthem.

Assumptions:

Note 1:	The above quoted rates are based on information received by Anthem. If at the time of enrollment there is a significant change in any of the information, Anthem reserves the right to withdraw or modify the quoted rates. If actual enrollment varies by more than 10% from the assumed contract counts indicated, Anthem reserves the right to modify the quoted rates.
Note 2:	10.00% broker commission is included in this rate quote.
Note 3:	This Anthem plan assumes no underlying funding of any type including, but not limited to, copays, deductibles and other cost-shares.
Note 4:	Premium discounts may apply if dental coverage is combined with other Anthem lines. Please contact your Anthem sales representative for details. This quote is valid for 60 days.
Note 5:	This proposal is not valid as part of a dual option offering.

Enrollment Requirements

A minimum of 65% of net eligible employees must enroll in this plan. If 50% or more of the employees are located outside the employer's state of domicile, acceptance is contingent upon underwriting approval. Dental offices are not eligible for coverage. DHMO is not considered comparable coverage.

Plans with Orthodontia coverage require a minimum of 10 enrolled subscribers.

Final rates are subject to underwriting approval and verification of all assumptions used in the proposal rating.

Please note: Cosmetic benefits, such as teeth bleaching, in an insurance policy may have income tax implications for both employer groups and plan members. For example, the dollar value of the cosmetic benefit may be considered part of an individual's taxable income. For more information concerning the tax ramifications of cosmetic insurance benefits, please consult a legal or tax advisor.

In most of Missouri, Anthem Blue Cross and Blue Shield is the trade name of RightCHOICE® Managed Care, Inc. (RIT), Healthy Alliance® Life Insurance Company (HALIC) and HMO Missouri, Inc. RIT and certain affiliates administer non-HMO benefits underwritten by HALIC and HMO benefits underwritten by HMO Missouri, Inc. RIT and certain affiliates only provide administrative services for self-funded plans and do not underwrite benefits. Independent licensees of the Blue Cross and Blue Shield Association. The Blue Cross and Blue Shield names and symbols are registered marks of the Blue Cross and Blue Shield Association.

Summary of Benefits
Anthem Dental Essential Choice

City of Neosho
Anthem Dental Complete Network

WELCOME TO YOUR DENTAL PLAN!

Regular dental checkups can help find early warning signs of certain health problems, which means you can get the care you need to get healthy. So, don't skimp on your dental care, good oral care can mean better overall health!

Powerful and easily accessible member tools.

- **Ask a Hygienist:** Dental members can simply email their dental questions to a team of licensed dental professionals who in turn will respond in about 24 hours.
- **Dental Health Risk Assessment:** We want our dental members to better understand their oral health and their risk factors for tooth decay, gum disease and oral cancer. This easy to use online tool can help them do this.
- **Dental Care Cost Estimator:** In order to help our dental member better understand the cost of their dental care, we offer access to a user-friendly, web-based tool that provides estimates on common dental procedures and treatments when using a network dentist.
- **More Capabilities:** With our latest mobile application, members can find a network dentist as well as view their claims. Our application is available for both Android and Apple phones.

Dentists in your plan network.

- You'll save money when you visit a dentist in your plan network because Anthem and the dentist have agreed on pricing for covered services. Dentists who are not in your plan network have not agreed to pricing, and may bill you for the difference between what Anthem pays them and what the dentist usually charges.
- To find a dentist by name or location, go to anthem.com or call dental customer service at the number listed on the back of your ID card.

Ready to use your dental benefits?

- Choose a dentist from the network
- Make an appointment
- Show the office staff your member ID card
- Pay any deductible or copay that is part of your plan

Need to contact us?

See the back of your ID card for who to call, write or email.

Your dental benefits at a glance

The following benefit summary outlines how your dental plan works and provides you with a quick reference of your dental plan benefits. For complete coverage details, please refer to your policy.

		In-Network	Out-of-Network
Annual Benefit Maximum	Calendar Year		
• Per insured person		**$2,000**	**$2,000**
D&P applies to Annual Maximum		**Yes**	**Yes**
Annual Maximum Carryover / Carry In		**Yes/No**	**Yes/No**
Orthodontic Lifetime Benefit Maximum			
• Per eligible insured person		**$1,000**	**$1,000**
Annual Deductible (Does not apply to Orthodontic Services)			
• Per insured person/Family maximum	Calendar Year	**$50/3X Individual**	**$50/3X Individual**
Deductible Waived for Diagnostic/Preventive Services		**Yes**	**Yes**
Out-of-Network Reimbursement:		**90th percentile**	

In most of Missouri, Anthem Blue Cross and Blue Shield is the trade name of RightCHOICE® Managed Care, Inc. (RIT), Healthy Alliance® Life Insurance Company (HALIC) and HMO Missouri, Inc. RIT and certain affiliates administer non-HMO benefits underwritten by HALIC and HMO benefits underwritten by HMO Missouri, Inc. RIT and certain affiliates only provide administrative services for self-funded plans and do not underwrite benefits. Independent licensees of the Blue Cross and Blue Shield Association. The Blue Cross and Blue Shield names and symbols are registered marks of the Blue Cross and Blue Shield Association.

Anthem

Dental Services		In-Network Anthem Pays:	Out-of-Network Anthem Pays:	Waiting Period
Diagnostic and Preventive Services		100% Coinsurance	100% Coinsurance	No Waiting Period
· Periodic oral exam	2 per 12 months			
· Teeth cleaning (prophylaxis)	2 per 12 months; w/periodontal maintenance			
· Bitewing X-rays:	1 set per 12 months			
· Full-mouth or Panoramic X-rays:	1 per 60 months			
· Fluoride application:	1 per 12 months; through age 14			
· Sealants	1 per 60 months; through age 18			
· Space Maintainers	1 per lifetime through age 18; posterior teeth			
Basic Services		80% Coinsurance	80% Coinsurance	No Waiting Period
· Consultation (second opinion)	1 per 12 months			
· Amalgam (silver-colored) Filling	1 per tooth per 24 months			
· Composite (tooth-colored) Filling	1 per tooth per 24 months			
posterior (back) fillings alternated to amalgam benefit (silver-colored filling)				
· Brush Biopsy (cancer test)	Not Covered			
Endodontics (Non-Surgical)		50% Coinsurance	50% Coinsurance	12 Month
· Root Canal	1 per tooth per lifetime			
Endodontics (Surgical)		50% Coinsurance	50% Coinsurance	12 Month
· Apicoectomy and apexification	1 per tooth per lifetime			
Periodontics (Non-Surgical)		50% Coinsurance	50% Coinsurance	12 Month
· Periodontal Maintenance	2 per 12 months; w/teeth cleaning			
· Scaling and root planing	1 per quadrant per 24 months			
Periodontics (Surgical)	1 per quadrant per 36 months	50% Coinsurance	50% Coinsurance	12 Month
· Periodontal Surgery (osseous, gingivectomy, graft procedures)				
Oral Surgery (Simple)		80% Coinsurance	80% Coinsurance	No Waiting Period
· Simple Extractions	1 per tooth per lifetime			
Oral Surgery (Complex)		50% Coinsurance	50% Coinsurance	12 Month
· Surgical Extractions	1 per tooth per lifetime			
Major (Restorative) Services		50% Coinsurance	50% Coinsurance	12 Month
· Crowns, onlays, veneers	1 per tooth per 60 months			
· Cosmetic teeth whitening	Not Covered			
Temporomandibular Joint Disorder (TMJ)		Not Covered	Not Covered	N/A
· X-rays, splints, and surgical procedures including arthroscopy and orthotic devices	Not Covered			
Prosthodontics		50% Coinsurance	50% Coinsurance	12 Month
· Dentures and bridges	1 per tooth per 60 months			
· Dental Implants	Limited to one per tooth per 60 months			
Prosthodontic Repairs/Adjustments		80% Coinsurance	80% Coinsurance	No Waiting Period
· Crown, denture, bridge repairs	1 per 12 months; 6 months after placement			
· Denture and bridge adjustments:	2 per 12 months; 6 months after placement			
Orthodontic Services				
·Dependent Children Only*		50% Coinsurance	50% Coinsurance	12 Month

*Child orthodontic runs through age 18. This means that the child must have been banded prior to their 19th birthday in order to receive coverage.

In most of Missouri, Anthem Blue Cross and Blue Shield is the trade name of RightCHOICE® Managed Care, Inc. (RIT), Healthy Alliance® Life Insurance Company (HALIC) and HMO Missouri, Inc. RIT and certain affiliates administer non-HMO benefits underwritten by HALIC and HMO benefits underwritten by HMO Missouri, Inc. RIT and certain affiliates only provide administrative services for self-funded plans and do not underwrite benefits. Independent licensees of the Blue Cross and Blue Shield Association. The Blue Cross and Blue Shield names and symbols are registered marks of the Blue Cross and Blue Shield Association.

Anthem

Additional Services and Programs

Anthem Whole Health Connection - Dental®

- For members with certain health conditions, additional dental benefits are available without a deductible or waiting periods. Eligible services are paid at 100% and won't reduce your coverage year annual maximum (if applicable)

Accidental Dental Injury Benefit

- Provides members 100% coverage for accidental injuries to teeth up to the coverage year annual maximum (if applicable). No deductibles, member coinsurance, or waiting periods apply

Extension of Benefits

- Following termination of coverage, members are provided up to 60 days to complete treatment started prior to their termination of coverage under the plan and eligible services will be covered

International Emergency Dental Program

- Provides emergency dental benefits while working or traveling abroad from licensed, English-speaking dentists. Eligible covered services will be paid 100% with no deductibles, member coinsurance, or waiting periods and won't reduce the member coverage year annual maximum (if applicable)

Additional Limitations & Exclusions

Below is a partial listing of non-covered services under your dental plan. Please see your policy for a full list.

Services provided before or after the term of this coverage - Services received before your effective date or after your coverage ends, unless otherwise specified in the dental plan certificate

Orthodontics (unless included as part of your dental plan benefits) including orthodontic braces, appliances and all related services

Cosmetic dentistry (unless included as part of your dental plan benefits) provided by dentists solely for the purpose of improving the appearance of the tooth when tooth structure and function are satisfactory and no pathologic conditions (cavities) exist

Drugs and medications including intravenous conscious sedation, IV sedation and general anesthesia when performed with nonsurgical dental care

Analgesia, analgesic agents, and anxiolysis nitrous oxide, therapeutic drug injections, medicines or drugs for nonsurgical or surgical dental care except that intravenous conscious sedation is eligible as a separate benefit when performed in conjunction with complex surgical services.

Waiting periods for endodontic, periodontic and oral surgery services may differ from other Basic Services or Major Services under the same dental plan.
Missing tooth clause of 24 months applies for the replacement of congenitally missing teeth or teeth lost prior to the coverage effective date for this plan

This is not a contract; it is a partial listing of benefits and services. All covered services are subject to the conditions, limitations, exclusions, terms and provisions of your certificate of coverage. In the event of a discrepancy between the information in this summary and the certificate of coverage, the certificate will prevail.

In most of Missouri, Anthem Blue Cross and Blue Shield is the trade name of RightCHOICE® Managed Care, Inc. (RIT), Healthy Alliance® Life Insurance Company (HALIC) and HMO Missouri, Inc. RIT and certain affiliates administer non-HMO benefits underwritten by HALIC and HMO benefits underwritten by HMO Missouri, Inc. RIT and certain affiliates only provide administrative services for self-funded plans and do not underwrite benefits. Independent licensees of the Blue Cross and Blue Shield Association. The Blue Cross and Blue Shield names and symbols are registered marks of the Blue Cross and Blue Shield Association.

Anthem

Your Anthem Blue Cross and Blue Shield Renewal Packet

Connecting you to the coverage you need

A Fully Insured renewal for CITY OF NEOSHO

Group Numbers: MO2107, 00127895

Effective October 1, 2022 through September 30, 2023

Created on:
August 3, 2022

Broker:
SUNSTAR INSURANCE GROUP LLC

Anthem Sales Contact:
Timara Runner
417-888-9053
timara.runner@anthem.com

Health care made smarter, simpler and more affordable

We integrate and analyze data across medical, pharmacy, dental, vision, disability and behavioral health.
That means we act on a complete view of the whole person, making it easier for members to get the care they need – faster.

Whole person health
Connecting people and technology

Personalized care
Catering to each member's unique needs

Member engagement
Motivating members to take charge of their total wellbeing

Anthem Whole Health Connection®



- Robust medical and specialty data
- Sophisticated analytics turning real-time data into insights
- Connecting doctors, pharmacists, vision providers, dentists, care managers and members to close gaps in care

Sydney Health

Sydney is our digital engagement hub, designed to improve outcomes, encourage engagement and deliver a smarter, more intuitive and personal health care experience.

BlueCard

Wherever your employees work or live, they have access to the highest-caliber providers.

95% of doctors

96% of hospitals

LiveHealth Online

Members can see a doctor 24/7 right from their tablet, smartphone or computer with a webcam. Or connect with a therapist or psychologist to talk privately during select hours.

Wellbeing Solutions

Powered by robust data and technology this foundational program provides the right tools members need to achieve targeted goals and incentivizes them toward healthier lifestyles.

Anthem

Proposed fully insured benefit rates

CITY OF NEOSHO
Group Numbers: MO2107, 00127895
Effective October 1, 2022 through September 30, 2023

Quote highlights
Funding type: Fully Insured
Commission level : $16.00 PCPM

Selected Plan

Renewal Plan Designs

	PPO BA $1500 (Rx) Blue Access Custom			PPO BA $500 (Rx) Blue Access Custom			PPO BP $500 (Rx) Blue Preferred Custom		
Monthly Rates, Assumed Enrollment and Total Premium									
	Employees	Current rates	Renewal rates	Employees	Current rates	Renewal rates	Employees	Current rates	Renewal rates
Total: Employee	48	$566.39	*$566.39*	8	$606.26	*$606.26*	21	$577.89	*$577.89*
Total: Employee + Spouse	4	$1,132.77	*$1,132.77*	0	$1,212.52	*$1,212.52*	2	$1,155.78	*$1,155.78*
Total: Employee + Children	9	$991.17	*$991.17*	2	$1,060.96	*$1,060.96*	4	$1,011.31	*$1,011.31*
Total: Employee + Family	1	$1,557.55	*$1,557.55*	0	$1,667.20	*$1,667.20*	1	$1,589.19	*$1,589.19*
Total: Total Employees/Monthly Premium	62	$42,196	*$42,196*	10	$6,972	*$6,972*	28	$20,082	*$20,082*
Total: Annual Premium		$506,351	*$506,351*		$83,664	*$83,664*		$240,980	*$240,980*
Total: Premium Action		*0.00%*			*0.00%*			*0.00%*	

	Current Premium	Renewal Premium
Overall Total Annual Premium	$ 830,995	*$ 830,995*
Overall Premium Action	*0.00%*	

Rates include 2% Dental & 0.5% Vision credits

Authorized Signature: _____

By typing my name I intend for it to serve as my signature, and that I am authorized to sign on behalf of this group.

Title: _____

Date: _____

In Missouri, (excluding 30 counties in the Kansas City area) Anthem Blue Cross and Blue Shield is the trade name of RightCHOICE® Managed Care, Inc. (RIT), Healthy Alliance® Life Insurance Company (HALIC), and HMO Missouri, Inc. RIT and certain affiliates administer non-HMO benefits underwritten by HALIC and HMO benefits underwritten by HMO Missouri, Inc. RIT and certain affiliates only provide administrative services for self-funded plans and do not underwrite benefits. Independent licensees of the Blue Cross and Blue Shield Association. Anthem is a registered trademark of Anthem Insurance Companies, Inc. - 0277383-05

Anthem.

Services included and buy-up options

CITY OF NEOSHO
Group Numbers: MO2107, 00127895
Effective October 1, 2022 through September 30, 2023

Quote highlights
Funding type: Fully Insured

Included in Premiums
Fully Insured Foundational Program
Renewal Wellness Budget- Annual credit in the amount of $2,000.00 will be applied for the purchase of services provided from Anthem, or an outside vendor through September 30, 2023. All applicable invoices must be submitted prior to September 9, 2023. Funds will be forfeited if not used by September 30, 2023.

Account Administration Buy-Up Options (charged separately)	Fee Billed Per Participant Per Month	Confirm Purchase Here
Anthem Commuter	*$3.40*	
Anthem FSA	*$3.40*	
Anthem HRA with FSA, Dependent FSA, Commuter	*$3.40*	
Anthem Limited Purpose FSA or Dependent FSA or Commuter Add on to Anthem HSA	*$1.15*	
Anthem FSA or Dependent FSA or Commuter add on to Member Pay HRA	*$3.40*	
Anthem FSA or Dependent FSA or Commuter add on to Provider Pay HRA	*$3.40*	

Notes
HRA and HSA plan designs include Anthem Account Administration.
Anthem FSA pricing is also applicable to Limited Purpose FSAs and Dependent Care FSAs.
Applicable taxes or assessments are not reflected in the buy-up option pricing.

Authorized Signature: _____
By typing my name I intend for it to serve as my signature, and that I am authorized to sign on behalf of this group.
Title: _____
Date: _____

0277383-05

Assumptions and conditions

CITY OF NEOSHO
Group Numbers: MO2107, 00127895
Effective October 1, 2022 through September 30, 2023

Quote highlights
Funding type: Fully Insured
SIC Code: 9199

If the following underwriting assumptions and conditions are not met, the terms and premium rates in this package will not be valid.

- This contract will be issued in MO and governed by MO state legislation.
- The proposed services, rates and fees are effective from 10/1/2022 through 9/30/2023.
- The medical rates quoted herein incorporate any and all applicable discounts. If the plans or products selected are revised, by either adding or removing specialty products, the medical rates may be revised (up or down) so that the resulting rates are both adequate and reflect any applicable bundling savings or discount.
- This quote provides coverage highlights only. A specimen copy of the policy is available upon request. Benefits chosen are subject to the terms and conditions in the documents that form the contract between the group and Anthem Blue Cross and Blue Shield.
- Employers, as plan sponsors and administrators, are responsible for complying with all applicable laws.
- If not yet approved by the applicable insurance regulator, these benefits and rates may need to be adjusted.
- An employer-employee relationship must exist for all eligible employees, or the quote will not be valid.
- An eligible employee is defined as an active, permanent employee who works for pay or profit at least 30 hours a week, 50 weeks a year, as of the effective date, and who completes the waiting period for eligibility. Seasonal employees, temporary employees or employees working less than 30 hours a week are not eligible.
- Cash in-lieu-of coverage cannot be offered as part of the employer's contribution schedule.
- Where consistent with applicable law, if the number of full-time employees falls below the minimum for a Large Group, upon request Anthem may offer the group any small group medical product for which it qualifies.
- Employees in Hawaii are not eligible for coverage under this plan.
- The proposal assumes the same enrollment for medical and drug coverages.
- The cost for our standard reporting package is included.

- This quote assumes that at least 50% of eligible employees and 75% of net eligible employees will participate in this plan (net eligible is total eligible less valid waivers). In order to encourage employee participation Anthem Blue Cross and Blue Shield recommends that the employer contribution be at minimum 50% of the employee rate for the least expensive benefit plan.
- All employees requesting waiver of coverage must submit satisfactory evidence of qualifying existing coverage.
- Anthem products quoted cannot be offered along with another carrier's defined contribution plan.
- Anthem's rates assume no self-insuring by the employer of underlying member cost shares. The benefits purchased from Anthem must be communicated to the members without changes. A member's financial responsibilities, including, but not limited to, deductibles, coinsurance, copays, out-of-pocket maximums or, for nonparticipating providers, balance-billed charges must be paid solely by the member. The client may not partially pay, reimburse or otherwise lower the member's costs of care. Any deviation will require Anthem to reevaluate the quoted rates or cancel the offer of coverage.
- Electronic eligibility or tape feeds must be in a format compatible with Anthem's systems.
- Rates are quoted on a monthly fully insured non-refunding basis.
- This proposal expires 90 days from the date of release or on the effective date, whichever is sooner.
- Anthem Blue Cross and Blue Shield will be the sole carrier.

- Anthem Blue Cross and Blue Shield has the right to change this proposal or these rates under any of these circumstances:

Assumptions and conditions

CITY OF NEOSHO
Group Numbers: MO2107, 00127895
Effective October 1, 2022 through September 30, 2023

Quote highlights
Funding type: Fully Insured
SIC Code: 9199

If the following underwriting assumptions and conditions are not met, the terms and premium rates in this package will not be valid.

-Employees are given the option to purchase individual market insurance using cafeteria plan (Internal Revenue Code section 125) funds
-Any taxes, fees and assessments set by any statutory, regulatory or other legal authority, that in Anthem Blue Cross and Blue Shield discretion no longer makes the quote valid
-A change in contract period
-Changes in benefits, services or networks
-Change in nature of the employer's business
-Change in ownership of employer's business
-Total enrollment or enrollment distribution by membership type, product, demographics or location changes by 10% or more from that assumed when preparing pricing for this package
-COBRA enrollment exceeds 10% of total enrollment
-Legislative and/or regulatory changes or mandates that materially impact the policy or the employer's plan documents. Plan documents will include those used to create the terms of the plan.
-Changes in the terms, conditions, services or products from those assumed when developing the pricing
-A change in employee contributions of 10% or more

- The premium grace period is 30 days from the billing date.
- The renewal notification will be provided no later than 90 days before the next renewal effective date.
- Seasonal employees are not eligible.
- Retirees are not eligible.

- This quote is for domestic United States employees only. International employees are not eligible for coverage under this plan.
- A commission fee of $16.00 PCPM per contract per month has been included in this proposal.
- Anthem Blue Cross and Blue Shield quoted rates are not valid if any other remaining carrier continues to offer age-banded rates (such as member level rating).
- This offer assumes that no class of employees will be offered an HRA integrated with individual health insurance coverage. Anthem must be notified if particular classes of employees will be offered an HRA integrated with individual health insurance coverage, and a census of those employees must be provided so that appropriate adjustments, if needed, can be made to this offer.

- Anthem shall provide up to one Monthly data feed to a supported outside vendor in Anthem's standard format, not to exceed 12 feeds. The charge is $1,000 for each additional feed. Each time a report is sent to a supported vendor electronically, it is considered a feed, even if the same report is sent to the same vendor monthly. For example, if monthly feeds are sent to two supported vendors, 24 electronic data feeds will have been used on an annual basis. The charge for Weekly data feeds to a single supported vendor, not to exceed 52 feeds, is $15,000 annually. The charge for Daily data feeds to a single supported vendor, not to exceed 365 feeds, is $20,000 annually. Additional fees would be required for Rx integration feeds and telemedicine.
- This quote contains incurred financial and utilization amounts, which includes estimated incurred but not reported claims and predictive modelling risk adjustment, along with taxes, fees and provision for adverse deviation.

Anthem.

Assumptions and conditions

CITY OF NEOSHO

Group Numbers: MO2107, 00127895

Effective October 1, 2022 through September 30, 2023

Quote highlights

Funding type: Fully Insured

SIC Code: 9199

If the following underwriting assumptions and conditions are not met, the terms and premium rates in this package will not be valid.

- This renewal is contingent upon the group / plan sponsor being current with all premium or fees as of the effective date of the renewal, unless specifically agreed to in writing in advance by Anthem.
- The agent/broker does not have the authority to bind or modify the terms of this offer without prior approval of Anthem.

In Missouri, (excluding 30 counties in the Kansas City area) Anthem Blue Cross and Blue Shield is the trade name of RightCHOICE® Managed Care, Inc. (RIT), Healthy Alliance® Life Insurance Company (HALIC), and HMO Missouri, Inc. RIT and certain affiliates administer non-HMO benefits underwritten by HALIC and HMO benefits underwritten by HMO Missouri, Inc. RIT and certain affiliates only provide administrative services for self-funded plans and do not underwrite benefits. Independent licensees of the Blue Cross and Blue Shield Association. Anthem is a registered trademark of Anthem Insurance Companies, Inc. - 0277383-05

Your Anthem Blue Cross and Blue Shield Proposal Packet

The benefits of Anthem's vision coverage

A Fully Insured proposal for City of Neosho

Effective October 01, 2022 through September 30, 2025

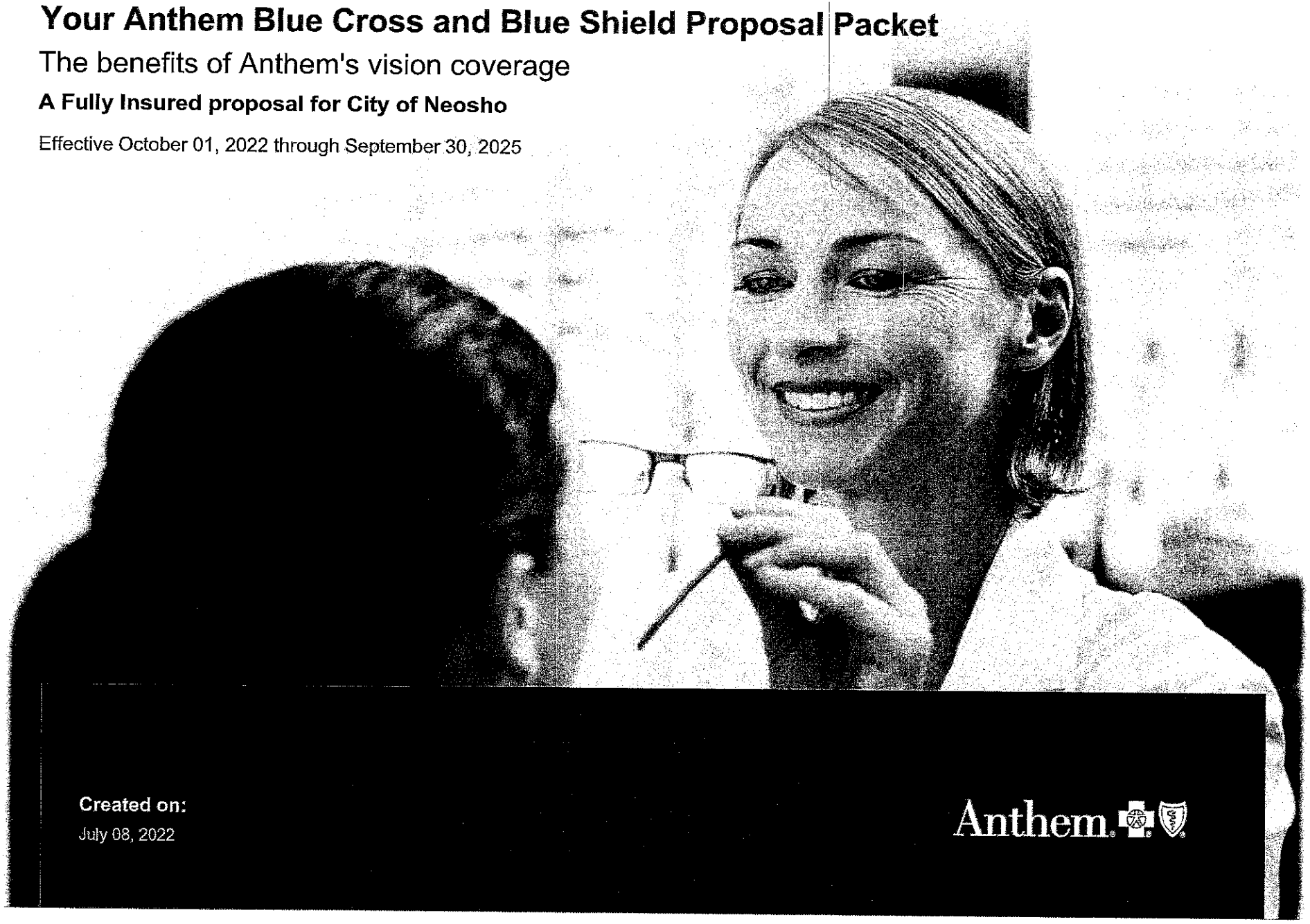

Created on:
July 08, 2022

Anthem.

Why choose Anthem for your vision coverage

The benefits of Blue View Vision

Regular eye care is not only important for maintaining good eye health, but routine exams can detect early warning signs of serious health problems when they are easier to treat. That means taking care of your eyes can help protect your overall health — and that is vital for the overall health and productivity of your workforce. With Blue View Vision℠, we make it easier and more affordable for your employees to take care of their eyes and help catch health issues earlier.

Access, options, and savings all come standard with Blue View Vision

Anthem Vision creates a simplified, personal experience for your employees by combining the capabilities of a traditional vision carrier with best-in-class network access, discounts, and services — all powered by our unique digital platform and artificial intelligence.

With Blue View Vision, your employees can enjoy:

Access

Our network includes over 39,000 eye doctors and other eye care providers at more than 28,000 locations nationwide, making our network one of the largest in the country.[1] With so many choices, members can find an eye care professional close to home or work.

Options

Members can buy eyewear from their network eye doctor or from a variety of popular regional and national stores, such as LensCrafters®, Pearle Vision®, and Target Optical®. Plus, members have access to online providers including Glasses.com, ContactsDirect, 1-800 CONTACTS, and Ray-Ban.com.

Extra benefits for kids

Plans that cover eyewear include coverage for UV-blocking Transitions® lenses and impact-resistant polycarbonate lenses for kids under age 19 at no additional cost.

Real savings

Members save an average of 75% off retail costs when visiting a network provider,[2] 40% off extra pairs of glasses,[3] and 20% off accessories and lens upgrades.[3] Also, our clients with 5,000 or fewer employees save 0.5% on their fully insured medical premium, or 50 cents per employee per month on their self-insured medical fees, when they add Anthem vision to an Anthem medical plan.[4]

Excellent service

Award-winning customer service with live representatives is available seven days a week, with extended evening hours. Online self-service tools like the Sydney Health app help members look up coverage and claims information, as well as find care — all while delivering next-level, personal engagement.

INDEPENDENT PROVIDER NETWORK + LENSCRAFTERS PEARLE VISION OPTICAL GLASSES.COM contactsdirect 1800 contacts Ray-Ban

A focus on whole health: vision + medical coverage

When you buy an Anthem vision and medical plan together, you receive Anthem Whole Health Connection® at no additional cost. Anthem Whole Health Connection joins your Anthem plans for earlier identification and better management of health conditions, including interventions to help prevent diseases before they develop.

Anthem Whole Health Connection paves the way for communication among eye doctors and primary care doctors, providing:

One dedicated account team to simplify administration from enrollment through claims processing.

Connected vision and medical clinical programs. We offer two-way sharing of patients' health information among eye doctors and other network providers on the patients' care team, including primary care doctors and care managers. That means if an eye exam detects a medical condition like diabetes, the information can be quickly communicated to a patient's care team.

Health reminders, also called care alerts, to help employees manage ongoing health problems like diabetes and heart disease.

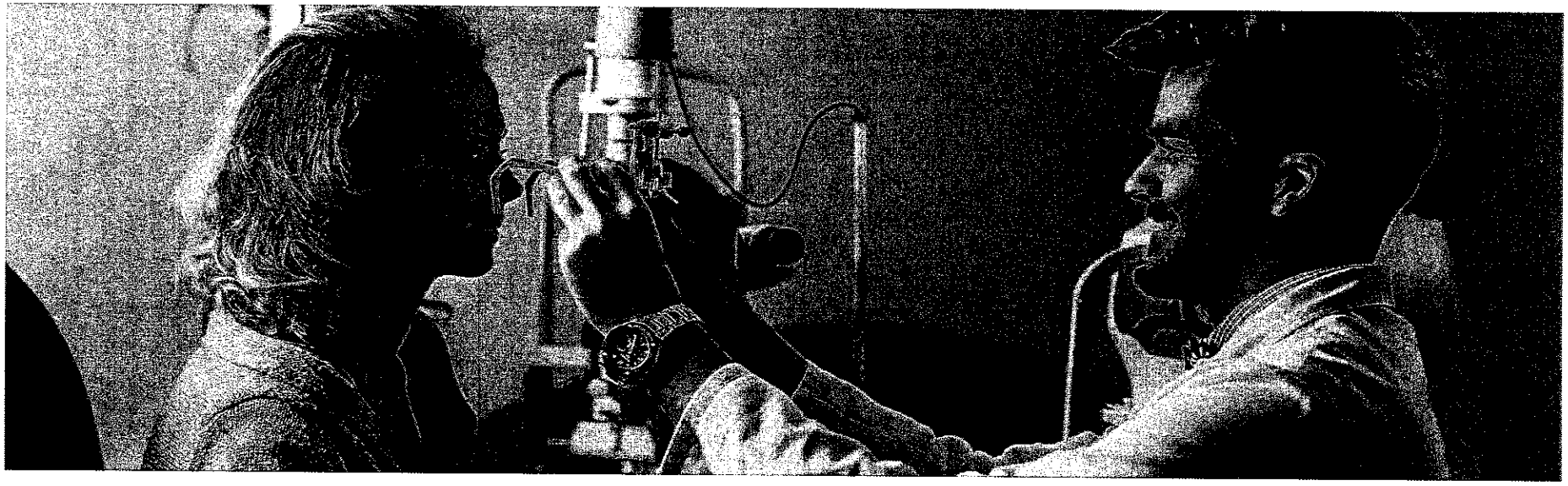

Here for all your coverage needs

Your health and the health of your employees is our first priority. With coverage options including dental, vision, life, disability, and supplemental health (accident, critical illness, hospital indemnity), our ancillary insurance plans drive significant value, helping you cover all your benefit needs, such as network access and discounts, service, and pricing options to fit every budget.

The Anthem Whole Health Connection program drives additional value by helping improve health outcomes, lower costs, and create better health care experiences at no added cost.

Choosing the right vision plan is a big decision, but with Blue View Vision, your employees receive the care they need at a budget-friendly cost. Talk to your producer or Anthem representative, or visit us at anthem.com/specialty, to learn more. We are here to help.

Medical

Pharmacy

Behavioral

Dental

Vision

Life

Disability

Supplemental Health

1 NetMinder data, May 2020.

2 2019 average in-network savings for Blue View Vision members across all benefit designs.

3 Discounts do not apply to frames for which a manufacturer has imposed a no-discount policy. Laws in some states may prohibit network providers from discounting products and services that are not covered benefits under the plan.

4 Our Whole Health Savings program applies to new or renewing fully insured or self-insured large groups with up to 5,000 eligible employees that add a new vision product. The vision plan added must be fully insured and meet a minimum 50% participation of eligible medical employees. This program does not apply to embedded vision or voluntary vision. Subject to underwriting approval. For complete details, please contact your sales representative.

In most of Missouri, Anthem Blue Cross and Blue Shield is the trade name of RightCHOICE® Managed Care, Inc. (RIT), Healthy Alliance® Life Insurance Company (HALIC) and HMO Missouri, Inc. RIT and certain affiliates administer non-HMO benefits underwritten by HALIC and HMO benefits underwritten by HMO Missouri, Inc. RIT and certain affiliates only provide administrative services for self-funded plans and do not underwrite benefits. Independent licensees of the Blue Cross and Blue Shield Association. The Blue Cross and Blue Shield names and symbols are registered marks of the Blue Cross and Blue Shield Association.

Featured plans and rates

Anthem

City of Neosho

Effective October 01, 2022 through September 30, 2025 (Rates are guaranteed for 36 months)

Total Eligible Employees: 156

Select Plan Here

Select SOLD PLAN

	FS.B.10.25.130.130 4M7X
	Standard INN

In-network benefit category

Plan Type	Full Service
Participation Type	Voluntary
Exam Copay and Frequency	$10 Once every calendar year
Prescription Lens Copay and Frequency	$25 Once every calendar year
Frame Benefit and Frequency	$130 Once every other calendar year
Elective Contact Lens Benefit and Frequency	$130 Once every calendar year
Non Elective Contact Lens Benefit and Frequency	Covered in Full Once every calendar year

Standard OON

Out-network benefit category

Plan Type	Full Service
Participation Type	Voluntary
Exam Reimbursement	Up to $42
Eyeglass Lens Single Reimbursement	Up to $40
Eyeglass Lens Bifocal Reimbursement	Up to $60
Eyeglass Lens Trifocal Reimbursement	Up to $80
Frame Reimbursement	Up to $45
Elective Contact Lens Reimbursement	Up to $105
Non Elective Contact Lens Reimbursement	Up to $210

Commission (Percent)	10.00%
Funding	Fully Insured

Total

	Employees	Monthly Rates
Employee	42	$5.86
Employee+Spouse	15	$11.72
Employee+Child(ren)	5	$13.03
Employee+Family	4	$20.40
Total Employees	66	

Total monthly premium	$568.67
Total annual premium	$6,824.04

Authorized Signature: _____

By typing my name I intend for it to serve as my signature, and that I am authorized to sign on behalf of this group.

Title: _____

Date: _____

In most of Missouri, Anthem Blue Cross and Blue Shield is the trade name of RightCHOICE® Managed Care, Inc. (RIT), Healthy Alliance® Life Insurance Company (HALIC) and HMO Missouri, Inc. RIT and certain affiliates administer non-HMO benefits underwritten by HALIC and HMO benefits underwritten by HMO Missouri, Inc. RIT and certain affiliates only provide administrative services for self-funded plans and do not underwrite benefits. Independent licensees of the Blue Cross and Blue Shield Association. The Blue Cross and Blue Shield names and symbols are registered marks of the Blue Cross and Blue Shield Association.

Standard Discounts for Full Service

Additional savings available from in-network providers

When obtaining covered eyewear from a Blue View Vision provider, members may choose to upgrade their new eyeglass lenses at a discounted cost. Costs shown are after any applicable eyeglass lens copayment.

Description	Member cost	Description	Member cost
Progressive Lenses		Transitions lenses (Adults)	$75
Standard	$55	Standard Polycarbonate lenses (Adults)	$40
Premium Tier 1	$85	UV Coating	$15
Premium Tier 2	$95	Tint (Solid and Gradient)	$15
Premium Tier 3	$110	Other lens upgrades and add-ons	20% off retail price
Premium Tier 4	$175	Retinal Imaging (obtained at same time as covered eye exam)	Up to $39
Anti-Reflective Coating		Standard contact lens fitting and follow-up after comprehensive eye exam	Up to $55
Standard	$45	Premium contact lens fitting and follow-up after comprehensive eye exam	10% off retail price
Premium Tier 1	$57	Additional supplies of conventional contact lenses after benefits have been used	15% off retail price
Premium Tier 2	$68	Additional complete pairs of eyeglasses	40% off retail price
Premium Tier 3	$85	Eyeglass materials purchased separately	20% off retail price
Frame	20% off remaining balance	**Elective Contact Lenses (Non-Disposable)** Contact lens allowance will only be applied toward the first purchase of contacts made during a benefit period. Any unused amount remaining cannot be used for subsequent purchases in the same benefit period, nor can any unused amount be carried over to the following benefit period.	15% off remaining balance
		Other items including most non-prescription sunglasses, eyewear accessories such as lens cleaning supplies, contact lens solutions, eyeglass cases, etc.	20% off retail price

Other discounts offers on LASIK surgery and much more are available through our SpecialOffers program

- This information is intended to be a brief outline of plan benefits. The most detailed description of benefits, exclusions, and restrictions can be found in the Certificate of Coverage. Discounts are subject to change without notice. Laws in some states may prohibit network providers from discounting products and services that are not covered benefits under the plan. Discounts will not apply when a manufacturer has imposed a no discount policy on the item.

- Transitions and the swirl are registered trademarks of Transitions Optical, Inc

- Eyeglass Lenses are in Lieu of Contact Lenses. If you receive elective or non-elective contact lenses then no benefits will be available for eyeglass lenses until you satisfy the benefit frequency listed in this Schedule of Benefits.

Assumptions and Conditions

City of Neosho

Anthem

Effective October 01, 2022 through September 30, 2025 (Rates are guaranteed for 36 months)

Quote highlights

Funding type: Fully Insured

If the following underwriting assumptions and conditions are not met, the terms and premium rates in this package will not be valid.

Non Voluntary:

Participation: 70% or higher; minimum enrolled 2

Voluntary:

Participation: 69.9% or lower; minimum enrolled 10

In most of Missouri, Anthem Blue Cross and Blue Shield is the trade name of RightCHOICE® Managed Care, Inc. (RIT), Healthy Alliance® Life Insurance Company (HALIC) and HMO Missouri, Inc. RIT and certain affiliates administer non-HMO benefits underwritten by HALIC and HMO benefits underwritten by HMO Missouri, Inc. RIT and certain affiliates only provide administrative services for self-funded plans and do not underwrite benefits. Independent licensees of the Blue Cross and Blue Shield Association. The Blue Cross and Blue Shield names and symbols are registered marks of the Blue Cross and Blue Shield Association.

Vision Proposal ID: City_of_Neosho_100122_070822145916_RARE_VISION

City of Neosho
203 E. Main St.
Neosho, MO 64850
(417) 451-8050 phone
(417) 451-8065 fax
www.neoshomo.org

August 16, 2022

Colonial Life,

We, the City of Neosho, would like to terminate our contract account number E5347869 on all products effective 10/01/2022 as we have chosen another company for our life, dental, accident, cancer, and critical illness offerings.

Sincerely,

Tyler DeWitt
Mayor, City of Neosho

City of Neosho
203 E. Main St.
Neosho, MO 64850
(417) 451-8050 phone
(417) 451-8065 fax
www.neoshomo.org

August 16, 2022

UNUM,

We, the City of Neosho, would like to terminate our contract account number 661393 on our vision insurance effective 10/01/2022 as we have chosen another company for our vision insurance.

Sincerely,

Tyler DeWitt
Mayor, City of Neosho

Employer Application
Group size 51+ eligible employees
Missouri

Anthem. AnthemLife

Please complete electronically, or in blue or black ink only.

Group no. M O 2 1 0 7

Section 1: Company information

☑ New enrollment ☐ Renewal/Plan amendment	Benefit year ☑ Calendar year ☐ Plan year	Requested effective date (MM/DD/YYYY) 1 0 0 1 2 0 2 2
Applicant (legal name of group) CITY OF NEOSHO		Tax ID/FEIN (required) 4 6 6 0 0 0 2 3 0
Name of association (if applicable)		
Company street address 2 0 3 E MAIN ST		
City NEOSHO	County NEWTON	State MO / ZIP code 6 4 8 5 0
Billing address – If different from above		
City	County	State / ZIP code
Organization type: ☐ Corporation ☐ Partnership ☐ Proprietorship ☐ Limited Liability Company (LLC) ☐ Labor union ☐ Trust ☐ Government unit/agency ☑ Other:		
SIC code – Required 9 1 9 9	Type of business MUNICIPALITY	No. of years in business
Group administrator name KRYSTI MUHIC		Primary phone no. 4 1 7 4 5 1 8 0 5 0
Email address kmuhic@neoshomo.org		Fax no. 4 1 7 4 5 1 8 0 6 5
Additional company contact name		
Email address		Primary phone no.
Current group carrier	Current carrier effective date	Type of coverage / Type of funding
Is any part of group subject to bargaining agreement? ☐ Yes ☐ No Will bargaining agreement participants be considered eligible employees? ☐ Yes ☐ No		
Union name (attach copy of agreement)	Union no.	Contract expiration date

Life and Disability products underwritten by Anthem Life Insurance Company. In Missouri, (excluding 30 counties in the Kansas City area) Anthem Blue Cross and Blue Shield is the trade name of RightCHOICE® Managed Care, Inc. (RIT), Healthy Alliance® Life Insurance Company (HALIC), and HMO Missouri, Inc. RIT and certain affiliates administer non-HMO benefits underwritten by HALIC and HMO benefits underwritten by HMO Missouri, Inc. RIT and certain affiliates only provide administrative services for self-funded plans and do not underwrite benefits. Independent licensees of the Blue Cross and Blue Shield Association. Anthem is a registered trademark of Anthem Insurance Companies, Inc.

Group no.
M O 2 1 0 7

Section 1: Company information – Continued

List all affiliates/subsidiaries/divisions (list names, locations, no. employed at each location.) Attach a separate page to show any separate billing addresses, and any separate billings for life classes.

Names of affiliates/subsidiaries/divisions	Location	No. of employees per location

Total no. of employees residing/working outside of home office state	List no. of employees at each office location

Will any insurance carrier(s), in addition to Anthem, provide medical coverage as part of the group's employee benefit plan? ☐ Yes ☐ No
If yes, list carrier(s) and product(s) offered: _____

In the past 36 months, has the company or any affiliate entity filed for protection or operated under federal/state bankruptcy laws (Chapter 11 or 7) or state receivership? ☐ Yes ☑ No

In the past 36 months, has any creditor filed or threatened to file a petition requesting the company or any affiliated entity to be placed voluntarily into bankruptcy? ☐ Yes ☑ No

Section 2: Type of coverage

Medical coverage

Large Group 51–99 options

- ☐ Anthem Alliance EPO
- ☐ Anthem Alliance EPO HSA (with Copay)
- ☐ Blue Access (PPO)
- ☐ Blue Access PPO HRA
- ☐ Blue Access PPO HRA (with Copay)
- ☐ Blue Access PPO HSA
- ☐ Blue Access PPO HSA (with Copay)
- ☐ Blue Access PPO Deductible First HRA
- ☐ Blue Access Choice (PPO)
- ☐ Blue Access Choice PPO HRA
- ☐ Blue Access Choice PPO HRA (with Copay)
- ☐ Blue Access Choice PPO HSA
- ☐ Blue Access Choice PPO HSA (with Copay)
- ☐ Blue Access Choice PPO Deductible First HRA
- ☐ Blue Preferred EPO
- ☐ Blue Preferred Plus (POS)
- ☐ Blue Preferred Select
- ☐ Blue Preferred Select HRA
- ☐ Blue Preferred Select HRA (with Copay)
- ☐ Blue Preferred Select HSA
- ☐ Blue Preferred Select HSA (with Copay)
- ☐ Blue Preferred Select Deductible First HRA

Large Group 100+ options

- ☐ Anthem Alliance EPO
- ☐ Anthem Alliance EPO HSA (with Copay)
- ☐ Blue Access (PPO)
- ☐ Blue Access PPO HRA
- ☐ Blue Access PPO HRA (with Copay)
- ☐ Blue Access PPO HSA
- ☐ Blue Access PPO HSA (with Copay)
- ☐ Blue Access PPO Deductible First HRA
- ☐ Blue Access PPO (with HRA wrap)
- ☐ Blue Access Choice (PPO)
- ☐ Blue Access Choice PPO HRA
- ☐ Blue Access Choice PPO HRA (with Copay)
- ☐ Blue Access Choice PPO HSA
- ☐ Blue Access Choice PPO HSA (with Copay)
- ☐ Blue Access Choice PPO Deductible First HRA
- ☐ Blue Access Choice PPO (with HRA wrap)
- ☐ Blue Preferred EPO
- ☐ Blue Preferred (HMO)
- ☐ Blue Preferred Options (where applicable)
- ☐ Blue Preferred Options HSA (where applicable)
- ☐ Blue Preferred Plus (POS)
- ☐ Blue Preferred Select
- ☐ Blue Preferred Select HRA
- ☐ Blue Preferred Select HRA (with Copay)
- ☐ Blue Preferred Select PPO (with HRA wrap)
- ☐ Blue Preferred Select HSA
- ☐ Blue Preferred Select HSA (with Copay)
- ☐ Blue Preferred Select Deductible First HRA

For CDHP accounts (HSA/HRA) plans:
Do you want Anthem to facilitate opening a Health Savings Account Financial Custodian (bank) account? ☐ Yes ☐ No
If yes, requires completion of questionnaire.

Flexible Spending Account (FSA) coverage – Multiple plans can be selected.

- ☐ Healthcare FSA (excluded if you have an HSA plan)
- ☐ Limited-Purpose FSA (for dental and vision services)
- ☐ Dependent Care FSA
- ☐ Commuter Parking
- ☐ Commuter Transit
- ☐ No FSA coverage at this time

Dental coverage

☐ Prime Essential Choice Quote ID: _____
☐ Other: _____ Quote ID: _____
☑ Complete Essential Choice Quote ID: 21558353

Vision coverage

☑ Vision

Group no.
M O 2 1 0 7

Contribution requirements

Choose your group contribution level for each month:

Medical: 100 % per employee _____% per dependent (optional)
Dental: 100 % per employee _____% per dependent (optional)
Vision: 0 % per employee _____% per dependent (optional)

Do any classes have a percentage of group contribution different than above? ☐ Yes ☐ No
If yes, explain: _____

Life coverage – Please check all that apply and attach your quote/proposal with the application. A minimum of two employees must enroll.

Life/AD&D products

Choose life product and group contribution percentage:

☐ None
☐ Basic Life _____%
☐ Basic Life & AD&D _____%
☐ Basic Dependent Life _____%
☐ Optional Supplemental/Voluntary Life and AD&D _____%
☐ Optional Supplemental/Voluntary Dependent Life _____%

Life probationary period/waiting period

Would you like to waive the probationary period/eligibility waiting period for ALL existing employees at initial group enrollment? ☐ Yes ☐ No

Is the eligibility waiting period for new eligible employees enrolling in life plans after the group's coverage effective date the same as the Anthem medical policy eligibility period? ☐ Yes ☐ No

If no, enter the life eligibility probationary period below. Attach additional page if more than three classes.

Class number	Description of eligibility probationary period (Ex. Date of hire, First of month following 60 days of continuous employment, etc.)

Eligible employees must be actively at work, and must satisfy any applicable waiting period. Minimum work hours required for eligible employees is 30 hours per week unless otherwise indicated.

Prior life coverage

Do you have any existing life insurance with this or any other company? ☐ Yes ☐ No

Do you intend with the purchase of this insurance to replace, terminate or change the value of any existing life insurance with this or any other company? ☐ Yes ☐ No

If yes, provide information below for each policy or contract being replaced and attach any applicable replacement forms:

Insurance company name	Policy/contract no.	Termination date (MM/DD/YYYY)

Disability coverage – Please check all that apply and attach your quote/proposal with the application. A minimum of two employees must enroll.

Disability products

Choose disability product and group contribution percentage:

☐ None
☐ Short Term Disability _____%
☐ Long Term Disability _____%
☐ Voluntary Short Term Disability _____%
☐ Voluntary Long Term Disability _____%

If disability benefits are selected, indicate whether the employee pays disability premiums on a pre- or post-tax basis. If it varies by class, attach additional page with class-level information.

Short Term Disability: ☐ Pre tax ☐ Post tax
Long Term Disability: ☐ Pre tax ☐ Post tax
Voluntary Short Term Disability: ☐ Pre tax ☐ Post tax
Voluntary Long Term Disability: ☐ Pre tax ☐ Post tax

Group no.
M O 2 1 0 7

Disability coverage – Continued

Disability probationary period/waiting period

Would you like to waive the probationary period/eligibility waiting period for ALL existing employees at initial group enrollment? ☐ Yes ☐ No

Is the eligibility waiting period for new eligible employees enrolling in disability plans after the group's coverage effective date the same as the Anthem medical policy eligibility period? ☐ Yes ☐ No

If no, enter the disability eligibility probationary period below. Attach additional page if more than three classes.

Class number	Description of eligibility probationary period (Ex. Date of hire, First of month following 60 days of continuous employment, etc.)

Eligible employees must be actively at work, and must satisfy any applicable waiting period. Minimum work hours required for eligible employees is 30 hours per week unless otherwise indicated.

Prior disability coverage

Do you have any existing disability insurance with this or any other company? ☐ Yes ☐ No

Do you intend with the purchase of this insurance to replace, terminate or change the value of any existing disability insurance with this or any other company? ☐ Yes ☐ No

If yes, provide information below for each policy or contract being replaced and attach any applicable replacement forms:

Insurance company name	Policy/contract no.	Termination date (MM/DD/YYYY)

Participation requirements

Refer to the Life and Disability Proposal for life and disability participation requirements.

Not actively-at-work requirements for life and disability products

The employees listed below are not presently actively at work and/or are not expected to be actively at work on the requested group effective date. Anthem Life Insurance Company (Anthem Life) may make an exception and assume liability, subject to Underwriting approval, for certain employees. Unless this exception is applied for and granted as indicated below, they will not be covered until they return to active work. To qualify for this exception, the following conditions must all be satisfied. 1) The employee's absence must be due to illness or injury. 2) The employee must be covered by the prior carrier on the day immediately prior to Anthem Life's effective date of coverage for your group. 3) The employee must not be eligible to have coverage continued or extended by the prior carrier after that policy/contract terminates. In no event will the actively-at-work requirement be waived for coverage which provides benefits due to total disability, such as short term disability, waiver of premium or extension of benefits. In no event will any increase in coverage or any additional coverage become effective until the employee returns to work. Coverage approved below will end when your group's coverage under Anthem Life's policy ends or at the end of any time period shown below, whichever occurs first. (Attach additional sheet if necessary.)

Employee name	Amount of insurance	Date of birth	Last date worked	Reason not working	Date expected to return	Insured by prior carrier	Request actively-at-work waiver	For Anthem use only. Waiver request approved	For Anthem use only. Underwriter approval
						☐ Yes ☐ No	☐ Yes ☐ No	☐ Yes ☐ No	
						☐ Yes ☐ No	☐ Yes ☐ No	☐ Yes ☐ No	
						☐ Yes ☐ No	☐ Yes ☐ No	☐ Yes ☐ No	

Group no.
M O 2 1 0 7

Group Accident, Critical Illness, and Hospital Indemnity Insurance

Refer to sold case proposal for plan details.

☐ Accident Insurance – Contract code 1: _____ Contract code 2: _____ Contract code 3: _____

☐ Critical Illness Insurance – Contract code 1: _____ Contract code 2: _____ Contract code 3: _____
☐ Tobacco rated ☐ Uni-Tobacco

☐ Hospital Indemnity Insurance – Contract code 1: _____ Contract code 2: _____ Contract code 3: _____

Medicare Part D coverage

Prescription drug benefits: ☐ Wrap ☐ Waiver ☐ Subsidy

If subsidy (CMS Information needed): Plan sponsor ID: _____ Application ID: _____
Unique benefit option identifier: _____

Section 3: Eligibility

Eligible full-time employees must work at least 30 hours per week, must be actively at work and must have satisfied any applicable eligibility waiting period. Eligible full-time employees do not include temporary or seasonal employees.

Total number of employees (including part-time): 123

Total number of full-time employees (including those within their waiting period): 113

Total number of full-time employees in employee waiting period: 1

Probationary period/waiting period for eligible enrollees:
☐ None ☑ First of month after hire date ☐ 1 month ☐ 30 days ☐ 2 months ☐ 60 days ☐ 90 days

Do any classes of employees have a different waiting period? ☐ Yes ☑ No If yes, explain:

New eligible enrollees will become effective on:
☐ Day following completion of waiting period/probationary periods **(required for selection of 90 day waiting period)**
☑ First of month following completion of waiting period/probationary period

Do you wish to offer coverage for domestic partners? ☐ Yes ☐ No

Is your group subject to COBRA? ☑ Yes ☐ No
Do you have a COBRA administrator? ☐ Yes ☑ No
Do you want an Anthem affiliate to administer COBRA for your group? ☐ Yes ☑ No If yes, please complete and sign the COBRA agreement.

List employees/dependents on Continuation of Coverage/COBRA	Name of persons in COBRA eligibility period	List all totally disabled employees and dependents

ERISA qualified? ☐ Yes ☑ No

Employee termination effective date: ☑ End of month ☐ End of day

Section 4: Open enrollment – Does not apply to Life and Disability coverage.

Our standard open enrollment period is at least 31 days prior to the group's renewal date and 31 days following, which is held no less frequently than once in any 12 consecutive months. If you want to designate a different open enrollment period, please indicate the following:

Start date: _____ End date: _____ (MM/DD/YYYY)

Group no.
M O 2 1 0 7

Section 7: Agent/producer/broker certification

I certify that:

1. I have reviewed the attached employee and group applications and waivers for completeness and accuracy.
2. I have not completed any of the information contained in the applications except with the permission of the applicant and as noted by my initials on the application.
3. I have not signed any of the applications for a group representative or individual applicant.
4. I have advised the group that a failure to provide complete and accurate information may result in a loss of coverage retroactive to the effective date of coverage or re-rating of the group's premium retroactive to the effective date and that coverage shall not be effective until Anthem and approves the application and the group receives a written notice and contract from Anthem.

Are commissions paid to the agent or agency? ☐ Agent ☑ Agency

Writing payable/sub-agent/producer/broker			**Second writing payable/sub-agent/producer/broker**		
Split commission percentages: Medical: NA % Dental: 100 %			Split commission percentages: Medical: ____ % Dental: ____ %		
Agency name Insurance Benefits Consultants, LLC	Agency ID no. bInhrpjsty		Agency name	Agency ID no.	
Agent/producer/broker name Jasen Boice	Agent ID no. gkjqlpjrwz		Agent/producer/broker name	Agent ID no.	
Commissions paid to tax ID (must match designation above) 87-0779620			Commissions paid to tax ID (must match designation above)		
Agent/producer/broker street address 1009 S Neosho Blvd			Agent/producer/broker street address		
City Neosho	State M O	ZIP code 6 4 8 5 0	City	State	ZIP code
Agent/producer/broker phone no. 417-451-4244			Agent/producer/broker phone no.		
Agent/producer/broker email address jayboice@ibcneosho.com			Agent/producer/broker email address		
Signature	Date (MM/DD/YYYY)		Signature	Date (MM/DD/YYYY)	

For general agent/producer/broker use only

General agent/producer/broker name	Agent/producer/broker ID no.		
Street address	City	State	ZIP code

Sales representative

Sales representative name	Sales representative ID no.

Group no.
M O 2 1 0 7

Section 5: Read this section carefully before signing. Please review your application for errors or omissions.

The employer and/or authorized representative hereby requests that it be approved for coverage through Anthem Blue Cross and Blue Shield and Anthem Life Insurance Company (hereinafter "Anthem" unless otherwise specified) and to be bound by Anthem's and Anthem Life's rules and regulations pertaining to coverage under the insurance contracts and policies, as adopted and/or revised from time to time. Employer understands and certifies the following, and if approved for coverage, agrees by payment of the required premiums; and the authorized representative certifies on behalf of the employer:

1. To comply with all terms and provisions of the Group Contract(s) issued, and trust agreements, if applicable, and also accepts enrollment under the Anthem Life trust policy(ies), if applicable.
2. To make the coverage available to all eligible employees and their eligible dependents and to distribute information and documents to enrolled employees as needed.
3. To maintain records and furnish to Anthem or their designated agent(s), any information required in connection with administration of the coverage.
4. To provide notice of applicable conversion rights and rights to continue health coverage under COBRA to eligible employees and eligible dependents.
5. That statements of medical history will be required of employees, and dependents when applying for coverage within or outside the time frames or amount of coverage limits established by Anthem.
6. That approval for this coverage may cancel any prior contracts and/or coverage with Anthem effective immediately preceding the effective date of the employer's coverage.
7. To pay Anthem by the premium due date, the premiums on behalf of each member covered under the contract, unless otherwise stated in any financial agreement between the parties, to submit applications of employees prior to their date of eligibility, to keep all necessary records regarding membership, to assume responsibility for handling the COBRA and state-mandated continued group coverage and/or conversion process, if applicable.
8. That claims filed by or on behalf of members may, at Anthem's option, be suspended if premiums are not timely received.
9. If applicable, employer will receive on behalf of members, all notices delivered by Anthem, and immediately forward such notices to persons involved, at their last known address.
10. The advance premium check does not create temporary or interim coverage and that receipt and deposit of that payment does not guarantee issuance of coverage. Rather, issuance of coverage is expressly conditioned on Anthem's determination that the group is an acceptable risk based on their current underwriting practices and procedures. Unless these conditions are met, there shall be no liability on the part of Anthem except to refund the payment. The employer will be responsible for returning to individual employees any part of the payment contributed by those employees.
11. That in order for Anthem to accept or decline this application, all the information requested on this application must be completed. In the event the application is not complete, Anthem, or its designated agent(s), is authorized to obtain the necessary information and to complete that information on this application. The employer understands that the coverage issued by Anthem may be different than the coverage applied for herein. In that event, Anthem shall notify the employer of such differences, and by payment of the appropriate premiums, the employer will accept the coverage as issued.
12. The premium rates calculated for the employer are contingent, based upon the accuracy of the eligibility data submitted on employees and covered dependents to Anthem by the employer. Anthem reserves the right to review such rates upon receipt of all individual applications for employers' employees and to modify the rates, if the enrollment information so warrants. Any misstatements on employees' application or failure to report new medical information prior to the employees' effective dates may result in a material change to the groups' coverage or premium rates as of the effective date of coverage.
13. The entire application for group coverage has been reviewed, and all answers contained herein are true and complete to the best of the employer's and/or authorized representative's knowledge and belief.
14. All employees applying for coverage are employees of the employer and receive salary or wages documented on state and/or federal payroll reports. Eligible full-time employees must work at least 30 hours per week, must be actively at work, must have satisfied any applicable eligible waiting period.
15. The requested coverage is not in effect unless and until this application is approved by Anthem, that approval of coverage shall be evidenced by issuing group contracts and/or policies to the employer, and an employee's coverage is not in effect unless and until the employee applies and is approved for coverage by Anthem.
16. The employer acknowledges that he has signed the attached benefit proposals indicating the coverages requested.
17. The broker listed below is authorized to make enrollment and eligibility changes on behalf of the employer's group health plan, and employer will immediately inform Anthem if this authorization is revoked.
18. STD benefits for employees eligible for state disability plans in CA, HI, NJ, NY, PR or RI will be integrated with the state mandated program in that state. The volume calculated for monthly premium will be based on the total benefit amount, and not reduced by the state mandated benefit.

Section 6: Signature – Please attach a check for the first month's premium. Read section 5 carefully before signing.

Printed name of authorized group representative	Title	
Signature of authorized group representative X		Date (MM/DD/YYYY)
Accepted by Anthem's Underwriting Department – Signature X	Title	Date (MM/DD/YYYY)

Anthem

Universal Credit Fund

Billing Process & Suggested Programs

Dear City of Neosho,

We are excited to offer you an exclusive universal credit fund of $2000.00 (two-thousand). These funds will enable you to develop a customized program to meet the unique needs of your company and employee group. Together, we can build a program that will strengthen your company's culture of health and lead to healthy, productive employees.

We have created a streamlined-billing process to make it quick and easy for you to use your universal credit fund. To ensure you get the most from your funds, follow the steps below.

Billing Process:
In order to use your universal credit fund to pay for service(s), vendors must bill Anthem Blue Cross and Blue Shield directly.

1) Vendors who supply service(s) should use the attached invoice template for billing.
2) Submitted invoices must include **Vendor Information**, your **Group Name**, **Description of Service(s)**, **Billed Amount**, and **Date of Service.**
3) Send completed invoices to your Anthem Sales Account Representative for payment.

Please note:

- Universal credit funds must be used within your specified contract period.
- Invoices must be dated within your specified contract period.
- Only valid invoices with the required information outlined above will be submitted for payment.
- Vendors who have never submitted a payment to Anthem Blue Cross and Blue Shield must submit the attached W-9 tax form.

If service(s) are not billed directly to Anthem Blue Cross and Blue Shield, we may allow reimbursement in some specific cases, but certain restrictions apply. Contact your Anthem Sales Account Representative for more information.

Ready to build your custom solution?
Consider some of these popular programs and incentives:

-
- Technology Credits
- Communication Plans
- IT Enhancements
- Audits
- Tobacco/Nicotine Cessation
- Weight Loss/Weight Management
- Stress Management/Better Sleep
- Health & Custom Lunch & Learn Seminars (topic must be pre-approved)
- Mammography Van Visits
- Educational Seminars
- Onsite Healthy Food Demonstrations
- Health Fairs with Medical Screenings, Nutritional Education, etc. (pre-approval of expenses recommended)
- Onsite Exercise Programs (see Anthem Walking Works program)
- Onsite Chair Massages
- Know Your Numbers Programs
- Fitness Club Membership Subsidies (when onsite facility not available)
- Anthem Health & Wellness and EAP Programs (when not included with medical plans)
- Health & Wellness Participation Incentives (gift cards with pre-approval/restrictions apply)
- LiveHealth Online Onsite Kiosk
- Biometric Screening, Flu shots and Other Immunizations
- Personal Exercise Items (fitness shoes, crossrope, dumbbells, resistance bands)
- Exercise Clothing (pre-approval recommended)
- Fitness Wearables/Fitness Trackers
- Personal Health Tracking Journals
- Wellness Newsletters and Health-Related Magazine Subscriptions

Group Signature/Date:_____

Please Note: Employers are responsible for assuring the compliance of their custom programs with all applicable laws and regulations, and should consult with their attorneys, as needed, for legal advice and assistance. In providing the Universal Credit, Anthem does not endorse any employer's custom program(s) or draw any conclusions as to their legal or compliance status.

In Missouri, (excluding 30 counties in the Kansas City area) Anthem Blue Cross and Blue Shield is the trade name of RightCHOICE® Managed Care, Inc. (RIT), Healthy Alliance® Life Insurance Company (HALIC), and HMO Missouri, Inc. RIT and certain affiliates administer non-HMO benefits underwritten by HALIC and HMO benefits underwritten by HMO Missouri, Inc. RIT and certain affiliates only provide administrative services for self-funded plans and do not underwrite benefits. Independent licensees of the Blue Cross and Blue Shield Association. ANTHEM is a registered trademark of Anthem Insurance

City of Neosho CITY COUNCIL AGENDA ITEM

REQUESTED COUNCIL MEETING DATE: August 16, 2022

ITEM: BILL NO. 2022-63: MUTUAL OF OMAHA FOR LIFE AND DISABILITY INSURANCE

ORIGINATING DEPARTMENT: Human Resources Department

ATTACHMENT:

1. **Bill No. 2022-63 agreement w Mutual of Omaha RE Life and Disability Insurance**
2. **Mutual of Omaha Customer Agreement**

PURPOSE:

The purpose of this item is to get the Council's approval for Mayor DeWitt to sign the 2022/2023 Mutual of Omaha agreement for life and disability insurance and terminate the agreement with Colonial for life insurance.

BACKGROUND:

Staff has been working with Insurance Benefits Consultants to renew disability insurance with Mutual of Omaha and to include both group and voluntary life insurance for 2022/2023.By signing the customer agreement, we agree to renew disability insurance and adding life insurance to the plan and terminate the agreement with Colonial for life.

RECOMMENDATION:

Staff requests council's approval to allow the Mayor to sign the Mutual of Omaha customer agreement.

COUNCIL BILL NO. 2022-63 **ORDINANCE NO. 334-2022**

AN ORDINANCE authorizing the City of Neosho, Missouri, to enter into an Agreement with Mutual of Omaha Insurance Co., a Nebraska Corporation, for the purpose of offering group life and disability insurance; authorizing the City of Neosho to terminate an Agreement with Colonial Life & Accident Insurance Company, a South Carolina Corporation, for the purpose of offering group life insurance; and authorizing the Mayor to execute the foregoing by and on behalf of the City of Neosho.

NOW, THEREFORE, BE IT ORDAINED BY THE COUNCIL OF THE CITY OF NEOSHO, MISSOURI, as follows:

Section 1. That the Agreement, including the Group Insurance Application and the Policy Administration document, by and between the City of Neosho, Missouri, and Mutual of Omaha Insurance Co., a Nebraska Corporation, for the purpose of offering group life and disability insurance, a true and accurate copy of said Agreement being attached hereto and incorporated as Exhibit "A," be and the same is hereby approved.

Section 2. That the Agreement by and between the City of Neosho, Missouri, and Colonial Life & Accident Insurance Company, a South Carolina Corporation, for the purpose of offering group life insurance, account number E5347869, be and the same is hereby terminated with an effective date of October 1, 2022.

Section 3. That the Mayor of the City of Neosho, Missouri, is hereby authorized and directed to execute the foregoing by and on behalf of the City of Neosho.

PASSED BY THE COUNCIL OF THE CITY OF NEOSHO, MISSOURI, this _____ day of _____, 2022, by a vote of _____.

_____
Tyler DeWitt, Mayor

ATTEST:

_____
Cheyenne Wright, City Clerk

APPROVED AS TO FORM:

_____
Jordan L. Paul, City Attorney

Group Insurance Application

United of Omaha Life Insurance Company
3300 Mutual of Omaha Plaza • Omaha, NE 68175

Mutual of Omaha

APPLICANT INFORMATION

Applicant (Full Legal Name) City of Neosho

Address 203 East Main

City Neosho State MO ZIP 64850

REQUESTED EFFECTIVE DATE

Insert Date on this Line 10-01-2022

If this application is approved, insurance will become effective on the requested effective date, unless United of Omaha Life Insurance Company sends written notice of a different effective date.

Coverage(s) being applied for	GROUP (Contributory / Non-Contributory)	GROUP VOLUNTARY (100% Employee Paid)
Life	☐	☐
Life / AD&D	☒	☒
Short Term Disability	☐	☐
Long Term Disability	☐	☐
Dental	☐	☐
Vision	☐	☐
Critical Illness	☐	☐
Hospital Indemnity	☐	☐
Accident	☐	☐

REQUIRED FRAUD WARNING

Any person who knowingly and with intent to defraud any insurance company or other person files an application for insurance or statement of claim containing any materially false information or conceals for the purpose of misleading, information concerning any fact material thereto commits a fraudulent insurance act, may be guilty of a crime and may subject such person to criminal and civil penalties.

ACKNOWLEDGEMENT AND SIGNATURE

All statements in this application and any claims experience data provided to United of Omaha Life Insurance Company are true and complete and will be relied upon by United of Omaha Life Insurance Company to determine whether to issue a policy. Such statements and claims experience data, along with the group insurance proposal from United of Omaha Life Insurance Company, are the basis for any policy issued by United of Omaha Life Insurance Company. Any incomplete, incorrect or misleading statements or data may void this application and any issued policy as of the effective date, subject to the conditions/provisions of the policy.

If an authorized representative at United of Omaha Life Insurance Company's Home Office does not approve this application, no insurance is in effect at any time and any advance payment received will be returned.

Applicant Signature

Name

Title | Date

Broker Signature | Name Jay Boice | License # 291132

G2018APP MO

Mutual of Omaha

New Customer Verification Guide

Presented To:

City of Neosho

Getting Started

Mutual of Omaha

Thank you for choosing Mutual of Omaha for your Group Insurance needs. The New Customer Verification Guide ("Guide") is key to administering your plan effectively and efficiently. To ensure a smooth implementation, complete and sign the applicable section within the Guide.

STEP 1: Review the Group Insurance proposal and complete the sections within the Guide.

Guide	Description	Completed
Group Insurance Proposal	Applicant and Producer verify sold plan design and rates.	☐
Acceptance of Terms and Conditions	**Applicant signature** is required.	☐
Group Insurance Application	**Applicant signature** is required. • Must be signed prior to the proposed effective date	☐
Policy Administration		☐
Contact Information	Premium/Billing, Claims, Administration, and Renewal	
Billing Information	Billing type, format and location	
Eligibility Information	Class description and employee waiting periods	
Earnings Definition	Earnings definition, premium contributions, and ERISA	
Witholding and Tax Reporting	Required for Disability, Accident and Critical Illness coverage	

STEP 2: Return the completed and signed Guide to the Mutual of Omaha representative listed below at least 15 days prior to the requested effective date.

Additional Items Required		Included
Employee Census and Enrollment	• Census in Excel format (preferred method) • Employee enrollment forms, electronic or hard copy • Evidence of Insurability or Application forms • Applicant retains copy of enrollment material	☐
Replacing Prior Insurance Plan	☐ Yes ☐ No	
Prior Carrier Billing statement	Required if transferring coverage from another carrier	☐
Prior Carrier certificate booklet	Required if transferring coverage from another carrier	☐
Sample premium calculation spreadsheet	Required only for Self-administered groups	☐
Producer / Agent Use Only		
Producer Checklist	Producer identification and details	☐
Third Party Administrator Checklist	Required only if TPA is providing services	☐

If you have any questions, please contact your Mutual of Omaha representative.

Sales Representative	Brian Stevenson	
Sales Assistant	Nancy Conard	
Email	Nancy.Conard@mutualofomaha.com	
Phone & Fax	816/437-7926	

Group Office	Kansas City		
Group Office Address	1100 Walnut Street, Suite 2980		
Address 2			
City, State, Zip	Kansas City	MO	64106

Mutual of Omaha

Policy Administration

CONTACT INFORMATION

Applicant Information

Legal Name of Company	City of Neosho		
Doing Business As (DBA)			
Employer Identification Number *(Tax ID Number)*	44-6000230		
Legal Address of Company	203 East Main St.		
Address 2			
City, State, Zip	Neosho	Mo	64850
Company Phone & Fax	417-451-8050	417-451-8065	

Primary Contact

Contact For:
- [x] Premium/Billing
- [x] Claims
- [x] Administration
- [x] Renewal Census (Self-administered only)
- [x] EOI

Contact Name	Krysti Muhic		
Address (if different than above)			
Address 2			
City, State, Zip			
Contact Phone & Fax	417-451-8017	417-451-805.	
Contact Email	Kmuhic@neoshomo.org		

If above Contact Email is not specific to you please provide a unique email for accessing our employer website here:

Should this contact have access to:
Online Billing and Reporting [x] Yes [ ] No
Online Eligibility Maintenance (*List Billed customers only*) [x] Yes [ ] No

Additional Contact

Contact For:
- [x] Premium/Billing
- [x] Claims
- [x] Administration
- [ ] Renewal Census (Self-administered only)
- [x] EOI

Contact Name	Tana Wise		
Address (if different than above)	1009 S. Neosho Blvd.		
City, State, Zip	Neosho	Mo	64850
Contact Phone & Fax	417-451-4244	417-451-4247	
Contact Email	tanawise@ibcneosho.com		

If above Contact Email is not specific to you please provide a unique email for accessing our employer website here:

Should this contact have access to:
Online Billing and Reporting [x] Yes [ ] No
Online Eligibility Maintenance (*List Billed customers only*) [x] Yes [ ] No

Policy Administration

BILLING INFORMATION

1. **Billing Assumptions:** All bills will be sent to the primary contact indicated in the Contact Information section above. Unless otherwise agreed to, or stated in the Group Insurance Proposal, billing statements will be issued on a monthly basis. Premium is due on the first day of the month. The group policy will include a premium grace period provision.

2. **Billing Type and Frequency*:** Select the billing type and frequency you prefer:
   ☑ List Bill *(mandatory for Dental, Vision and Groups under 50 covered employees)*
   Are confirmation statements of Voluntary Term Life coverage necessary for each employee? ☑ Yes ☐ No
   ☐ Self – Administration Bill *(mandatory for Stand Alone AD&D, Stand Alone VAD&D, Business Travel)*

   *Monthly in Advance is the ONLY billing frequency offered for these products.

CAUTION
Please Note

We recommend that all groups under 200 covered employees be set up with the List Bill option that provides you with a monthly-itemized bill. This option provides you online access to the following:
- Enrollment Data Administration- Adds, Terminations and Changes
- Management Reports: Standard and On Demand formats
- Real-Time reporting access to Evidence of Insurability member status
- Administrative Invoice Verification Tool

3. **Enrollment Method** *(required for List Billing only)*: Indicate what method your billing should be based on:
   ☑ Excel census ☐ Enrollment forms ☐ Both
   Specify which method takes precedence in the event of conflicting information
   ☑ Excel census ☐ Enrollment forms

4. **Payroll Deduction Frequency**: Indicate payroll deduction frequency for any voluntary and/or contributory coverages: Select one option.

Monthly *(Standard)*	Weekly *(52/yr)*	Bi-Weekly *(26/yr)*	Semi-Monthly *(24/yr)*	9thly	10thly	13thly
☐	☐	☐	☑	☐	☐	☐

   Specify first payroll date following the effective date (mm/dd/yyyy):

5. **Billing Format**: If you have multiple locations, we can include a location name and number on your billing statement or send a separate bill to each location. Select the billing format you prefer:

   ☑ One bill for all locations/divisions sent to Primary Contact (Standard)
   ☐ One bill itemized by location/division codes sent to Primary Contact *(available for List Billed customers only)*
   ☐ One bill for each location/division sent to the applicable location contacts:

Additional Billing Location

Location Name & Number			
Contact Name			
Billing Address			
City, State, Zip			
Contact Phone & Fax			
Contact Email			
Should this contact have access to: Online Billing and Reporting ☐ Yes ☐ No Online Eligibility Maintenance (*List Billed customers only*) ☐ Yes ☐ No			

For additional locations, provide information on a separate sheet of paper.

Mutual of Omaha

Policy Administration

ELIGIBILITY INFORMATION

Unless otherwise noted in the Group Insurance Proposal, the policy will be issued with the following provisions.

1. **Eligibility Rules:** A clear definition of eligibility rules by class is necessary to properly administer your plan. Complete the table below to clarify whether or not any classes have varying eligibility criteria by product (*include all variations*). If eligibility does not vary by class or product, only complete the first row of the below chart.
   - *Class Description – How the employees class should be described in the policy*
   - *Minimum Hours – Minimum number of hours an employee must work to be eligible for coverage*
   - *Waiting Period – Days, months, years an employee must be employed full-time before becoming eligible for coverage*
   - *Effective Date – Day on which coverage begins after employees satisfy the waiting period*
   - *Termination Date – Day on which coverage terminates once an employee is no longer eligible*

MINIMUM HOURS	COVERAGE WAITING PERIOD	COVERAGE EFFECTIVE DATE	REHIRE EFFECTIVE DATE	COVERAGE TERMINATION DATE	APPLIES TO WHICH PRODUCTS	
Class Description: All Employees						
30 Hours ☑ Week ☐ Month ☐ Quarter ☐ Year	0 Days Months Years	☐ on the day[1] ☐ first day of month coinciding with policy[2] ☒ first day of month following[3]	☐ on the day[1] ☐ first day of month coinciding with policy[2] ☐ first day of month following[3]	☒ on the day- *(Required for disability)* ☐ last day of month *(Required for critical illness)* *(Required for accident)*	☑ Life ☐ STD ☐ LTD ☐ Dental ☐ Crit Illness ☐ Accident ☐ Hospital Indemnity ☐ Stand Alone AD&D ☐ Stand Alone VAD&D ☐ Vision	☑ Vol. Life ☐ Vol. STD ☐ Vol. LTD ☐ Vol. Dental ☐ Vol. Crit Ill ☐ Vol. Acc ☐ Vol. Hosp. Indem. ☐ Busn Travel ☐ Vol. Vision
Class Description:						
Hours ☐ Week ☐ Month ☐ Quarter ☐ Year	Days Months Years	☐ on the day[1] ☐ first day of month coinciding with policy[2] ☐ first day of month following[3]	☐ on the day[1] ☐ first day of month coinciding with policy[2] ☐ first day of month following[3]	☐ on the day- *(Required for disability)* ☐ last day of month *(Required for critical illness)* *(Required for accident)*	☐ Life ☐ STD ☐ LTD ☐ Dental ☐ Crit Illness ☐ Accident ☐ Hospital Indemnity ☐ Stand Alone AD&D ☐ Stand Alone VAD&D ☐ Vision	☐ Vol. Life ☐ Vol. STD ☐ Vol. LTD ☐ Vol. Dental ☐ Vol. Crit Ill ☐ Vol. Acc ☐ Vol. Hosp. Indem. ☐ Busn Travel ☐ Vol. Vision
Class Description:						
Hours ☐ Week ☐ Month ☐ Quarter ☐ Year	Days Months Years	☐ on the day[1] ☐ first day of month coinciding with policy[2] ☐ first day of month following[3]	☐ on the day[1] ☐ first day of month coinciding with policy[2] ☐ first day of month following[3]	☐ on the day- *(Required for disability)* ☐ last day of month *(Required for critical illness)* *(Required for accident)*	☐ Life ☐ STD ☐ LTD ☐ Dental ☐ Crit Illness ☐ Accident ☐ Hospital Indemnity ☐ Stand Alone AD&D ☐ Stand Alone VAD&D ☐ Vision	☐ Vol. Life ☐ Vol. STD ☐ Vol. LTD ☐ Vol. Dental ☐ Vol. Crit Ill ☐ Vol. Acc ☐ Vol. Hosp. Indem. ☐ Busn Travel ☐ Vol. Vision

Note: All of the following examples assume a standard enrollment period of 31 days.

[1] **"on the day"** means insurance is effective on the day after satisfaction of the waiting period (if applicable), or on the day the enrollment form is signed (if applicable), whichever is later.
With no waiting period:
- Noncontributory Plan – Insurance for an employee with a hire date of April 15 would begin on April 15.

- Contributory Plan – Insurance for an employee with a hire date of April 15 that signs the enrollment form on or before May 16 would begin on the day the form is signed.

[2] **"first day of month coinciding with policy"** means insurance is effective on the first day of the month that coincides or follows satisfaction of the waiting period (if applicable), or on the *first day of the month coinciding with or following the day the enrollment form is signed* (if applicable), whichever is later.
With no waiting period:
- Noncontributory Plan – Insurance for an employee with a hire date of April 15 would begin on May 1. Insurance for an employee with a hire day of May 1 would also begin on May 1.
- Contributory or Voluntary Plan – Insurance for an employee with a hire date of April 15 that signs the enrollment form before May 1 would begin on May 1. Insurance for an employee with a hire date of May 1 that signs form on May 1 would begin on May 1. For either hire date, if the form is signed after May 1 but on or before May 16, insurance would begin on June 1.

[3] **"first day of month following"** means insurance is effective on the first day of the month that follows satisfaction of the waiting period (if applicable), or on the *first day of the month following the day the enrollment form is signed* (if applicable), whichever is later.
With no waiting period:
- Noncontributory Plan – Insurance for an employee with a hire date of April 15 would begin on May 1.
- Contributory or Voluntary Plan – Insurance for an employee with a hire date of April 15 that signs the enrollment form before May 1 would begin on May 1. If the form is signed on or after May 1 but on or before May 16, insurance would begin on June 1.

2. **Eligibility Assumptions**
   a. **Rehire/Reinstatement**
      - The Policyholder can elect to include a rehire/reinstatement provision in their coverage.
      - The standard rehire/reinstatement period for Layoff and Leave of Absence for employer groups is 90 days for life, disability, critical illness, accident, hospital indemnity, vision and dental coverages (basic and voluntary).
        - Rehire/reinstatement for Leave of Absence is **not available** for non-employer groups.

   b. **Continuation of Coverage**
      - The Policyholder can elect to include a continuation provision in their coverage.
      - For Life and Hospital Indemnity coverage, the standard Continuation period of Temporary Layoff, Furlough or Personal Leave is 12 weeks.
      - For Accident and Critical Illness coverages, the standard Continuation period of Temporary Layoff or Personal Leave is 12 weeks.
      - For Disability coverages, Continuation for Temporary Layoff, Furlough or Personal Leave is not standardly included.
      - For Dental and Vision coverage, the standard Continuation is until the end of the month.
      - Continuation is **not available** for non-employer groups.

   NOTE: Changes from standard may affect premium rates. Contact your Implementation Manager for Information.

3. **Domestic Partner:** Are Domestic Partners covered? ☐ Yes ☑ No

4. **Open Enrollment: Voluntary Term Life with AD&D**
   Mutual of Omaha has agreed to a one-time open enrollment to occur for a period of up to 90 days prior to the effective date of the policy, subject to the enrollment strategy requirements.

   If open enrollment period differs, indicate dates here: (mm/dd) _____ through _____

   During this one-time period, the covered participant(s) may elect insurance for the first time or request increased insurance up to the policy Guarantee Issue Amount for the covered participant(s) without providing health information. After this one-time period, insurance may only be elected or increased through completion of the Evidence of Insurability health underwriting process for the covered participant(s) except for new covered participant(s) or those experiencing a life event according to the policy. Any subsequent open enrollments are not allowed, unless approved in writing in advance of the enrollment by an authorized representative from Mutual of Omaha's home office.

5. **Enrollment: Life and AD&D**
   Insurance may only be selected or increased through completion of the Evidence of Insurability health underwriting process for the participant(s), except for new participant(s) or those experiencing a life event according to the policy.

Mutual of Omaha

Policy Administration

EARNINGS DEFINITION

Insurable earnings: All employees' insurable earnings must be clearly defined so that premiums and claim payments are correctly calculated. Specify Class Description and Definition of Earnings for each class of employees.

☐ Check this box if the Earnings Definition applies to all Class Descriptions and only complete Class 1.

	Class 1		Class 2		Class 3	
Class Description						
Current Calendar Year[1]	☑		☐		☐	
Overtime	☐		☐		☐	
Differentials	☐		☐		☐	
Other Extra Compensation	☐		☐		☐	
Commissions	☐	Number of Months Averaged ☑ 12 ☐ 24 ☐ 36	☐	Number of Months Averaged ☐ 12 ☐ 24 ☐ 36	☐	Number of Months Averaged ☐ 12 ☐ 24 ☐ 36
Bonuses[2]	☐		☐		☐	
Prior Year W-2[3]	☐		☐		☐	
Prior Calendar Year Average Earnings	☐		☐		☐	

[1]Earnings will be determined on the last day worked. Salary shall not exceed payroll records or premium paid.
[2]Additional approval may be necessary
[3]Bonuses, Commissions and Overtime are included

If the Earnings Definition you select here is different from what is shown on the Sold Proposal or if you do not see the Earnings Definition you want, please contact your Implementation Manager.

PREMIUM CONTRIBUTIONS

Key

A. **Non-Contributory** - 100% Employ**ER** funded.
B. **Contributory** - Employ**ER** & Employ**EE** funded.
C. **Voluntary** - 100% Employ**EE** funded with post-tax dollars. The Employ**ER** is not grossing up employee wages or indirectly funding the program.
D. **Gross-Up** - 100% Employ**EE** funded with post-tax dollars. The Employ**ER** grosses up the employee wages.
E. **Tax Choice (IRS Revenue Ruling 2004-55)** - 100% Employ**ER** funded. Employ**EE**s are offered the choice of whether to have the premium included in their taxable income.
F. **Core / Buy-Up** - Core plan is fully funded by the Employ**ER**. The Buy-Up plan is fully funded by the Employ**EE**.
G. **Section 125** - Employ**EE** or Employ**ER** funded.

Please take a minute to review the Group Insurance Proposal and verify the proposed plan's premium contributions and participation levels are accurate.

1. For Contributory coverage, indicate the percentage of premium paid by both the Employ**ER** and Employ**EE**.

	ER %	EE %	Pre-Tax Post-Tax	Section 125 Plan
Life (EE)		100	Post	☐ Yes
Life (DEP)		100	Post	☐ Yes
LTD				☐ Yes
STD				☐ Yes
Dental (EE)				☐ Yes
Dental (DEP)				☐ Yes
CI (EE/CH)				☐ Yes
CI (SP)				☐ Yes
Accident				☐ Yes
HI (EE)				☐ Yes
HI (DEP)				☐ Yes
Standalone AD&D				☐ Yes
Vision (EE)				☐ Yes
Vision (DEP)				☐ Yes
MA PFL*				n/a
MA PML*				n/a

If any benefits are offered under a Section 125 plan, please indicate your subsequent enrollment period (mm/dd): _____

2. If Disability coverage is being applied for, it is important to know how premiums are funded as this will affect the tax treatment of benefit payments. Please select how Disability premiums will be funded.

Type (See Above Key)	Contribution	STD	LTD
A. Non-Contributory	100% EmployER	☐ Yes	☐ Yes
B. Contributory	EmployER / EmployEE	☐ Yes	☐ Yes
C. Voluntary	100% EmployEE	☐ Yes	☐ Yes
D. Gross-Up	100% EmployEE	☐ Yes	☐ Yes
E. Tax-Choice	EmployER	☐ Yes	☐ Yes
F. Core / Buy-Up	EmployER / EmployEE	☐ Yes	☐ Yes
G. Section 125	EmployER / EmployEE	☐ Yes	☐ Yes

POLICY INFORMATION

Active at work requirement: Unless expressly agreed in advance by Mutual of Omaha, we will issue our standard and approved policy language.

An employee must meet an Active Work requirement to become insured. Will all proposed insureds meet the Active Work requirement?

Yes ☑ All employees listed on the census or any form of enrollment we are providing to you are actively working.

No ☐ Not all employees are actively working.
If No please provide a separate listing of employees and their date of birth who will be excluded from the billing statement. Unless otherwise approved by us, the listed employees will not be covered until the return to active work.

For Life, Dental, Vision, Accident, Critical Illness, and Hospital Indemnity coverage, if employees are not "actively at work", continuity of coverage options may apply. Employees who will not meet the Active Work requirement, or who are not eligible under Mutual of Omaha's continuity of coverage provisions, will be covered once they return to active work and will be added to the billing statement at that time.

Continuity of Coverage Information:
If the Mutual of Omaha policy replaces a prior plan that contained a provision allowing for continuation of coverage, the Mutual of Omaha policy will provide coverage subject to **all** of the conditions below for an employee who:

- was insured under the prior plan on the day prior to the Mutual of Omaha policy effective date
- is otherwise eligible under the Mutual of Omaha policy, but is not actively working on the policy's effective date due to injury or sickness or a leave of absence under federal or state law that allows for continuation of insurance
- is not eligible for benefits or continuation of insurance under any provision of the prior plan (i.e. waiver of premium, conversion, portability)
- is not a retired employee (unless the policy provides coverage for retired employees)
- **is not totally disabled** on the Mutual of Omaha policy's effective date (applies to continuity of **Life** coverage only)

PLEASE NOTE:

- Insurance is subject to uninterrupted payment of premium to us when due.
- Collection of premium does not guarantee payment of a claim. For **Life** claims, if it is determined at the time of claim that the insured was totally disabled as of the policy effective date, the claim will not be paid.
- For **Life, Accident Critical Illness, and Hospital Indemnity** coverage, if the insured has not returned to active work with the Policyholder by the end of the Continuity of Coverage provision, the Policyholder is responsible for providing the insured with conversion rights within 31 days of coverage ending.

For Disability coverage, employees who will not meet the Active Work requirement will be covered once they return to active work.

Extraterritorial States

The states listed below have enacted legislation that requires insurers to provide specific coverage for people residing in their states. If you have employees residing in any of these states, please select the states that would apply.

- ☐ APO/FPO Americas
- ☐ APO/FPO Europe
- ☐ APO/FPO Pacific
- ☐ Alabama
- ☐ Alaska
- ☐ American Samoa
- ☐ Arizona
- ☐ Arkansas
- ☐ BR Virgin Isl
- ☐ CANAL Zone
- ☐ California
- ☐ Colorado
- ☐ Connecticut
- ☐ Delaware
- ☐ District of Columbia
- ☐ Fed St of Micronesia
- ☐ Florida
- ☐ Foreign
- ☐ Georgia
- ☐ Guam
- ☐ Hawaii
- ☐ Idaho
- ☐ Illinois
- ☐ Indiana
- ☐ Iowa
- ☐ Kansas
- ☐ Kentucky
- ☐ Louisiana
- ☐ Maine
- ☐ Marshall Islands
- ☐ Maryland
- ☐ Massachusetts
- ☐ Michigan
- ☐ Minnesota
- ☐ Mississippi
- ☐ Missouri
- ☐ Montana
- ☐ N Mariana Islands
- ☐ Nebraska
- ☐ Nevada
- ☐ New Hampshire
- ☐ New Jersey
- ☐ New Mexico
- ☐ New York
- ☐ North Carolina
- ☐ North Dakota
- ☐ Ohio
- ☐ Oklahoma
- ☐ Oregon
- ☐ Palau
- ☐ Panama
- ☐ Pennsylvania
- ☐ Puerto Rico
- ☐ Rhode Island
- ☐ South Carolina
- ☐ South Dakota
- ☐ Tennessee
- ☐ Texas
- ☐ Utah
- ☐ Vermont
- ☐ Virgin Islands
- ☐ Virginia
- ☐ Washington
- ☐ West Virginia
- ☐ Wisconsin
- ☐ Wyoming

ERISA

Employee Retirement Income Security Act of 1974 (ERISA) is the federal law that sets minimum standards for most employer-sponsored benefits plans. For more information on ERISA, visit the U.S. Department of Labor (DOL) website at https:\\www.dol.gov/dol/topic/health-plans/erisa.htm.

1. Are your benefit plan(s) subject to ERISA?
   Nearly 90% of our clients are ERISA plans. Corporations, partnerships, sole proprietorships, and non-profit organizations are covered, **but governmental employers and churches are not**, and are exempt from the application of ERISA.
   ☐ Yes ☒ No

If yes, you must complete numbers 2-4 on this page.

2. Provide the ERISA plan administrator contact information below. This person is employed at your company and will receive information for annual reporting to the DOL.

Name	
Email Address	
Mailing Address	
Phone	

3. In the boxes below, please provide the three-digit Plan Number (beginning with a '5'), Plan Year and type of coverage. This information can be found on your welfare benefit plan Form 5500.

Plan Number	5	5	5	5	5	5
Plan Anniversary (mm/dd)	/	/	/	/	/	/
Type of Coverage						

Summary Plan Document (SPD) materials include ERISA plan numbers and anniversary dates. Plan anniversary dates also indicate when you need information for your annual 5500 Schedule A DOL filing.

4. Would you like your ERISA information included in your Certificate booklet(s)?
   This relates to ERISA SPD requirements.
   ☐ Yes ☐ No

Note: The employer is ultimately responsible under ERISA for the benefits it agrees to provide its employees.

Mutual of Omaha

Policy Administration

ACCEPTANCE OF TERMS AND CONDITIONS

I confirm that I have reviewed and completed all appropriate sections of the Group Insurance Application and the Policy Administration document included in this Guide.

I agree to and accept the terms and conditions of the Group Insurance Proposal, the Group Insurance Application, and eligibility, benefit, cost details and other information provided in this Guide.

Company Name: City of Neosho

Printed name of Authorized Company Representative: _____

Signature of Authorized Company Representative: _____

Title: _____ Date: _____

An implementation call will take place during the setup of your new coverage. Who should be contacted in this call?

☑ Primary Contact ☐ Producer ☐ Other _____

Name: Krysti Muhic, HR Director

Phone: 417-451-8017

City of Neosho CITY COUNCIL AGENDA ITEM

REQUESTED COUNCIL MEETING DATE: August 16, 2022

ITEM: BILL NO. 2022-64: ALLSTATE FOR ACCIDENT, CANCER, AND CRITICAL ILLNESS INSURANCE

ORIGINATING DEPARTMENT: Human Resources Department

ATTACHMENT:

1. **Bill No. 2022-64 agreement w Allstate RE Accident Cancer and Critical Illness Insurance**
2. **Allstate Customer Agreement**

PURPOSE:

The purpose of this item approves the agreement with Allstate for accident, cancer, and critical illness insurance and terminates the agreement with Colonial for the same.

BACKGROUND:

Staff has been working with Insurance Benefits Consultants to find benefit providers more appropriate for both cost and service for the employees of Neosho. Staff believes switching the accident, cancer, and critical illness insurance from Colonial to Allstate will provide the employees with greater services.

RECOMMENDATION:

Staff requests council's approval to allow the Mayor to sign the Allstate customer agreement.

COUNCIL BILL NO. 2022-64 **ORDINANCE NO. 335-2022**

AN ORDINANCE authorizing the City of Neosho, Missouri, to enter into an Agreement with Allstate Insurance Company, an Illinois Corporation, for the purpose of offering group accident, group cancer, and group critical illness insurance; authorizing the City of Neosho to terminate an Agreement with Colonial Life & Accident Insurance Company, a South Carolina Corporation, for the purpose of offering group accident, group cancer, and group critical illness insurance; and authorizing the Mayor to execute the foregoing by and on behalf of the City of Neosho.

NOW, THEREFORE, BE IT ORDAINED BY THE COUNCIL OF THE CITY OF NEOSHO, MISSOURI, as follows:

Section 1. That the Agreement by and between the City of Neosho, Missouri, and Allstate Insurance Company, an Illinois Corporation, for the purpose of offering group accident, group cancer, and group critical illness insurance, a true and accurate copy of said Agreement being attached hereto and incorporated as Exhibit "A," be and the same is hereby approved.

Section 2. That the Agreement by and between the City of Neosho, Missouri, and Colonial Life & Accident Insurance Company, a South Carolina Corporation, for the purpose of offering group accident, group cancer, and group critical illness insurance, account number E5347869, be and the same is hereby terminated with an effective date of October 1, 2022.

Section 3. That the Mayor of the City of Neosho, Missouri, is hereby authorized and directed to execute the foregoing by and on behalf of the City of Neosho.

PASSED BY THE COUNCIL OF THE CITY OF NEOSHO, MISSOURI, this _____ day of _____, 2022, by a vote of _____.

_____
Tyler DeWitt, Mayor

ATTEST:

_____
Cheyenne Wright, City Clerk

APPROVED AS TO FORM:

_____
Jordan L. Paul, City Attorney

Allstate BENEFITS

Customer Agreement

American Heritage Life Insurance Company (AHL)
Jacksonville, Florida

Group/Account Number _____ Master Account Number _____ Effective Date 10/01/22

1. Account Profile

A. Group/Account Name City of Neosho

B. Situs State Mo **C.** SIC code 9199 **D.** Federal ID No. 44-6000230 **E.** Years in Business 100

F. Type of Business Municipality

G. Physical Address* 203 East Main St.

City Neosho State Mo Zip 64850 * For Group products, address must be based on situs state of Group policy.

☑ Check this box if the Billing Address is the same as the Physical Address.

Contact Person(s):

Responsible Officer of Employer David Kennedy

Title City Manager Phone 417-451-8050 Email dkennedy@neoshomo.org

☐ If Administrative Contact is the same as Responsible Officer of Employer check here.

Administrative Contact Name Krysti Muhic

Administrative Contact Email kmuhic@neoshomo.org Phone 417-451-8050 Fax _____

2. Group Insurance (This section pertains to Group Products only)

A. Subsidiaries to be included in coverage:

Name	Address	City	State	Zip

Number of Employees _____ Wholly-owned Subsidiary of Policyholder?* ☐ Yes ☐ No

B. Requested Effective Date for Plan year _____ to _____ First Payroll Deduction Date _____

C. ☐ Check here and complete the information below if the AHL insurance will be part of an Employee Welfare Benefit Plan established and maintained by the employer/union under the Employee Retirement Income Security Act (ERISA).

ERISA Plan No. _____ Plan Year: From: _____ through: _____ each year.

Plan Name

(If different than above) Plan Address _____

City _____ State _____ Zip _____

The above should be as it appears on the most recent Form 5500 or ***as it will appear*** *on the first form 5500 for a new plan.*

***If the "subsidiary" is not owned by the Policyholder, please describe the relationship under item 6, "Comments".**

3. Proposed Insureds

A. Eligible Employees

1. Total number of employees eligible for coverage: 105
2. Eligible Employees are (check all that apply):

   ☑ Full-time employees who work 20 or more hours per week.

   ☐ Full-time employees who work 25 or more hours per week.

   ☐ Full-time employees who work 30 or more hours per week.

   ☐ Part-time employees who work 20 or more hours per week.

   ☐ Other (explain): _____
3. Describe any class of employees/members to be excluded: _____

B. New Hire Waiting Period is 0 days after hire date.

New Hire Enrollment Period includes the 31 days following the New Hire Waiting Period

Coverage for New Hire begins ☑ On the first day of the month following enrollment or ☐ the Next Day

C. Eligible Individuals in the Waiting Period on the policy effective date will:

☑ Complete Waiting Period or ☐ Be eligible immediately

D. Annual Enrollment Period is:

☑ The Calendar Month before the Policy Anniversary Date ☐ Other (explain): _____

E. Individuals first eligible after the policy effective date may enroll (applies to Allstate Benefits Products ONLY):

☑ Within 31 days of eligibility or ☐ Only at the next Annual Enrollment Period.

F. Will Domestic Partners be excluded from coverage? *(Exclusion is only available for accounts with 500 or more eligible employees.)* ☐ Yes ☑ No

4. Billing Information For Both Group and Individual Products

A. Account Name City of Neosho

B. Billing Address 203 East Main St.

City Neosho State Mo Zip 64850

C. Billing Contact Renee Johnson

Telephone (417) 451-8050 Fax _____ Email rjohnson@neoshomo.org

Enter additional billing location(s):

Billing Address _____

City _____ State _____ Zip _____

Billing Contact _____

Account Number _____ Telephone _____ Fax _____

Email _____

D. Billing Method

☑ Bill to Employer

☐ Account's Designated Payroll Administrator/Service

Name of Account's Designated Payroll Administrator/Service _____

E. Employees will be identified by: ☑ Social Security Number ☐ Employee ID

F. Bill will be identified by: ☐ Social Security Number ☐ Employee ID ☑ Employee Name

4. Billing Information For Both Group and Individual Products

G. Payroll Deduction Frequency

Payroll Frequency	Location Name**	Deductions Per Year	Bills Per Year
☐ Weekly		52 deductions	13 Bills a year
☐ Bi-Weekly		26 deductions	13 Bills a year
☑ Semi-Monthly		24 deductions	12 Bills a year
☐ Monthly		12 deductions	12 Bills a year
☐ Tenthly*		Varies	10 Bills a year
☐ Other			

* Payroll deduction frequency is not allowed for the following true group products: GAP, GIM, GCIP3, GVCIP1 (New Generation), GVDI (New Generation), and STD

** If you **select** more than one payroll deduction **frequency** you will need to provide the corresponding location name.

First Payroll Period Start Date Oct 1, 2022 First Payroll Period End Date Oct 1, 2022

H. Choose billing method:

☑ Combined Billing: For AB Products Only (Combined Invoice is only available electronically through EasyBill Online)

☐ Combined Billing: For AB Group Products with Ameritas Dental (Can also include Ameritas Vision, US Legal and/or AIP Select)

5. Product Offerings

Select Products

GROUP PRODUCTS

- ☑ Group Accident (GVAP1 - 24 Hour Coverage)
- ☐ Group Accident (GVAP2 - Off the Job)
- ☐ Group Accident (GVAP6 - 24 Hour/Off the Job Coverage)
- ☐ Group Accident (GAI7*)
- ☐ Group Critical Illness (GVCIP1)
- ☑ Group Critical Illness (GVCIP2)
- ☐ Group Critical Illness (GCIP3)
- ☐ Group Critical Illness (GVCIP4)
- ☐ Group Critical Illness (GCIP4 - Employer Paid)
- ☐ Group Critical Illness (GCI5**)
- ☐ Group Cancer/Specified Disease (GVCP2)
- ☑ Group Cancer/Specified Disease (GVCP3)
- ☐ Group Universal Life (GUL23)
- ☐ Group Term to Age 100 Life (GPTL)
- ☐ Group Whole Life (GWL)
- ☐ Group Voluntary Disability Income (GVDI)
- ☐ Group SHOP (GVSP1)
- ☐ Group Indemnity Medical 2 (GIM2 - HSA)
- ☐ Group Indemnity Medical 2 (GIM2 - Non-HSA)
- ☐ Major Medical Complement (GAP)

*Product available for new accounts of 250 lives or more, with select enrollment partners, using the Group Administration model.
**Product is available for 1,000 lives or more on the Choice Group Administration model.

SMALL MARKET SOLUTIONS GROUP PRODUCTS*

SMS: 3 - 99 lives / SMS+: 100 - 249 lives

- ☐ Group Accident (GVAP1-SMS & SMS+)
- ☐ Group Accident (GVAP2 - SMS & SMS+)
- ☐ Group Accident (GVAP6 - SMS & SMS+)
- ☐ Group Critical Illness (GVCIP2 - SMS & SMS+)
- ☐ Group Critical Illness (GVCIP4 - SMS & SMS+)
- ☐ Group Voluntary Disability Income (GVDI - SMS & SMS+)
- ☐ Group SHOP (GVSP1 - SMS & SMS+)
- ☐ Group Indemnity Medical 2 (GIM2 - SMS+)
- ☐ Group Term to Age 100 Life (GPTL - SMS & SMS+)
- ☐ Group Whole Life (GWL - SMS & SMS+)
- ☐ Accident (AP6 - SMS & SMS+)--**FL, MI, MN**

***If any SMS product is chosen, then all products must be chosen from the SMS portfolio of products.**

INDIVIDUAL PRODUCTS

- ☐ Accident (AP2)
- ☐ Accident (AP3)
- ☐ Accident (AP6 - 2Tier)
- ☐ Accident (AP6 - 4Tier)
- ☐ Cancer (CP10)
- ☐ Cancer (CP12)
- ☐ Critical Illness (CILP1)
- ☐ Disability (DI5)
- ☐ Hospital Indemnity (SHOP)
- ☐ Individual Whole Life (IWL)

OTHER PRODUCTS AND SERVICES

- ☐ Allstate Identity Protection*
- ☐ Ameritas Dental
- ☐ Ameritas Vision
- ☐ PinnacleCare with CI
- ☐ PinnacleCare ER Paid Standalone
- ☐ Legal Protection

*See attached addendum for terms and conditions.

6. Account Agreement

A. Electronic Delivery of Certificates of Coverage (Group Products Only)--*Not applicable to Puerto Rico*

The certificate of coverage and its accompanying notices (the "Certificate") provides important information to insureds about their coverage under the AHL group insurance policy (the "Policy"). Because of its responsibility for delivering the Certificate to each insured, the Group Policyholder has the right to receive a paper copy of the Certificate, as well as the Policy. However, as a service to the Group Policyholder, AHL provides the following electronic delivery service:

- On behalf of the Group Policyholder, AHL will deliver electronically to insureds the Certificate by making the Certificate available on www.allstatebenefits.com/mybenefits (or other website address, as AHL may designate). Insureds will receive instructions from AHL on how to access their Certificate on the website and will need a personal computer with Internet access, appropriate browser software, and Adobe Acrobat Reader®. Electronic delivery may be limited in some states and/or by product. In those circumstances, AHL will deliver the Certificate (or required parts of the Certificate) to the insured via U.S. Mail.

By signing this Customer Agreement, you are authorizing, and affirmatively consenting to, these electronic delivery methods, as applicable, in place of receiving paper versions of the Certificate and the Policy.

B. Effective Date

If issued, the coverage selected as indicated on the attached addendum(s) will become effective on the date stated in the Policy(ies). The Policy(ies) issued and any amendments, riders, and/or endorsements thereto, along with the application, will constitute the entire contract.

C. Acceptance of Voluntary Insurance

Upon the approval of American Heritage Life Insurance Company, we (the Account) agree to establish a voluntary insurance program for the benefit of our employees/members. We agree to make the insurance available to all eligible employees/members and their eligible dependents and to distribute information and documents to enrolled employees/members as needed. We agree to maintain records and furnish AHL any information required in connection with administration of the insurance coverage. For each employee/member who executes a payroll deduction request, we will withhold the amount authorized. We will forward this money either: (i) directly to AHL upon notice of the premium due from each employee/member, or (ii) to the Account's Designated Payroll Administrator if named in item 3, "Billing Information".

We may, upon written notice to AHL and to our employees/members, discontinue our participation in AHL's Insurance Program. In such event, the continued payment of premiums will be a matter directly between each employee/member and AHL.

We assume no responsibility for forwarding premiums from anyone other than current employees/members.

We understand that AHL does not disclose personal information about our employees/members to companies or organizations not affiliated with AHL that would use the information to market their own products and services. However, AHL may share with us personal information about our employees/members, and other persons, in order to carry out the purpose of AHL's Insurance Program. Personal Information includes all personally identifiable health information and other information about a person that:

- a person provides to AHL to obtain insurance,
- results from an insurance transaction, or
- is otherwise obtained in connection with providing insurance.

We agree not to disclose or use this personal information except as necessary for our participation in AHL's Insurance Program. We may be provided access to this information in electronic form and are responsible for limiting this access to those necessary for our participation.

For all group insurance coverage, we understand we may receive from AHL paper versions of the certificate of coverage and its accompanying notices (the "Certificate") and the AHL group insurance policy (the "Policy"). However, we instead affirmatively consent to AHL providing the following electronic delivery service, as applicable:

- We affirmatively consent to AHL, on behalf of the Group Policyholder, delivering electronically to each insured the Certificate. Where electronic delivery is not available, we request AHL deliver the Certificate and/or the Policy (or required parts thereof) via U.S. Mail.

Employer Authorized Officer - Printed Name: David Kennedy

Employer Authorized Officer - Signature: _____ Date Signed: _____

Comments

Item #	Additional Information
01	

D. Agent Signature

By signing below, I affirm that I have personally met with the Account, verified all of the above information and the Account is ready to be processed.

Agent of Record: IBC

	Agent Number	Name	Date Signed
Agent of Record	4HPN0	IBC	
Servicing Agent	5R2E0	IBC	
Other			
Other			

AOR Sales Channel (select one) ☐ Allstate (EA/EFS) ☑ Independent Agent

7. Servicing Agent

Email Address jayboice@ibcneosho.com

Signature

☑ Group Accident* (GVAP1)

Section 125: ☑ Yes ☐ No (Employer and Association / Union Groups)

Base Units ☑ **Option 1** 2 Units ☑ **Option 2** 3 Units

☑ **Benefit Enhancement Rider Units** ☑ **Option 1** 1 Units ☑ **Option 2** 1 Units

☑ Enhanced Family Fracture Option

Optional Disability Riders for Employees

	Option 1	Option 2		Option 1	Option 2
☐ Off the Job Accident	____ Units	____ Units	☐ Off the Job Accident and Sickness	____ Units	____ Units
☐ On and Off the Job Accident	____ Units	____ Units	☐ On and Off the Job Accident and Sickness	____ Units	____ Units

Optional Disability Riders for Insured Spouse* ☐ **Option 1** ☐ **Option 2**

☐ On and Off the Job Accident ____ Units ____ Units

☐ On and Off the Job Accident and Sickness ____ Units ____ Units

*** Available only with Individual & Spouse or Family coverage when Insured Spouse has worked 25 hours per week for 3 consecutive months.**

Will this replace similar group coverage? ☐ Yes ☑ No If yes: Termination date of similar plan _____

Name of similar insurer _____ (Attach copy of Certificate or SPD)

Policyholder contributes $0.00 or ____ % of each Employee's/Member's Total Monthly Premium.

Policyholder contributes $0.00 or ____ % of each Dependent's Unit Total Monthly Premium .

☐ Check here if this coverage will be part of an Employee Welfare Benefit Plan (ERISA)

***4 tiers except in CO, WA and WV.**

☑ Group Critical Illness (GVCIP2)

Section 125: ☑ Yes ☐ No (Employer and Association / Union Groups)

Option 1 Amount $10,000.00

Option 2 Amount $20,000.00

☑ Waive Pre-existing Condition

☐ Continuation of Insurance Coverage Option to age 70

Optional Benefits

☑ Cancer Critical Illness Benefit

☑ Wellness Benefit 2 Units

☐ Supplemental Critical Illness I* (with Occupational HIV)

☑ Supplemental Critical Illness II (without Occupational HIV)

☑ Second Event Initial Critical Illness Benefit

☑ 2nd Evaluation Benefit Rider (CI Enhancement)

☑ Second Event Cancer Critical Illness Benefit

Will this replace similar group coverage? ☐ Yes ☑ No If yes: Termination date of similar plan. _____

Name of similar insurer _____ (Attach copy of certificate or SPD)

Policyholder contributes $0.00 or ____ % of each Employee's/Member's Total Monthly Premium.

Policyholder contributes $0.00 or ____ % of each Dependent's Unit Total Monthly Premium.

*** Medical Industries ONLY**

☐ Check here if this coverage will be part of an Employee Welfare Benefit Plan (ERISA)

☑ Group Cancer/Specified Disease (GVCP3)

Section 125: ☑ Yes ☐ No (Employer and Association / Union Groups)

☐ 2-Tier (EE Only or Family) ☑ 4-Tier (EE Only, EE + Spouse, EE + Child(ren), or Family)

BENEFITS (Select Units)

	☑ Option 1	☑ Option 2
☑ Hospital Benefits	2 Units	3 Units
☑ Radiation/Chemotherapy Benefits	4 Units	6 Units
☑ Surgery/Related Benefits	2 Units	3 Units
☑ Miscellaneous Benefits	1 Units	1 Units

OPTIONAL BENEFITS (Select Units)

	☑ Option 1	☑ Option 2
☑ Initial Diagnosis	2 Units	5 Units
☐ Intensive Care	____ Units	____ Units
☑ Wellness	2 Units	2 Units
☐ Initial Diagnosis Progressive Option	____ Units	____ Units

Will this replace similar group coverage? ☐ Yes ☑ No If yes: Termination date similar plan _____

Name of similar insurer _____ (Attach copy of Certificate or SPD)

Policyholder contributes $0.00 or ____ % of each Employee's/Member's Total Monthly Premium.

Policyholder contributes $0.00 or ____ % of each Dependent's Unit Total Monthly Premium.

☐ Check here if this coverage will be part of an Employee Welfare Benefit Plan (ERISA)

City of Neosho CITY COUNCIL AGENDA ITEM

REQUESTED COUNCIL MEETING DATE: September 6, 2022
ITEM: 2023 Celebrate Neosho Fireworks

ORIGINATING DEPARTMENT: Development Services Department
ATTACHMENT:

1. **Riverside Fireworks 2023 bid**
2. **J&M Displays 2023 bid**
3. **Fireworks 2023 Invitation to bid**

PURPOSE:

To seek the Council's approval for the bid from Riverside Fireworks for the Celebrate Neosho firework display.

BACKGROUND:

City staff sent out five bids for the Celebrate Neosho firework display. We received two bids back: one from Riverside Fireworks and one from J&M Displays.

Riverside Fireworks	$19,950.00 (this is a 22 - 25 minute show)
J&M Displays	$25,000.00

The amount in the 2022-23 budget for the fireworks program is $15,000.00. If either bid is accepted, the budget for next year would need to be amended.

RECOMMENDATION:

It is the recommendation of staff to accept the Riverside Fireworks bid of $19,950.00.

BID

17023 Chamber Springs Rd
Siloam Springs AR 72761
p: 479.524.0014
f: 479.524.8227

8/16/2022

Bid To:
City of Neosho, MO
Celebrate Neosho June 24th, 2023
Display at:
Morse Park Baseball Fields
Neosho, MO 64850

DESCRIPTION
3" Shells - **324**
4" Shells - **252**
5" Shells - **108**
6" Shells - **72**
8" Shells - **3**
Total Shots - **723**
Electronically Fired with Cobra Wireless Firing System
$5,000,000.00 Insurance Policy
Approximately 22 - 25 Minute Show
Show Budget of **$19,950.00**
Show will have Grand Opener to Start, Mortar Trailer up on Hill to give Higher Aerial Effects, and a 1 min Finale to Finish off the Show

Firework Show References

City of Greenfield, MO	**The Church of Pinnacle Hills Rogers, AR**
Mark Davis (417) 637-2532	**Larry Puckett (479) 271-7799**
City of Joplin, MO 4th of July Show	**City of Carthage, MO 4th of July Show**
Paul Bloomberg (417) 625-4750	**Mark Peterson (417) 237-7035**

Riverside Fireworks Shooter Signature:

X_____

City of Neosho Signature:

X_____

Please make all checks payable to Riverside Fireworks LLC.
If you have any questions concerning this invoice, please contact Tim Reed at tim@riversidefireworks.com

THANK YOU FOR YOUR BUSINESS!

July 20th, 2022

City of Neosho
Attn: Ms. Cheyenne Wright
Neosho Fireworks Display
203 East Main
Neosho, MO 64850

RE: 2022 Fireworks

Dear Fireworks Committee:

Thank you for giving J&M Displays the opportunity to present a bid for the City of Neosho's June 24th, 2023 fireworks display.

Attached is a proposal for your review. It includes an outstanding variety of the popular J&M brand shells, known for their bright hues and dense star bursts. It also includes a breakdown of the show into the opening, main body and finale with a complete listing of shell sizes, quantities and descriptions. From intense fast-breaking mid- level effects to spectacular 5" Silver Strobing Willows with Green Pistils, this show combines a masterful blend of color, reports and patterns sure to thrill any crowd. Because J&M has presented the Neosho show in the past, we are familiar with the shoot site area and have a professionally trained team on reserve for your date.

This custom designed display will last between 22-25 minutes and will be electronically fired using state-of-the-art software. This allows for a precisely paced and seamless presentation.

J&M Displays stores the largest inventory of 1.3G display grade fireworks in the Midwest. Our shows are designed using a vast array of unique special effect shells with little to no repetition.

Below is a list of additional contract extensions included with this proposal:

- Professional pyrotechnicians will set up, fire, and clean up after the display. Your lead technician has not yet been assigned. Once a tech has been confirmed his credentials can be provided upon request.

18064 170th Avenue, Yarmouth, Iowa 52660-9772
1-800-648-3890 • Fax: 1-319-394-3265 • main@jandmdisplays.com • www.jandmdisplays.com

- Fireworks will be delivered by a Department of Transportation HazMat certified driver and vehicle covered under our $10,000,000 insurance policy. Our general liability insurance is through Everest, which carries a rating of A++XIV.

- J&M guarantees product quality and performance. The dollar value of any unfired product may be refunded or credited to the following year's display.

- J&M personnel will be available for any pre-show meetings with City officials and sponsors.

- J&M pyrotechnicians are covered under $10,000,000 of workers compensation insurance.

- If your event cannot be held because of inclement weather, a rain date can be designated on the insurance certificate. A postponement feel will not exceed 10% of the show budget.

- The cost of this electronically fired display is all-inclusive.

- The J&M shoot team will arrive the day of the display to begin set-up of the firing equipment. J&M abides by all regulations as put forth in the NFPA 1123 code for fireworks displays. A written safety plan has been included for your review.

- J&M will obtain all necessary permits.

- Payment may be made up to 15 days after your display.

We appreciate the opportunity to present a bid for Neosho's 2023 Celebrate Neosho Display. Should you have any questions regarding this information, please do not hesitate to contact us.

Regards,

James J. Oetken
President

ss
Enclosures

J&M Displays Proposal for:

City of Neosho

25 Minute show

Opening

2.5 Inch Finales

Quantity	Name	Rising Effect	Price	Total
3	5 Salute with 5 gold willows 10 Shot finale chain		$122.00	$366.00
Category Shell Count: 30				$366.00

3 Inch Color Shells

Quantity	Name	Rising Effect	Price	Total
10	Glittering willow waterfall	glitter tail	$24.40	$244.00
Category Shell Count: 10				$244.00

4 Inch Special Effect shells

Quantity	Name	Rising Effect	Price	Total
2	Farfallas and gold to blue glitter peony ELECTRIC FIRE ONLY (cylinder)		$91.20	$182.40
Category Shell Count: 2				$182.40

5 Inch Special Effect Shells

Quantity	Name	Rising Effect	Price	Total
2	Happy face pattern		$83.00	$166.00
Category Shell Count: 2				$166.00

6 Inch Special Effect Shells

Quantity	Name	Rising Effect	Price	Total
1	Blue to Red to Crackling Ghost Lamp		$211.40	$211.40
Category Shell Count: 1				$211.40

Section Shell Count: 45

Main Event

3 Inch Color Shells

Quantity	Name	Rising Effect	Price	Total
2	Orange peony		$12.40	$24.80
2	Red and blue dahlia		$12.40	$24.80
2	Brocade crown with silver strobe pistil		$24.40	$48.80
2	Color dahlia with silver strobe (Three color)	Crackling tail	$24.40	$48.80
2	Crackling Nishiki Kamuro	Crackling tail	$24.40	$48.80
4	Crossette assorted		$24.40	$97.60
2	Cycas assorted		$24.40	$48.80
2	Kamuro Chrysanthemum		$24.40	$48.80
2	Lemon Eddy in Chrys		$24.40	$48.80
2	Magenta sky blue and lemon dahlia with white glitter pistil	Crackling tail	$24.40	$48.80
2	Nishiki kamuro niagara falls		$24.40	$48.80
2	Red crackling		$24.40	$48.80
2	Reddish gamboge to yellow chrys		$24.40	$48.80
2	Silver nishiki kamuro		$24.40	$48.80
2	Assortment C of 20 (5 report& 15 color) shells ELECTRIC FIRE		$480.00	$960.00
1	Assortment S of 10 pairs (20 shells) of J&M Brand shells (Low fallout)	mixed tails	$480.00	$480.00
Category Shell Count: 90				$2,124.00

18064 170th Avenue, Yarmouth, Iowa 52660-9772
1-800-648-3890 • Fax: 1-319-394-3265 • main@jandmdisplays.com • www.jandmdisplays.com

J&M Displays Proposal for:
City of Neosho
25 Minute show

Main Event

3 Inch Special Effect Shells

Quantity	Name	Rising Effect	Price	Total
10	Orange Strobe		$41.30	$413.00
Category Shell Count: 10				$413.00

4 Inch Color Shells

Quantity	Name	Rising Effect	Price	Total
4	CHANSHAN SHELL - Mixed color peony		$29.10	$116.40
2	Lemon Dahlia		$29.10	$58.20
2	4"BROCADE CROWN HORSE TAIL CHRYS. WITH CRACKLING PISTIL		$37.70	$75.40
2	Blue to dark to red		$52.70	$105.40
2	Brocade Crown Horsetail Chrysanthemum with crackling pistil		$52.70	$105.40
2	Purple to dark to green		$52.70	$105.40
1	Assortment X of 10 different J&M Brand shells ELECTRIC FIRE		$420.00	$420.00
1	Gold Pyro Assortment (A)		$756.00	$756.00
1	Assortment O of 18 different (36 shells) J&M Brand shells ELECTRIC FIRE	mixed tails	$1,410.00	$1,410.00
Category Shell Count: 96				$3,152.20

4 Inch Special Effect shells

Quantity	Name	Rising Effect	Price	Total
2	Golden strobe crown		$52.30	$104.60
2	Golden wave to blue chrys		$52.30	$104.60
2	Red to green ghost peony		$52.30	$104.60
2	Silver diadem w/blue pistil		$52.30	$104.60
2	Six Angle brocade crown		$52.30	$104.60
2	White to crackle w/ crackle pistil		$52.30	$104.60
2	Blue to Red to Crackling Ghost Lamp		$91.20	$182.40
2	Silver wasp and diamond screamer		$91.20	$182.40
2	Silver whirl with report w/ variegated stars		$91.20	$182.40
2	Skyblue Jellyfish		$91.20	$182.40
2	Tourbillion with reports		$91.20	$182.40
Category Shell Count: 22				$1,539.60

5 Inch Color Shells

Quantity	Name	Rising Effect	Price	Total
1	5" Yellow and Purple ghost peony		$61.40	$61.40
1	Brocade Crown with silver strobe pistils		$84.00	$84.00
3	Tracer assorted		$84.00	$252.00
2	Assortment O of 15 different J&M Brand shells ELECTRIC FIRE	mixed tails	$750.00	$1,500.00
Category Shell Count: 35				$1,897.40

18064 170th Avenue, Yarmouth, Iowa 52660-9772
1-800-648-3890 • Fax: 1-319-394-3265 • main@jandmdisplays.com • www.jandmdisplays.com

J&M Displays Proposal for:

City of Neosho

25 Minute show

Main Event

5 Inch Special Effect Shells

Quantity	Name	Rising Effect	Price	Total
5	Glittering willow with red and blue dahlia pistils	glitter tail	$67.00	$335.00
2	Golden palm tree w/golden strobe pistil		$67.00	$134.00
5	Purple Sun w/Glitter Palm Core & Glitter Tail		$67.00	$335.00
2	Smiley Face		$67.00	$134.00
1	White to crackle w/ crackle pistil		$67.00	$67.00
1	Blue to Green Saturn w/ brocade ring to strobe w/ dark to red peony		$83.00	$83.00
1	Blue to Red to Crackling Ghost Lamp		$83.00	$83.00
2	Lemon Saturn ring w/ magic peony		$83.00	$166.00
1	Octopus w/ blue pistil (red ring)		$83.00	$83.00
1	Red glitter w/ blue swimming		$83.00	$83.00
2	Skyblue Jellyfish		$83.00	$166.00
1	Var. color crackling diadem		$83.00	$83.00
1	Diamond screamer and red go getters		$140.00	$140.00
2	Lemon ghost peony w/magenta pistil		$140.00	$280.00
1	Silver tourbillions with report and orange peony ELECTRIC FIRE ONLY		$214.00	$214.00
Category Shell Count: 28				$2,386.00

6 Inch Color Shells

Quantity	Name	Rising Effect	Price	Total
2	Five Pointed Star w/ Ring		$77.50	$155.00
1	Blue peony with gold coco with red pistil	Gold tail	$80.10	$80.10
1	Purple peony with gold coco with green pistil	Gold tail	$80.10	$80.10
1	Glittering silver to blue chrysanthemum		$123.00	$123.00
1	Green willow		$123.00	$123.00
1	6" ASSORTED SHELLS W/TAIL -- D		$720.00	$720.00
1	Assortment A of 9 different T-Sky brand shells ELECTRIC FIRE	mixed tails	$730.00	$730.00
1	Assortment B of 9 different T-Sky brand shells ELECTRIC FIRE	mixed tails	$730.00	$730.00
1	Assortment C of 9 different J&M brand shells ELECTRIC FIRE	mixed tails	$730.00	$730.00
Category Shell Count: 42				$3,471.20

6 Inch Special Effect Shells

Quantity	Name	Rising Effect	Price	Total
1	Glittering silver to blue to magenta to lemon chrys		$153.10	$153.10
1	Glittering silver to blue to red to green chrys		$153.10	$153.10
1	Golden wave to variegated to strobe chrys		$153.10	$153.10
1	Green to crackling ghost peony		$153.10	$153.10
3	Nishiki kamuro to white strobe w/white strobe pistil		$153.10	$459.30
Category Shell Count: 7				$1,071.70

8 Inch Color Shells

Quantity	Name	Rising Effect	Price	Total
2	1/2 peony w/crackling pistil w/blue chrys tail		$186.80	$373.60
2	Blue chrysanthemum with green pistil	silver tail	$186.80	$373.60
2	Chrysanthemum with multiple layer pistil		$186.80	$373.60
2	Color to dark to color assorted		$186.80	$373.60
Category Shell Count: 8				$1,494.40

Section Shell Count: 338

Finales

18064 170th Avenue, Yarmouth, Iowa 52660-9772
1-800-648-3890 • Fax: 1-319-394-3265 • main@jandmdisplays.com • www.jandmdisplays.com

J&M Displays Proposal for:
City of Neosho
25 Minute show

Finales

2.5 Inch Finales

Quantity	Name	Rising Effect	Price	Total
3	Rainbow peony 10 Shot finale chain		$122.00	$366.00
Category Shell Count: 30				$366.00

3 Inch Finales

Quantity	Name	Rising Effect	Price	Total
6	Color and report 10 Shot finale chain	silver tail	$240.00	$1,440.00
6	Rainbow 10 Shot finale chain	mixed tails	$240.00	$1,440.00
3	Report 10 Shot finale chain (343) silver tails		$240.00	$720.00
Category Shell Count: 150				$3,600.00

4 Inch Finales

Quantity	Name	Rising Effect	Price	Total
9	Color (rainbow) 8 shot finale chain	mixed tails	$337.00	$3,033.00
Category Shell Count: 72				$3,033.00

5 Inch Special Effect Shells

Quantity	Name	Rising Effect	Price	Total
15	Golden wave to red flying dragon		$83.00	$1,245.00
Category Shell Count: 15				$1,245.00

8 Inch Color Shells

Quantity	Name	Rising Effect	Price	Total
5	CHANSHAN SHELL - Mixed color peony		$186.80	$934.00
Category Shell Count: 5				$934.00

10 Inch Color Shells

Quantity	Name	Rising Effect	Price	Total
2	Brocade Crown to Golden Crackling Chry Flwr w/dbl petal Gr/Rd gldn crck flwr		$320.00	$640.00
Category Shell Count: 2				$640.00

Section Shell Count: 274

Miscellaneous

Ignition Items

Quantity	Name	Rising Effect	Price	Total
210	MJG 3 meter (non-regulated ATF) Igniters with 10' leads (I tek 10 - 30 per box)		$2.20	$462.00
200	Igniter 4 meter leads		$2.45	$490.00
1	Wire 22 gauge copper duplex 250 foot spool		$65.00	$65.00
Category Shell Count: 0				$1,017.00

Section Shell Count: 0

18064 170th Avenue, Yarmouth, Iowa 52660-9772
1-800-648-3890 • Fax: 1-319-394-3265 • main@jandmdisplays.com • www.jandmdisplays.com

J&M Displays Proposal for:

City of Neosho

25 Minute show

This proposal includes an extension of our $10,000,000.00 spectator liability insurance, and workers compensation on our shoot team.

Fireworks Price:	$29,554.30
Discount:	$11,404.30
Subtotal Fireworks:	**$18,150.00**
Sales Tax:	
Local Sales Tax:	
Insurance Processing:	$2,500.00
License and Permit:	
Shoot Fee:	$2,500.00
Delivery:	$1,250.00
Musical Firing:	
Shoot Cost:	$600.00
Equipment Rental:	
Barge/Pontoon Fee:	
Total Price of Show:	**$25,000.00**

Total Shot Count:	657
Packing Check:	620
Date of Display:	06/24/23
Customer Number:	12023

Summary of Free Items Added to Your Show

See Previous Pages for a Listing of Free Items

Free Items are Based on the $18,150.00 Fireworks Subtotal

Total Value of Show is $36,404.30. Your Price is $25,000.00

Please Note the Following Comments:

The data in this proposal is confidential, and is to be accorded confidential treatment and shall not be disclosed other than to the official representative of the organization listed on the cover, and only then when in the evaluation of this proposal. Any reproduction of the contents of this proposal, whether in whole or in part, is expressly forbidden. J&M Displays, Inc. requests that all information be safeguarded from release pursuant to any request under the Freedom of Information Law of this state or any other state or jurisdiction; as it may cause competitive disadvantage to our company. The enclosed concepts and materials are the sole and exclusive property of J&M Displays, Inc. We reserve the right to make substitutions of equal or greater value. Prices and specifications are subject to change without notice. For choreographed displays the quantity and sizes of product may change based on the music selected; however, the dollar value of the product will remain the same.

18064 170th Avenue, Yarmouth, Iowa 52660-9772

1-800-648-3890 • Fax: 1-319-394-3265 • main@jandmdisplays.com • www.jandmdisplays.com

City of Neosho
203 E. Main St.
Neosho, MO 64850
(417) 451-8050 phone
(417) 451-8065 fax
www.neoshomo.org

July 15, 2022

RE: INVITATION TO BID

To Whom It May Concern:

Enclosed you will find an invitation to bid on services or equipment for the City of Neosho. The invitation to bid is self-explanatory.

The bid packet is for Neosho Fireworks Display as follows.

- **Date: Desired date for fireworks would be June 24, 2023.**
- **Length: Approximately 25 minutes, no less than 22 minutes not to exceed 30 minutes.**
- **Priorities: Variety of shell bursts, length of show, avoidance of "black sky"**
- **Bids: Bids should include a count of each size and type of shell to be in the show, as well as, a description, either brief or detailed at bidder's discretion, of the show. Feel free to submit multiple bid options. Bids should include all costs and additional expenses.**
- **Fireworks: Please see bid specifications sheet.**

The City of Neosho retains the right to refuse any or bids.

Anyone working within the City of Neosho, shall have a business license with the City of Neosho.

If you have any questions, feel free to contact our office.

Thank you,

Richard Leavens
Director of Development Services

INSTRUCTIONS TO BIDDERS

The City of Neosho, Missouri will accept sealed bids until the bid opening at 1:00 pm on Tuesday, August 30, 2022 at City Hall, 203 E Main St, Neosho, MO 64850. The bid will be for the following item(s):
Neosho Fireworks Display

All bids shall be F.O.B., Neosho, MO. All bids shall be exclusive of federal, state, and city taxes. Bids on this (these) unit(s) shall be made on forms furnished with these specifications. Additional information, specifications, deviations, and manufacturer's literature should be attached to bid forms.
Specifications and bid forms are available at the office of the City Clerk.
Sealed bid envelopes are to be marked: **City of Neosho**
ATTN: Cheyenne Wright
Neosho Fireworks Display
203 E. Main St.
Neosho, MO 64850

In section 605.040 of the City of Neosho code, it states that if a contractor performs work for the City a performance bond is required.

☐ Section 605.040 **Certain Insurance Policies, Etc., Required Before Issuance of Licenses for Plumbers, Electricians, Contractors and Subcontractors.**
[CC 1979 §15-19; Ord. No. 87-13, 6-16-1987; Ord. No. 511-2012 §1, 8-7-2012]

A. In addition to payment of the license fees required of plumbers, electricians and general and special contractors and subcontractors in Section **605.010**, before a plumber's, electrician's or general or special subcontractor's license may be issued to any applicant, each applicant shall produce for the inspection and approval of the City Collector the following policies of insurance together with receipts showing the premiums fully paid for the period for which the license is sought:

1. Bodily injury insurance liability coverage of twenty-five thousand dollars ($25,000.00) per incident.
2. Property damage, twenty-five thousand dollars ($25,000.00).
3. *Bonding requirements.*
   a. If a contractor performs work within the City limits of Neosho, a license and permit bond, ten thousand dollars ($10,000.00).
   b. Unless otherwise provided, if a contractor performs work for the City of Neosho, a performance bond running to the City, ten thousand dollars ($10,000.00).

The City of Neosho retains the right to refuse bids for Neosho Fireworks Display.

Questions concerning the specifications and bid procedure should be directed to Richard Leavens, 203 East Main Street, Neosho, MO 64850 417-451-8050

*Missouri Prevailing Wage Rate Applies Yes or No
A copy of the Missouri Prevailing Wage Rate is attached Yes or No
***HB 1729 Prevailing Wage
The City reserves the right to reject any or all bids and to accept the best bid.

Thank you,
Richard Leavens
Director of Development Services

Bid Specifications:

- **Date:** Desired date for fireworks would be June 24, 2023.
- **Length:** Approximately 25 minutes, no less than 22 minutes not to exceed 30 minutes.
- **Priorities:** Variety of shell bursts, length of show, avoidance of "black sky"
- **Bids:** Bids should include a count of each size and type of shell to be in the show, as well as, a description, either brief or detailed at bidder's discretion, of the show. Feel free to submit multiple bid options. Bids should include all costs and additional expenses.
- **Fireworks:** The fireworks will be fired at least 1,000 feet from any spectator area. The show must be pre-loaded and electronically fired and must be both aerial effects shot from Morse Park. The display shall include a distinct opening and an even more distinct finale and be essentially void of "black sky". Shells used in the display shall range from 2-12 inches in size and include low level fireworks. The vendor will submit the number and size of all shells to be used. Information should also include the type and design, duration of burn and percentage of overlap of all shells for the show. The vendor will also be responsible for acknowledging all county, state, and federal laws, regulations, and ordinances that apply to fireworks displays. All permits and licenses required to produce displays must be obtained prior to the event.
    - If not previously provided to the City of Neosho, the vendor shall provide three references from public or private entities, with a contact person, address, and telephone number for whom a similar service has been done within the past 18 months.
    - Prior to submitting a proposal, prospective vendors should visit the site to familiarize themselves with the conditions and limitations of the site. Failure to visit the site does not release the successful vendors from fulfilling all obligations necessary to fulfill the requirements for the request and subsequent reward.
    - The vendor shall provide a list of personnel to be involved with the display, including their names and a brief description of their experience in the field of pyrotechnics.
    - The vendor will be responsible for all transportation and delivery, loading, unloading, setting up, breaking down, etc., of all equipment used for the display.
    - The vendor will be responsible for cleaning a 250-foot radius of the area in which it operates during the event, and this area must be thoroughly cleaned immediately upon the conclusion of the event. Furthermore, the vendor is responsible for filling any holes caused because of the display.
    - The vendor will be responsible for providing all safety equipment, tools, and materials involved in the execution of the fireworks display, including but not limited to mortar racks, containers, sand, lumber, stakes, etc. Consequently, any damages or injuries incurred during the execution of the display will be 100 percent the liability of the vendor.
    - The vendor shall be responsible for providing approved, operational fire extinguishers of the appropriate classification, and they shall be accessible and in plain view from the time the fireworks arrive on site until all fireworks are completely removed from the site.

plain view from the time the fireworks arrive on site until all fireworks are completely removed from the site.

- The vendor shall be responsible for the removal of all materials and shall complete a walk of the entire fallout zone of the fireworks site at the conclusion of the show to ensure that all exploded shells are removed and unexploded shells are properly handled.
- **The vendor will provide the City of Neosho a Certificate of Liability Insurance, naming the City of Neosho as an additional insured, showing proof of liability limits as follows: at least $2 million dollar aggregate / $1 million dollar per occurrence.**

Postponement Policy:

In the event the display is postponed for any reason, including rain, lightning, draught, natural disaster or wind conditions, then the display will be rescheduled for the rain date specified in the contract unless a different date is mutually agreed upon with the vendor and the City of Neosho events coordinator. If, through no fault of the vendor, the decision to postpone is made by the city on the date of the display, the vendor shall have the right to bill the city for expenses incurred because of the postponement, but in no case shall those charges exceed 10 percent of the contract price. The city may request from the vendor an itemized statement and/or justification of postponement charges.

In determining the most advantageous bid, the City of Neosho reserves the right to consider quality, workmanship, service, and dependability of the vendor, independent of price.

One original and one signed copy of the proposal must be received in a sealed envelope plainly marked: "Neosho Fireworks Display" with the date and time of when the proposals are due in lower left corner of the envelope.

Questions regarding this proposal shall be directed to: Richard Leavens, Director of Development Services, 417-451-8050 or email rleavens@neoshomo.org.

The CITY OF NEOSHO reserves the right to accept or reject any or all proposals and waive any irregularities received and to accept the proposal considered most advantageous to the City. By virtue of statutory authority, a preference will be given to materials, products, supplies, provisions, and all other articles produced, manufactured, made, or grown within the State of Missouri.

All bids must be submitted to the address below by 1:00 pm August 30, 2022.

Attn: City Clerk
203 East Main Street
Neosho, MO 64850

BID

17023 Chamber Springs Rd
Siloam Springs AR 72761
p: 479.524.0014
f: 479.524.8227

8/16/2022

Bid To:
City of Neosho, MO
Celebrate Neosho June 24th, 2023
Display at:
Morse Park Baseball Fields
Neosho, MO 64850

DESCRIPTION
3" Shells - **324**
4" Shells - **252**
5" Shells - **108**
6" Shells - **72**
8" Shells - **3**
Total Shots - **723**
Electronically Fired with Cobra Wireless Firing System
$5,000,000.00 Insurance Policy
Approximately 22 - 25 Minute Show
Show Budget of **$19,950.00**
Show will have Grand Opener to Start, Mortar Trailer up on Hill to give Higher Aerial Effects, and a 1 min Finale to Finish off the Show

Firework Show References

City of Greenfield, MO	**The Church of Pinnacle Hills Rogers, AR**
Mark Davis (417) 637-2532	**Larry Puckett (479) 271-7799**
City of Joplin, MO 4th of July Show	**City of Carthage, MO 4th of July Show**
Paul Bloomberg (417) 625-4750	**Mark Peterson (417) 237-7035**

Riverside Fireworks Shooter Signature:

X_____

City of Neosho Signature:

X_____

Please make all checks payable to Riverside Fireworks LLC.
If you have any questions concerning this invoice, please contact Tim Reed at tim@riversidefireworks.com

THANK YOU FOR YOUR BUSINESS!

July 20th, 2022

City of Neosho
Attn: Ms. Cheyenne Wright
Neosho Fireworks Display
203 East Main
Neosho, MO 64850

RE: 2022 Fireworks

Dear Fireworks Committee:

Thank you for giving J&M Displays the opportunity to present a bid for the City of Neosho's June 24th, 2023 fireworks display.

Attached is a proposal for your review. It includes an outstanding variety of the popular J&M brand shells, known for their bright hues and dense star bursts. It also includes a breakdown of the show into the opening, main body and finale with a complete listing of shell sizes, quantities and descriptions. From intense fast-breaking mid- level effects to spectacular 5" Silver Strobing Willows with Green Pistils, this show combines a masterful blend of color, reports and patterns sure to thrill any crowd. Because J&M has presented the Neosho show in the past, we are familiar with the shoot site area and have a professionally trained team on reserve for your date.

This custom designed display will last between 22-25 minutes and will be electronically fired using state-of-the-art software. This allows for a precisely paced and seamless presentation.

J&M Displays stores the largest inventory of 1.3G display grade fireworks in the Midwest. Our shows are designed using a vast array of unique special effect shells with little to no repetition.

Below is a list of additional contract extensions included with this proposal:

- Professional pyrotechnicians will set up, fire, and clean up after the display. Your lead technician has not yet been assigned. Once a tech has been confirmed his credentials can be provided upon request.

18064 170th Avenue, Yarmouth, Iowa 52660-9772
1-800-648-3890 • Fax: 1-319-394-3265 • main@jandmdisplays.com • www.jandmdisplays.com

- Fireworks will be delivered by a Department of Transportation HazMat certified driver and vehicle covered under our $10,000,000 insurance policy. Our general liability insurance is through Everest, which carries a rating of A++XIV.

- J&M guarantees product quality and performance. The dollar value of any unfired product may be refunded or credited to the following year's display.

- J&M personnel will be available for any pre-show meetings with City officials and sponsors.

- J&M pyrotechnicians are covered under $10,000,000 of workers compensation insurance.

- If your event cannot be held because of inclement weather, a rain date can be designated on the insurance certificate. A postponement feel will not exceed 10% of the show budget.

- The cost of this electronically fired display is all-inclusive.

- The J&M shoot team will arrive the day of the display to begin set-up of the firing equipment. J&M abides by all regulations as put forth in the NFPA 1123 code for fireworks displays. A written safety plan has been included for your review.

- J&M will obtain all necessary permits.

- Payment may be made up to 15 days after your display.

We appreciate the opportunity to present a bid for Neosho's 2023 Celebrate Neosho Display. Should you have any questions regarding this information, please do not hesitate to contact us.

Regards,

James J. Oetken
President

ss
Enclosures

J&M Displays Proposal for:

City of Neosho

25 Minute show

Opening

2.5 Inch Finales

Quantity	Name	Rising Effect	Price	Total
3	5 Salute with 5 gold willows 10 Shot finale chain		$122.00	$366.00
Category Shell Count: 30				$366.00

3 Inch Color Shells

Quantity	Name	Rising Effect	Price	Total
10	Glittering willow waterfall	glitter tail	$24.40	$244.00
Category Shell Count: 10				$244.00

4 Inch Special Effect shells

Quantity	Name	Rising Effect	Price	Total
2	Farfallas and gold to blue glitter peony ELECTRIC FIRE ONLY (cylinder)		$91.20	$182.40
Category Shell Count: 2				$182.40

5 Inch Special Effect Shells

Quantity	Name	Rising Effect	Price	Total
2	Happy face pattern		$83.00	$166.00
Category Shell Count: 2				$166.00

6 Inch Special Effect Shells

Quantity	Name	Rising Effect	Price	Total
1	Blue to Red to Crackling Ghost Lamp		$211.40	$211.40
Category Shell Count: 1				$211.40

Section Shell Count: 45

Main Event

3 Inch Color Shells

Quantity	Name	Rising Effect	Price	Total
2	Orange peony		$12.40	$24.80
2	Red and blue dahlia		$12.40	$24.80
2	Brocade crown with silver strobe pistil		$24.40	$48.80
2	Color dahlia with silver strobe (Three color)	Crackling tail	$24.40	$48.80
2	Crackling Nishiki Kamuro	Crackling tail	$24.40	$48.80
4	Crossette assorted		$24.40	$97.60
2	Cycas assorted		$24.40	$48.80
2	Kamuro Chrysanthemum		$24.40	$48.80
2	Lemon Eddy in Chrys		$24.40	$48.80
2	Magenta sky blue and lemon dahlia with white glitter pistil	Crackling tail	$24.40	$48.80
2	Nishiki kamuro niagara falls		$24.40	$48.80
2	Red crackling		$24.40	$48.80
2	Reddish gamboge to yellow chrys		$24.40	$48.80
2	Silver nishiki kamuro		$24.40	$48.80
2	Assortment C of 20 (5 report& 15 color) shells ELECTRIC FIRE		$480.00	$960.00
1	Assortment S of 10 pairs (20 shells) of J&M Brand shells (Low fallout)	mixed tails	$480.00	$480.00
Category Shell Count: 90				$2,124.00

18064 170th Avenue, Yarmouth, Iowa 52660-9772
1-800-648-3890 • Fax: 1-319-394-3265 • main@jandmdisplays.com • www.jandmdisplays.com

J&M Displays Proposal for:
City of Neosho
25 Minute show

Main Event

3 Inch Special Effect Shells

Quantity	Name	Rising Effect	Price	Total
10	Orange Strobe		$41.30	$413.00
Category Shell Count: 10				$413.00

4 Inch Color Shells

Quantity	Name	Rising Effect	Price	Total
4	CHANSHAN SHELL - Mixed color peony		$29.10	$116.40
2	Lemon Dahlia		$29.10	$58.20
2	4"BROCADE CROWN HORSE TAIL CHRYS. WITH CRACKLING PISTIL		$37.70	$75.40
2	Blue to dark to red		$52.70	$105.40
2	Brocade Crown Horsetail Chrysanthemum with crackling pistil		$52.70	$105.40
2	Purple to dark to green		$52.70	$105.40
1	Assortment X of 10 different J&M Brand shells ELECTRIC FIRE		$420.00	$420.00
1	Gold Pyro Assortment (A)		$756.00	$756.00
1	Assortment O of 18 different (36 shells) J&M Brand shells ELECTRIC FIRE	mixed tails	$1,410.00	$1,410.00
Category Shell Count: 96				$3,152.20

4 Inch Special Effect shells

Quantity	Name	Rising Effect	Price	Total
2	Golden strobe crown		$52.30	$104.60
2	Golden wave to blue chrys		$52.30	$104.60
2	Red to green ghost peony		$52.30	$104.60
2	Silver diadem w/blue pistil		$52.30	$104.60
2	Six Angle brocade crown		$52.30	$104.60
2	White to crackle w/ crackle pistil		$52.30	$104.60
2	Blue to Red to Crackling Ghost Lamp		$91.20	$182.40
2	Silver wasp and diamond screamer		$91.20	$182.40
2	Silver whirl with report w/ variegated stars		$91.20	$182.40
2	Skyblue Jellyfish		$91.20	$182.40
2	Tourbillion with reports		$91.20	$182.40
Category Shell Count: 22				$1,539.60

5 Inch Color Shells

Quantity	Name	Rising Effect	Price	Total
1	5" Yellow and Purple ghost peony		$61.40	$61.40
1	Brocade Crown with silver strobe pistils		$84.00	$84.00
3	Tracer assorted		$84.00	$252.00
2	Assortment O of 15 different J&M Brand shells ELECTRIC FIRE	mixed tails	$750.00	$1,500.00
Category Shell Count: 35				$1,897.40

18064 170th Avenue, Yarmouth, Iowa 52660-9772
1-800-648-3890 • Fax: 1-319-394-3265 • main@jandmdisplays.com • www.jandmdisplays.com

J&M Displays Proposal for:

City of Neosho

25 Minute show

Main Event

5 Inch Special Effect Shells

Quantity	Name	Rising Effect	Price	Total
5	Glittering willow with red and blue dahlia pistils	glitter tail	$67.00	$335.00
2	Golden palm tree w/golden strobe pistil		$67.00	$134.00
5	Purple Sun w/Glitter Palm Core & Glitter Tail		$67.00	$335.00
2	Smiley Face		$67.00	$134.00
1	White to crackle w/ crackle pistil		$67.00	$67.00
1	Blue to Green Saturn w/ brocade ring to strobe w/ dark to red peony		$83.00	$83.00
1	Blue to Red to Crackling Ghost Lamp		$83.00	$83.00
2	Lemon Saturn ring w/ magic peony		$83.00	$166.00
1	Octopus w/ blue pistil (red ring)		$83.00	$83.00
1	Red glitter w/ blue swimming		$83.00	$83.00
2	Skyblue Jellyfish		$83.00	$166.00
1	Var. color crackling diadem		$83.00	$83.00
1	Diamond screamer and red go getters		$140.00	$140.00
2	Lemon ghost peony w/magenta pistil		$140.00	$280.00
1	Silver tourbillions with report and orange peony ELECTRIC FIRE ONLY		$214.00	$214.00

Category Shell Count: 28 $2,386.00

6 Inch Color Shells

Quantity	Name	Rising Effect	Price	Total
2	Five Pointed Star w/ Ring		$77.50	$155.00
1	Blue peony with gold coco with red pistil	Gold tail	$80.10	$80.10
1	Purple peony with gold coco with green pistil	Gold tail	$80.10	$80.10
1	Glittering silver to blue chrysanthemum		$123.00	$123.00
1	Green willow		$123.00	$123.00
1	6" ASSORTED SHELLS W/TAIL -- D		$720.00	$720.00
1	Assortment A of 9 different T-Sky brand shells ELECTRIC FIRE	mixed tails	$730.00	$730.00
1	Assortment B of 9 different T-Sky brand shells ELECTRIC FIRE	mixed tails	$730.00	$730.00
1	Assortment C of 9 different J&M brand shells ELECTRIC FIRE	mixed tails	$730.00	$730.00

Category Shell Count: 42 $3,471.20

6 Inch Special Effect Shells

Quantity	Name	Rising Effect	Price	Total
1	Glittering silver to blue to magenta to lemon chrys		$153.10	$153.10
1	Glittering silver to blue to red to green chrys		$153.10	$153.10
1	Golden wave to variegated to strobe chrys		$153.10	$153.10
1	Green to crackling ghost peony		$153.10	$153.10
3	Nishiki kamuro to white strobe w/white strobe pistil		$153.10	$459.30

Category Shell Count: 7 $1,071.70

8 Inch Color Shells

Quantity	Name	Rising Effect	Price	Total
2	1/2 peony w/crackling pistil w/blue chrys tail		$186.80	$373.60
2	Blue chrysanthemum with green pistil	silver tail	$186.80	$373.60
2	Chrysanthemum with multiple layer pistil		$186.80	$373.60
2	Color to dark to color assorted		$186.80	$373.60

Category Shell Count: 8 $1,494.40

Section Shell Count: 338

Finales

18064 170th Avenue, Yarmouth, Iowa 52660-9772
1-800-648-3890 • Fax: 1-319-394-3265 • main@jandmdisplays.com • www.jandmdisplays.com

J&M Displays Proposal for:
City of Neosho
25 Minute show

Finales

2.5 Inch Finales

Quantity	Name	Rising Effect	Price	Total
3	Rainbow peony 10 Shot finale chain		$122.00	$366.00
Category Shell Count: 30				$366.00

3 Inch Finales

Quantity	Name	Rising Effect	Price	Total
6	Color and report 10 Shot finale chain	silver tail	$240.00	$1,440.00
6	Rainbow 10 Shot finale chain	mixed tails	$240.00	$1,440.00
3	Report 10 Shot finale chain (343) silver tails		$240.00	$720.00
Category Shell Count: 150				$3,600.00

4 Inch Finales

Quantity	Name	Rising Effect	Price	Total
9	Color (rainbow) 8 shot finale chain	mixed tails	$337.00	$3,033.00
Category Shell Count: 72				$3,033.00

5 Inch Special Effect Shells

Quantity	Name	Rising Effect	Price	Total
15	Golden wave to red flying dragon		$83.00	$1,245.00
Category Shell Count: 15				$1,245.00

8 Inch Color Shells

Quantity	Name	Rising Effect	Price	Total
5	CHANSHAN SHELL - Mixed color peony		$186.80	$934.00
Category Shell Count: 5				$934.00

10 Inch Color Shells

Quantity	Name	Rising Effect	Price	Total
2	Brocade Crown to Golden Crackling Chry Flwr w/dbl petal Gr/Rd gldn crck flwr		$320.00	$640.00
Category Shell Count: 2				$640.00

Section Shell Count: 274

Miscellaneous

Ignition Items

Quantity	Name	Rising Effect	Price	Total
210	MJG 3 meter (non-regulated ATF) Igniters with 10' leads (I tek 10 - 30 per box)		$2.20	$462.00
200	Igniter 4 meter leads		$2.45	$490.00
1	Wire 22 gauge copper duplex 250 foot spool		$65.00	$65.00
Category Shell Count: 0				$1,017.00

Section Shell Count: 0

18064 170th Avenue, Yarmouth, Iowa 52660-9772
1-800-648-3890 • Fax: 1-319-394-3265 • main@jandmdisplays.com • www.jandmdisplays.com

J&M Displays Proposal for:

City of Neosho

25 Minute show

This proposal includes an extension of our $10,000,000.00 spectator liability insurance, and workers compensation on our shoot team.

Fireworks Price:	$29,554.30
Discount:	$11,404.30
Subtotal Fireworks:	**$18,150.00**
Sales Tax:	
Local Sales Tax:	
Insurance Processing:	$2,500.00
License and Permit:	
Shoot Fee:	$2,500.00
Delivery:	$1,250.00
Musical Firing:	
Shoot Cost:	$600.00
Equipment Rental:	
Barge/Pontoon Fee:	
Total Price of Show:	**$25,000.00**

Total Shot Count:	657
Packing Check:	620
Date of Display:	06/24/23
Customer Number:	12023

Summary of Free Items Added to Your Show

See Previous Pages for a Listing of Free Items

Free Items are Based on the $18,150.00 Fireworks Subtotal

Total Value of Show is $36,404.30. Your Price is $25,000.00

Please Note the Following Comments:

The data in this proposal is confidential, and is to be accorded confidential treatment and shall not be disclosed other than to the official representative of the organization listed on the cover, and only then when in the evaluation of this proposal. Any reproduction of the contents of this proposal, whether in whole or in part, is expressly forbidden. J&M Displays, Inc. requests that all information be safeguarded from release pursuant to any request under the Freedom of Information Law of this state or any other state or jurisdiction; as it may cause competitive disadvantage to our company. The enclosed concepts and materials are the sole and exclusive property of J&M Displays, Inc. We reserve the right to make substitutions of equal or greater value. Prices and specifications are subject to change without notice. For choreographed displays the quantity and sizes of product may change based on the music selected; however, the dollar value of the product will remain the same.

18064 170th Avenue, Yarmouth, Iowa 52660-9772

1-800-648-3890 • Fax: 1-319-394-3265 • main@jandmdisplays.com • www.jandmdisplays.com

City of Neosho
203 E. Main St.
Neosho, MO 64850
(417) 451-8050 phone
(417) 451-8065 fax
www.neoshomo.org

July 15, 2022

RE: INVITATION TO BID

To Whom It May Concern:

Enclosed you will find an invitation to bid on services or equipment for the City of Neosho. The invitation to bid is self-explanatory.

The bid packet is for Neosho Fireworks Display as follows.

- **Date: Desired date for fireworks would be June 24, 2023.**
- **Length: Approximately 25 minutes, no less than 22 minutes not to exceed 30 minutes.**
- **Priorities: Variety of shell bursts, length of show, avoidance of "black sky"**
- **Bids: Bids should include a count of each size and type of shell to be in the show, as well as, a description, either brief or detailed at bidder's discretion, of the show. Feel free to submit multiple bid options. Bids should include all costs and additional expenses.**
- **Fireworks: Please see bid specifications sheet.**

The City of Neosho retains the right to refuse any or bids.

Anyone working within the City of Neosho, shall have a business license with the City of Neosho.

If you have any questions, feel free to contact our office.

Thank you,

Richard Leavens
Director of Development Services

INSTRUCTIONS TO BIDDERS

The City of Neosho, Missouri will accept sealed bids until the bid opening at 1:00 pm on Tuesday, August 30, 2022 at City Hall, 203 E Main St, Neosho, MO 64850. The bid will be for the following item(s):
Neosho Fireworks Display

All bids shall be F.O.B., Neosho, MO. All bids shall be exclusive of federal, state, and city taxes. Bids on this (these) unit(s) shall be made on forms furnished with these specifications. Additional information, specifications, deviations, and manufacturer's literature should be attached to bid forms.
Specifications and bid forms are available at the office of the City Clerk.
Sealed bid envelopes are to be marked: **City of Neosho**
ATTN: Cheyenne Wright
Neosho Fireworks Display
203 E. Main St.
Neosho, MO 64850

In section 605.040 of the City of Neosho code, it states that if a contractor performs work for the City a performance bond is required.

☐ Section 605.040 **Certain Insurance Policies, Etc., Required Before Issuance of Licenses for Plumbers, Electricians, Contractors and Subcontractors.**
[CC 1979 §15-19; Ord. No. 87-13, 6-16-1987; Ord. No. 511-2012 §1, 8-7-2012]

A. In addition to payment of the license fees required of plumbers, electricians and general and special contractors and subcontractors in Section **605.010**, before a plumber's, electrician's or general or special subcontractor's license may be issued to any applicant, each applicant shall produce for the inspection and approval of the City Collector the following policies of insurance together with receipts showing the premiums fully paid for the period for which the license is sought:

1. Bodily injury insurance liability coverage of twenty-five thousand dollars ($25,000.00) per incident.
2. Property damage, twenty-five thousand dollars ($25,000.00).
3. *Bonding requirements.*
   a. If a contractor performs work within the City limits of Neosho, a license and permit bond, ten thousand dollars ($10,000.00).
   b. Unless otherwise provided, if a contractor performs work for the City of Neosho, a performance bond running to the City, ten thousand dollars ($10,000.00).

The City of Neosho retains the right to refuse bids for Neosho Fireworks Display.

Questions concerning the specifications and bid procedure should be directed to Richard Leavens, 203 East Main Street, Neosho, MO 64850 417-451-8050

*Missouri Prevailing Wage Rate Applies Yes or No
A copy of the Missouri Prevailing Wage Rate is attached Yes or No
***HB 1729 Prevailing Wage
The City reserves the right to reject any or all bids and to accept the best bid.

Thank you,
Richard Leavens
Director of Development Services

Bid Specifications:

- **Date:** Desired date for fireworks would be June 24, 2023.
- **Length:** Approximately 25 minutes, no less than 22 minutes not to exceed 30 minutes.
- **Priorities:** Variety of shell bursts, length of show, avoidance of "black sky"
- **Bids:** Bids should include a count of each size and type of shell to be in the show, as well as, a description, either brief or detailed at bidder's discretion, of the show. Feel free to submit multiple bid options. Bids should include all costs and additional expenses.
- **Fireworks:** The fireworks will be fired at least 1,000 feet from any spectator area. The show must be pre-loaded and electronically fired and must be both aerial effects shot from Morse Park. The display shall include a distinct opening and an even more distinct finale and be essentially void of "black sky". Shells used in the display shall range from 2-12 inches in size and include low level fireworks. The vendor will submit the number and size of all shells to be used. Information should also include the type and design, duration of burn and percentage of overlap of all shells for the show. The vendor will also be responsible for acknowledging all county, state, and federal laws, regulations, and ordinances that apply to fireworks displays. All permits and licenses required to produce displays must be obtained prior to the event.
    - If not previously provided to the City of Neosho, the vendor shall provide three references from public or private entities, with a contact person, address, and telephone number for whom a similar service has been done within the past 18 months.
    - Prior to submitting a proposal, prospective vendors should visit the site to familiarize themselves with the conditions and limitations of the site. Failure to visit the site does not release the successful vendors from fulfilling all obligations necessary to fulfill the requirements for the request and subsequent reward.
    - The vendor shall provide a list of personnel to be involved with the display, including their names and a brief description of their experience in the field of pyrotechnics.
    - The vendor will be responsible for all transportation and delivery, loading, unloading, setting up, breaking down, etc., of all equipment used for the display.
    - The vendor will be responsible for cleaning a 250-foot radius of the area in which it operates during the event, and this area must be thoroughly cleaned immediately upon the conclusion of the event. Furthermore, the vendor is responsible for filling any holes caused because of the display.
    - The vendor will be responsible for providing all safety equipment, tools, and materials involved in the execution of the fireworks display, including but not limited to mortar racks, containers, sand, lumber, stakes, etc. Consequently, any damages or injuries incurred during the execution of the display will be 100 percent the liability of the vendor.
    - The vendor shall be responsible for providing approved, operational fire extinguishers of the appropriate classification, and they shall be accessible and in plain view from the time the fireworks arrive on site until all fireworks are completely removed from the site.

plain view from the time the fireworks arrive on site until all fireworks are completely removed from the site.

- The vendor shall be responsible for the removal of all materials and shall complete a walk of the entire fallout zone of the fireworks site at the conclusion of the show to ensure that all exploded shells are removed and unexploded shells are properly handled.
- **The vendor will provide the City of Neosho a Certificate of Liability Insurance, naming the City of Neosho as an additional insured, showing proof of liability limits as follows: at least $2 million dollar aggregate / $1 million dollar per occurrence.**

Postponement Policy:

In the event the display is postponed for any reason, including rain, lightning, draught, natural disaster or wind conditions, then the display will be rescheduled for the rain date specified in the contract unless a different date is mutually agreed upon with the vendor and the City of Neosho events coordinator. If, through no fault of the vendor, the decision to postpone is made by the city on the date of the display, the vendor shall have the right to bill the city for expenses incurred because of the postponement, but in no case shall those charges exceed 10 percent of the contract price. The city may request from the vendor an itemized statement and/or justification of postponement charges.

In determining the most advantageous bid, the City of Neosho reserves the right to consider quality, workmanship, service, and dependability of the vendor, independent of price.

One original and one signed copy of the proposal must be received in a sealed envelope plainly marked: "Neosho Fireworks Display" with the date and time of when the proposals are due in lower left corner of the envelope.

Questions regarding this proposal shall be directed to: Richard Leavens, Director of Development Services, 417-451-8050 or email rleavens@neoshomo.org.

The CITY OF NEOSHO reserves the right to accept or reject any or all proposals and waive any irregularities received and to accept the proposal considered most advantageous to the City. By virtue of statutory authority, a preference will be given to materials, products, supplies, provisions, and all other articles produced, manufactured, made, or grown within the State of Missouri.

All bids must be submitted to the address below by 1:00 pm August 30, 2022.

Attn: City Clerk
203 East Main Street
Neosho, MO 64850

City of Neosho CITY COUNCIL AGENDA ITEM

REQUESTED COUNCIL MEETING DATE: September 6, 2022
ITEM: FY23 Bulk Rock Salt

ORIGINATING DEPARTMENT: Public Works Department
ATTACHMENT:
1. 2023 Bulk Rock Salt Bid

PURPOSE:
This bid is for the FY 2023 Bulk Rock Salt.

BACKGROUND:
This is the annual bid for rock salt for 2021/2022 on an as-needed basis. This will be used on snow-covered streets in the upcoming winter season by the Public Works Department. On average, we have used 100-190 tons previously, depending on the weather.

We sent out 4 bids and received 2 back.

Kunshek Chat & Coal	$80.00 per ton
Williams Diversified Materials	$78.20 per ton
Central Salt	$83.23 per ton
Kansas Salt	$91.79 per ton

RECOMMENDATION:
City Staff recommends approval for the Bid from Williams Diversified Materials in the amount of $78.20 per ton.

Public Works Department – 2023 BULK ROCK SALT
Bid Opening Summary

Bid Opening was at ~~10:30~~ 9:45 AM, August 30th, 2022
Present for Bid Opening: Jeff Barratt Cheyenne Wright

Attached is a compilation of the bids received for the 2023 Bulk Rock Salt for the Public Works Department of the City of Neosho.

The following were received:

* Williams Diversified Materials, Inc. Baxter Springs, KS 66713	$78.20 Per Tons delivered (within 5 days of receipt of written order)
Independent Salt Co. Kanapolis, KS 67454	$NO BID
* Kunshek Chat & Coal, Inc. Pittsburg, KS 66762	$80.00 per ton (5 business days)

Compass Minerals Overland Park, KS	$NO BID per ton (
Central Salt Lyons, KS	$ 83.23 per ton (5-7 working days after receipt of order.)
Kansas Salt Louisburg, KS	$91.79 per ton (7-14 days after order placed)

City of Neosho

BID FORM

Description: (To be completed by bidding party)

Furnishing and Delivery of Bulk Rock Salt

Estimate 200 tons

Any other Charges

Price(s) for unit(s) meeting enclosed specifications:

Bulk Rock Salt delivered - $91.79/ton

F.O.B. Neosho, MO
Projected Shipping Date: 7-14 days after order placed

After delivery - payment made on Friday following delivery of invoice

I certify that this bid on stated piece(s) of equipment meets or exceeds the bid specifications (unless otherwise noted).

COMPANY: Kansas Salt LLC

BY:

City of Neosho

BID FORM

Description: (To be completed by bidding party)

Furnishing and Delivery of Bulk Rock Salt

Estimate 200 tons

Any other Charges

$83.23 Per Ton

Price(s) for unit(s) meeting enclosed specifications:

F.O.B. Neosho, MO
Projected Shipping Date: 5 - 7 Working days after receipt of order

After delivery - payment made on Friday following delivery of invoice

I certify that this bid on stated piece(s) of equipment meets or exceeds the bid specifications (unless otherwise noted).

COMPANY: Central Salt, LLC

BY: Lori Young

City of Neosho

BID FORM

Description: (To be completed by bidding party)

Furnishing and Delivery of Bulk Rock Salt

Estimate 200 tons

Any other Charges

Price(s) for unit(s) meeting enclosed specifications: $78.20 per ton

F.O.B. Neosho, MO
Projected Shipping Date: within 5 business days of receipt of written order

After delivery - payment made on Friday following delivery of invoice

I certify that this bid on stated piece(s) of equipment meets or exceeds the bid specifications (unless otherwise noted).

COMPANY: Williams Diversified Materials, Inc.

BY: Bill Burch

City of Neosho

BID FORM

Description: (To be completed by bidding party)

Furnishing and Delivery of Bulk Rock Salt

Estimate 200 tons

Any other Charges NONE

PLEASE SEND US A COPY OF
BID OPENING SUMMARY FOR SALT.

Price(s) for unit(s) meeting enclosed specifications:

$ 80.00 PER TON SALT & HAUL

F.O.B. Neosho, MO
Projected Shipping Date: AS REQUESTED - IN 5 BUSINESS DAYS

After delivery - payment made on Friday following delivery of invoice

I certify that this bid on stated piece(s) of equipment meets or exceeds the bid specifications (unless otherwise noted).

COMPANY: KUNSHEK CHAT & COAL, INC.

BY: Robert H. Kunshek

Compass Minerals
9900 West 109th Street
Suite 100
Overland Park, KS 66210
www.compassminerals.com

T (800) 323-1641

August 16, 2022

City of Neosho
203 E. Main St.
Neosho, MO 64850

Dear Sir or Madam,

Compass Minerals America Inc. graciously appreciates you allowing us the opportunity to bid on your "2023 Rock Salt Annual Bid" requirements for the upcoming year. Regrettably, we will be unable to submit a bid at this time.

However, please retain our name on your active bidder's list for any future opportunities concerning your rock salt requirements.

Best Regards,

Jason Fry

For Austin Welch
Manager Highway Sales

City of Neosho
203 E. Main St.
Neosho, MO 64850
(417) 451-8050 phone
(417) 451-8065 fax
www.neoshomo.org

August 11, 2022

RE: INVITATION TO BID

To Whom It May Concern:

Enclosed you will find an invitation to bid on services or equipment for the City of Neosho. The invitation to bid is self-explanatory.

The bid packet is for 2023 Rock Salt Annual bid described as follows.

The City of Neosho invites you to bid on the 2023 Rock Salt Annual bid.

If you have any questions, feel free to contact our office.

Thank you,

Nate Siler
Public Works Director
417-451-8071

Rock Salt Specifications

This bid will be for the City of Neosho's fiscal year starting October 1, 2022 and ending at midnight on September 30, 2023.

The exact quantities of each item are not known and will be based on our best estimate. There shall be no penalties in price for failure to meet any specific quantity. Prices quoted must remain firm until September 30, 2023. Prices are to be figured with payment terms of NET 30 DAYS unless you offer better payment terms in your bid.

INSTRUCTIONS TO BIDDERS

The City of Neosho, Missouri will accept sealed bids until the bid opening at 9:45 AM, August 30th, 2022 at the office of the City of Neosho ATTN: City Clerk, 203 E Main St, Neosho, MO 64850. The bid will be for the following item(s):

The bid packet is for: The 2023 Rock Salt Annual Bid. Specifications and instructions are listed in the Rock Salt Annual Bid Specifications included in this document.

The City of Neosho retains the right to refuse bids for the 2023 Rock Salt Annual Bid.

Sealed bid envelopes are to be marked: **2023 Rock Salt Annual Bid**
Questions concerning the specifications and bid procedure should be directed to Nate Siler, 200 Nelson Ave, Neosho, MO 64850. 417-451-8071.

*Missouri Prevailing Wage Rate Applies No

A copy of the Missouri Prevailing Wage Rate is attached No
***HB 1729 Prevailing Wage

The City reserves the right to reject any or all bids and to accept the best bid.

Thank you,

Nate Siler
Public Works Director
Neosho, MO

City of Neosho CITY COUNCIL AGENDA ITEM

REQUESTED COUNCIL MEETING DATE: September 6, 2022
ITEM: FY23 Concrete

ORIGINATING DEPARTMENT: Public Works Department
ATTACHMENT:
1. 2023 Concrete Bid

PURPOSE:
This bid is for the FY 2022 Concrete prices.

BACKGROUND:
This is the annual bid for concrete for 2021/2022 on an as-needed basis.
This will be used for repair of streets, curbing, sidewalks, and any other Public Works Department needs.

We sent out two bids and received 2 back.

G&H Redi Mix	6 bag mix,	$110.75 per yard
	4000# mix	$110.75 per yard
	Flowable Fill	$95.75 per yard
	Calcium	$ 5.00 per yard
	Fiber	$ 5.50 per yard
	Black Dye	$75.00 per bag
	Light Load Charge	$75.00 4 yd mim
	Fuel Charge	$35.00 per load
Joplin Concrete	6 bag mix	$117.00 per yard
	4000psi mix	$116.50 per yard
	Flowable Fill	$113.50 per yard
	Calcium	$ 5.75 per yard
	Fiber	$ 6.50 per yard
	Black Dye	$110.00 per bag
	Light Load Charge	$75.00 4-yard mim
	Fuel Charge	Please see the attached scale

RECOMMENDATION:
City Staff recommends approval for the Bid from G&H Redi Mix, Neosho, MO.

Public Works Department – 2022 Concrete
Bid Opening Summary

Bid Opening was at 9:15 AM, September 8th 2021
Present for Bid Opening : Jeff Barratt ; David Kennedy ; Cheyenne Wright ; Roy Moore
Attached is a compilation of the bids received for the 2022 Concrete for the Public Works Department of the City of Neosho.

The following were received:

	Joplin Concrete Neosho, MO	G& H Redi Mix Joplin, MO
6 Bag Mix, (100 yards)	$117.00 per yard	$110.75 per yard
4000# Street Mix (200 yards)	$116.50 per yard	$110.75 per yard
4000# Curb Mix (50 yards)	$116.50 per yard	$110.75 per yard
4000# Wall Mix (50 yards)	$116.50 per yard	$110.75 per yard
Flowable Fill (50 yards)	$113.50 per yard	$95.75 per yard
2% Calcium	$5.75 per yard	$5.00 per yard
Fiber (1lb. per micro-fiber)	$6.50 per yard	$5.50 1LB per yard
Black Dye	$110.00 per yard	$75.00 25LB Bag
Light Load Charge	$75.00 per load under 4 yards.	$75.00 per yard
Minimum light load	4 yard min	4 yard min
	Fuel Surcharge table attached	Fuel Charge $35.00 – until end of contract.
	* Time limit - $1.25 per minute after 60 mins.	* Hot Water $5 yard * No flash $3.50 per yd. * Holding charge (after 1st Hour) - $100 per hr.

City of Neosho

BID FORM

Description: (To be completed by bidding party)

6 Bag Mix (100 Yards) per yard $110.75

4000# Street Mix (200 yards) per yard $110.75

4000# Curb Mix (50 yards) per yard $110.75

4000# Wall Mix (50 yards) per yard $110.75

Flowable Fill (50 yards) per yard $95.75

2% Calcium per yard $5.00

Fiber per yard $5.50

Black Dye per yard $75.00

Light Load Charge per load $75.00

Minimum Yardage before light load charge per load of how much 4 yds

Fuel Charge (when is this applied) per load $35.00 until end of Contract

Any Additional charges per this agreement *Hot Water per ~~load~~ yard $5.00

No Other charges can be added per year if not listed on this form

Add any additional charges on another sheet *No Flyash - $3.50 per yard
*Holding Charge (After 1st hour) - $100.00 per hour

Price(s) for unit(s) meeting enclosed specifications:

F.O.B. Neosho, MO
Projected Shipping Date: _____

After delivery - payment made on third Tuesday of month delivered

I certify that this bid on stated piece(s) of equipment meets or exceeds the bid specifications (unless otherwise noted).

COMPANY: G + H Redi Mix

BY: [signature]

City of Neosho

BID FORM

Description: (To be completed by bidding party)

6 Bag Mix (100 Yards) per yard $ 117.00

4000# Street Mix (200 yards) per yard $ 116.50

4000# Curb Mix (50 yards) per yard $ 116.50

4000# Wall Mix (50 yards) per yard $ 116.50

Flowable Fill (50 yards) per yard $ 113.50

2% Calcium per yard $ 5.25

Fiber per yard $ 6.50 1 pound per yard. micro fiber.

Black Dye per yard $ 110.00

Light Load Charge per load $ 75 under 4 yards

Minimum Yardage before light load charge per load of how much 4 yards

Fuel Charge (when is this applied) per load See attached sheet per load.

Any Additional charges per this agreement per load time limit $ 1.25 per min after 60 mins

No Other charges can be added per year if not listed on this form

Add any additional charges on another sheet

Price(s) for unit(s) meeting enclosed specifications:

F.O.B. Neosho, MO
Projected Shipping Date: _____

After delivery - payment made on third Tuesday of month delivered

I certify that this bid on stated piece(s) of equipment meets or exceeds the bid specifications (unless otherwise noted).

COMPANY: Joplin / Neosho Concrete 851 East Industrial Drive

BY: Jonah Weaver

JOPLIN
CONCRETE

7425 East Newman Road Joplin Mo
7110 West 20th Joplin Mo
851 E Industrial Drive Neosho MO

Joplin Concrete Fuel Surcharge **3.8.2022**

Valued Customers:

Joplin Concrete strives to provide high quality concrete at fair market prices. Due to tremendous rising cost associated with materials hauling and delivery of ready-mix concrete we will begin implementing a fuel surcharge on every load delivered effective 3.15.2022. These charges are based of the current chart below for the Midwest Region Fuel Index. Fuel rates will be analyzed every Monday and will be adjusted weekly based on current fuel pricing. This charge is direct effect of fuel cost, and the overall state of our country and economy in the current times we are all faced with. These charges will continue until some return to normalcy.
We are committed to weathering the unforeseen storm and providing you with quality ready mix concrete.

Respectfully
Jonah Weaver
GM Joplin Concrete Company

JOPLIN CONCRETE

7425 East Newman Road Joplin Mo
7110 West 20th Joplin Mo
851 E Industrial Drive Neosho MO

Joplin Concrete - Fuel Surcharge Table
Based from https://www.eia.gov/dnav/pet/pet_pri_gnd_dcus_r20_w.htm (Midwest Fuel Index)

Diesel Fuel Price - Per Gallon	Fuel Surcharge Per Load
$2.76 to $3.00	$17.00
$3.01 to $3.25	$19.00
$3.26 to $3.50	$21.00
$3.51 to $3.75	$23.00
$3.76 to $4.00	$25.00
$4.01 to $4.25	$27.00
$4.26 to $4.50	$29.00
$4.51 to $4.75	$31.00
$4.76 to $5.00	$33.00
$5.01 to $5.25	$35.00
$5.26 to $5.50	$37.00
$5.51 to $5.75	$39.00
$5.76 to $6.00	$41.00
$6.01 to $6.25	$43.00
$6.26 to $6.50	$45.00
$6.51 to $6.75	$47.00
$6.76 to $7.00	$49.00
$7.01 to $7.25	$51.00
$7.26 to $7.50	$53.00
$7.51 to $7.75	$55.00
$7.76 to $8.00	$57.00

City of Neosho
203 E. Main St.
Neosho, MO 64850
(417) 451-8050 phone
(417) 451-8065 fax
www.neoshomo.org

August 11, 2022

RE: INVITATION TO BID

To Whom It May Concern:

Enclosed you will find an invitation to bid on services or equipment for the City of Neosho. The invitation to bid is self-explanatory.

The bid packet is for 2023 Concrete Annual bid described as follows.

The City of Neosho invites you to bid on the 2023 Concrete Annual bid.

If you have any questions, feel free to contact our office.

Thank you,

Nate Siler
Public Works Director
417-451-8071

INSTRUCTIONS TO BIDDERS

The City of Neosho, Missouri will accept sealed bids until the bid opening at 9:15 AM, August 30th, 2022 at the office of the City of Neosho ATTN: City Clerk, 203 E Main St, Neosho, MO 64850. The bid will be for the following item(s):

The bid packet is for: The 2023 Concrete Annual Bid. Specifications and instructions are listed in the Concrete Annual Bid Specifications included in this document.

The City of Neosho retains the right to refuse bids for the 2023 Concrete Annual Bid.

Sealed bid envelopes are to be marked: **2023 Concrete Annual Bid**
Questions concerning the specifications and bid procedure should be directed to Nate Siler, 200 Nelson Ave, Neosho, MO 64850. 417-451-8071.

*Missouri Prevailing Wage Rate Applies No

A copy of the Missouri Prevailing Wage Rate is attached No
***HB 1729 Prevailing Wage

The City reserves the right to reject any or all bids and to accept the best bid.

Thank you,

Nate Siler
Public Works Director
Neosho, MO

Concrete Specifications

This bid will be for the City of Neosho's fiscal year starting October 1, 2022 and ending at midnight on September 30, 2023.

The exact quantities of each item are not known and will be based on our best estimate. There shall be no penalties in price for failure to meet any specific quantity. Prices quoted must remain firm until September 30, 2023. Prices are to be figured with payment terms of NET 30 DAYS unless you offer better payment terms in your bid.

6 Bag Mix	(100 yards)
4000# Street Mix	(200 yards)
4000# Curb Mix	(50 yards)
4000# Wall Mix	(50 yards)
Flowable Fill	(50 yards)
2% Calcium	
Fiber	
Black Dye	
Light Load Charge	
Minimum Yardage before	
Fuel Charge	
Additional Added Charges	

City of Neosho CITY COUNCIL AGENDA ITEM

REQUESTED COUNCIL MEETING DATE: September 6, 2022
ITEM: FY23 Bulk Rock

ORIGINATING DEPARTMENT: Public Works Department
ATTACHMENT:
1. 2023 Bulk Rock Bid

PURPOSE:
To ask for council's approval of the FY 2023 bulk rock bid.

BACKGROUND:
This is the annual bid for bulk rock for FY 2021 on an as-needed basis. This will be used for street repairs and other needs in the Public Works Department. We sent out three bids and received three back.

Anchor Stone	1” Base	$7.50 per ton
	¾” Clean	$10.50 per ton
	Screening	$7.00 per ton
	¼” Chips	$12.50 per ton
	6” Rip Rap	$10.50 per ton
	12” Rip Rap	$15.00 per ton
Joplin Stone	1” Base	$7.25 per ton
	¾” Clean	$12.50 per ton
	Screening	$5.25 per ton
	¼” Chips	$4.00 per ton
	6” Rip Rap	$11.00 per ton
	12” Rip Rap	$13.00 per ton
Kemp Stone	1” Base	$8.25 per ton
	¾” Clean	$10.50 per ton
	Screening	$7.50 per ton
	¼” Chips	$12.75 per ton
	6” Rip Rap	$14.50 per ton
	12” Rip Rap	$16.00 per ton

RECOMMENDATION:
City Staff recommends Council to approve the bid from Kemp stone due to price and location.

Public Works Department – 2023 BULK ROCK
Bid Opening Summary

Bid Opening was at 9:30 PM, August 30th, 2022
Present for Bid Opening: Jeff Barratt; David Kennedy; Cheyenne Wright; Tod Griesemer
Attached is a compilation of the bids received for the 2023 Bulk Rock for the Public Works Department of the City of Neosho.

The following were received:

	Kemp Stone Per Ton	Joplin Stone Per Ton	Anchor Stone Per Ton
1" Base Rock	$8.25	$7.25	$7.50
¾" Clean	$10.50	$12.50	$10.50
Lime Screenings	$7.50	$4.00	$7.00
3/8 ~~¾~~" Chips	$12.75	$15.00	$12.50 1/4"
6" Rip Rap	$14.50	$11.00 (5-10" ditch liner)	$10.50 +
12" Rip Rap	$16.00 (18"-24")	$13.00	$15.00
Notice:			

City of Neosho

BID FORM

Description: (To be completed by bidding party)

1" BASE ROCK $ 8.25 PER TON

¾" CLEAN $ 10.50 PER TON

LIME SCREENINGS $ 7.50 PER TON

3/8" CHIPS $ 12.75 PER TON (3/8" CHIPS ONLY)

6" RIP RAP $ 14.50 PER TON - 6"-12"

12" RIP RAP $ 16.00 PER TON - 12"-18"

18" RIP RAP $ 16.00 PER TON - 18"-24"

Additional charges

Price(s) for unit(s) meeting enclosed specifications:

Projected Shipping Date: 24-48 HRS AFTER NOTIFICATION

After delivery - payment made on Friday following delivery of invoice

I certify that this bid on stated piece(s) of equipment meets or exceeds the bid specifications (unless otherwise noted).

COMPANY: KEMP STONE - NEOSHO QUARRY

BY: Jerry Arnold - JERRY ARNOLD 8/18/22

City of Neosho

BID FORM

Description: (To be completed by bidding party)

1" BASE ROCK - $7.25 per TON

¾" CLEAN - $12.50 Ton

LIME SCREENINGS - $4.00 Ton

¼" CHIPS - $15.00 Ton

6" RIP RAP - 5"-10" Ditch Liner $11.00 Ton

12" RIP RAP - $13.00 Ton

Additional charges

Price(s) for unit(s) meeting enclosed specifications:

Projected Shipping Date: _____

After delivery - payment made on Friday following delivery of invoice

I certify that this bid on stated piece(s) of equipment meets or exceeds the bid specifications (unless otherwise noted).

COMPANY: Joplin STONE CO.

BY: Brad Rogers

City of Neosho

BID FORM

Description: (To be completed by bidding party)

1" BASE ROCK — $7.50/TON

¾" CLEAN — $10.50/TON

LIME SCREENINGS - $7.00/TON

¼" CHIPS — $12.50/TON

6" RIP RAP — $10.50/TON

12" RIP RAP — $15.00/TON

Additional charges

Price(s) for unit(s) meeting enclosed specifications:

Projected Shipping Date: _____

After delivery - payment made on Friday following delivery of invoice

I certify that this bid on stated piece(s) of equipment meets or exceeds the bid specifications (unless otherwise noted).

COMPANY: ANCHOR STONE CO.

BY: [signature]

City of Neosho
203 E. Main St.
Neosho, MO 64850
(417) 451-8050 phone
(417) 451-8065 fax
www.neoshomo.org

August 11, 2022

BID

RE: INVITATION TO BID

To Whom It May Concern:

Enclosed you will find an invitation to bid on services or equipment for the City of Neosho. The invitation to bid is self-explanatory.

The bid packet is for 2023 Rock Annual bid described as follows.

The City of Neosho invites you to bid on the 2023 Rock Annual bid.

If you have any questions, feel free to contact our office.

Thank you,

Nate Siler
Public Works Director
417-451-8071

INSTRUCTIONS TO BIDDERS

BID

The City of Neosho, Missouri will accept sealed bids until the bid opening at 9:30 AM, August 30th, 2022 at the office of the City of Neosho ATTN: City Clerk, 203 E Main St, Neosho, MO 64850. The bid will be for the following item(s):

The bid packet is for: The 2023 Rock Annual Bid. Specifications and instructions are listed in the Rock Annual Bid Specifications included in this document.

The City of Neosho retains the right to refuse bids for the 2023 Rock Annual Bid.

Sealed bid envelopes are to be marked: **2023 Rock Annual Bid**
Questions concerning the specifications and bid procedure should be directed to Nate Siler, 200 Nelson Ave, Neosho, MO 64850. 417-451-8071.

*Missouri Prevailing Wage Rate Applies No

A copy of the Missouri Prevailing Wage Rate is attached No
***HB 1729 Prevailing Wage

The City reserves the right to reject any or all bids and to accept the best bid.

Thank you,

Nate Siler
Public Works Director
Neosho, MO

Rock Specifications

This bid will be for the City of Neosho's fiscal year starting October 1, 2022 and ending at midnight on September 30, 2023.

The exact quantities of each item are not known and will be based on our best estimate. There shall be no penalties in price for failure to meet any specific quantity. Prices quoted must remain firm until September 30, 2023. Prices are to be figured with payment terms of NET 30 DAYS unless you offer better payment terms in your bid.

City of Neosho

BID FORM

Description: (To be completed by bidding party)

1" BASE ROCK _____

¾" CLEAN _____

LIME SCREENINGS _____

¼" CHIPS _____

6" RIP RAP _____

12" RIP RAP _____

_____

_____ Additional charges _____

_____

_____

_____

Price(s) for unit(s) meeting enclosed specifications:

Projected Shipping Date: _____

After delivery - payment made on Friday following delivery of invoice

I certify that this bid on stated piece(s) of equipment meets or exceeds the bid specifications (unless otherwise noted).

COMPANY: _____

BY: _____

City of Neosho CITY COUNCIL AGENDA ITEM

REQUESTED COUNCIL MEETING DATE: September 6, 2022
ITEM: FY23 Asphalt

ORIGINATING DEPARTMENT: Public Works Department
ATTACHMENT:
1. 2023 Asphalt Bid

PURPOSE:
This bid is for the FY 2022 Asphalt Bid for streets.

BACKGROUND:
This is the annual bid for Asphalt for 2021/2022 on an as-needed basis. This will be used for the repair of streets.

ESS Company	Cold Mix	$95.00 per ton
ESS Company	Hot Mix	$75.00 per ton
Blevins Asphalt	Cold Mix	$90.00 per ton
Blevins Asphalt	Hot Mix	$65.00 per ton
APAC	Cold Mix	$No Bid
APAC	Hot Mix	$80.50

RECOMMENDATION:
The City Staff recommends approval for the Bid from Blevins Asphalt due to their mixture outperforming other companies' materials in our equipment.

Public Works Department – 2023 ASPHALT
Bid Opening Summary

Bid Opening was at 9:00 AM, August 30, 2022
Present for Bid Opening: Jeff Barratt Cheyenne Wright
David Kennedy

Attached is a compilation of the bids received for the 2023 Asphalt for the Public Works Department of the City of Neosho.

The following were received:

ESS Joplin, MO	Hot Mix BP1 Cold Mix	$ 75.00 per ton $ 95.00 per ton
Blevins Asphalt Mt. Vernon, MO 65712	Hot Mix BP1 Cold Mix	$ 65.00 per ton $ 90.00 per ton
APAC Missouri Joplin, MO 64801	Hot Mix BP1 Cold Mix	$ 80.50 per ton $ No Bid

no energy surcharge; current surcharge is $3.00 per ton and is based on diesel pricing.

City of Neosho

BID FORM

Description: (To be completed by bidding party)

HOT MIX BP 1 $80.50 FOB Joplin plant

COLD MIX NO BID

Please list any other charges that may happen Does not include energy Surcharge Current Surcharge is 3.00 per ton and is based on diesel pricing.

Price(s) for unit(s) meeting enclosed specifications:

Projected Shipping Date: NO BID

After delivery - payment made on Friday following delivery of invoice

I certify that this bid on stated piece(s) of equipment meets or exceeds the bid specifications (unless otherwise noted).

COMPANY: APAC-Central Inc.

BY: Darrin Beeson

City of Neosho

BID FORM

Description: (To be completed by bidding party)

HOT MIX BP 1 $75.00 / TON

COLD MIX $95.00 / TON

Please list any other charges that may happen FOB: JOPLIN PLANT

Price(s) for unit(s) meeting enclosed specifications:

Projected Shipping Date: _____

After delivery - payment made on Friday following delivery of invoice

I certify that this bid on stated piece(s) of equipment meets or exceeds the bid specifications (unless otherwise noted).

COMPANY: EMERY SAPP & SONS

BY: TYSON COLLINS

City of Neosho

BID FORM

Description: (To be completed by bidding party)

HOT MIX BP 1 $ 65.00 per Ton

COLD MIX $ 90.00 per Ton

Please list any other charges that may happen

Price(s) for unit(s) meeting enclosed specifications:

Projected Shipping Date: Aug. 31, 2022

After delivery - payment made on Friday following delivery of invoice

I certify that this bid on stated piece(s) of equipment meets or exceeds the bid specifications (unless otherwise noted).

COMPANY: Blevins Asphalt Construction Co., Inc.

BY:

City of Neosho
203 E. Main St.
Neosho, MO 64850
(417) 451-8050 phone
(417) 451-8065 fax
www.neoshomo.org

August 11, 2022

RE: INVITATION TO BID

To Whom It May Concern:

Enclosed you will find an invitation to bid on services or equipment for the City of Neosho. The invitation to bid is self-explanatory.

The bid packet is for 2023 Asphalt Annual bid described as follows.

The City of Neosho invites you to bid on the 2023 Asphalt Annual bid.

If you have any questions, feel free to contact our office.

Thank you,

Nate Siler
Public Works Director
417-451-8071

INSTRUCTIONS TO BIDDERS

The City of Neosho, Missouri will accept sealed bids until the bid opening at 9:00 AM, August 30th, 2022 at the office of the City of Neosho ATTN: City Clerk, 203 E Main St, Neosho, MO 64850. The bid will be for the following item(s):

The bid packet is for: The 2023 Asphalt Annual Bid. Specifications and instructions are listed in the Asphalt Annual Bid Specifications included in this document.

The City of Neosho retains the right to refuse bids for the 2023 Asphalt Annual Bid.

Sealed bid envelopes are to be marked: **2023 Asphalt Annual Bid**
Questions concerning the specifications and bid procedure should be directed to Nate Siler, 200 Nelson Ave, Neosho, MO 64850. 417-451-8071.

*Missouri Prevailing Wage Rate Applies No

A copy of the Missouri Prevailing Wage Rate is attached No
***HB 1729 Prevailing Wage

The City reserves the right to reject any or all bids and to accept the best bid.

Thank you,

Nate Siler
Public Works Director
Neosho, MO

Asphalt Specifications

This bid will be for the City of Neosho's fiscal year starting October 1, 2022, and ending at midnight on September 30, 2023.

The exact quantities of each item are not known and will be based on our best estimate. There shall be no penalties in price for failure to meet any specific quantity. Prices quoted must remain firm until September 30, 2023. Prices are to be figured with payment terms of NET 30 DAYS unless you offer better payment terms in your bid.

City of Neosho CITY COUNCIL AGENDA ITEM

REQUESTED COUNCIL MEETING DATE: September 6, 2022
ITEM: Public Hearing for Bill No. 2022-59: FY23 Budget

ORIGINATING DEPARTMENT: City Clerk
ATTACHMENT: None

PURPOSE:

BACKGROUND:

RECOMMENDATION:

City of Neosho CITY COUNCIL AGENDA ITEM

REQUESTED COUNCIL MEETING DATE: September 6, 2022
ITEM: Bill No. 2022-59: FY23 Budget

ORIGINATING DEPARTMENT: Finance Department
ATTACHMENT:
1. FY2023 Budget -Proposed 9.6.22

PURPOSE:
To approve the city's budget for the Fiscal Year beginning October 1, 2022 and ending September 30, 2023.

BACKGROUND:
Per Article V of the Neosho City Charter, this proposed budget is submitted for your consideration and approval for the fiscal year ending September 30, 2022.

The table below provides the following information on our balanced budget for the General Government Funds and Enterprise Funds: Proposed Revenues and Expenditures, Proposed Other Sources, and Proposed Other Uses. Also included is the Internal Service Fund, which represents the Health Insurance Plan.

RECOMMENDATION:
The City Manager recommends the City Council approve the city's budget for the Fiscal Year beginning October 1, 2022 and ending September 30, 2023 as presented.

City of Neosho, Missouri

Proposed
Annual Operating Budget

October 1, 2022 – September 30, 2023

October 1, 2022

AN ORDINANCE OF THE CITY OF NEOSHO, MISSOURI, APPROVING AND ADOPTING THE 2022-2023 FISCAL YEAR BUDGET IN THE AMOUNT OF $54,649,339 IN REVENUES AND OTHER SOURCES, $59,946,353 IN EXPENDITURES AND OTHER USES IN ACCORDANCE WITH THE 2022-2023 FISCAL YEAR BUDGET; PROVIDING FOR ADJUSTMENTS THERETO; AND FIXING THE EFFECTIVE DATE THEREOF.

BE IT ORDAINED BY THE COUNCIL OF THE CITY OF NEOSHO, MISSOURI, AS FOLLOWS:

Section 1: The Annual Budget of the City of Neosho, Missouri, for the fiscal year commencing October 1, 2022, and ending September 30, 2023, as submitted by the City Manager and incorporated herein by reference, as if fully set out in this ordinance, is hereby approved and adopted.

Section 2: The salary schedule, as provided for within the 2022-2023 Fiscal Year Budget, shall become effective as stated in said budget.

Section 3: The City Manager is hereby authorized to expend the funds as set forth in said budget document. Receipts and disbursements shall be within the limits therein described and adopted by reference and shall be made in accordance with applicable laws and ordinances.

Section 4: All other ordinances and parts of ordinances in conflict herewith are repealed.

Section 5: This ordinance shall be in full force and effect October 1, 2022.

APPROVED after final passage this 20th day of September, 2022.

ATTEST: **CITY OF NEOSHO, CITY COUNCIL**

_____ _____

City Clerk **Mayor**

APPROVED:

_____

City Attorney

City of Neosho
203 E. Main St.
Neosho, MO 64850
(417) 451-8050 phone
(417) 451-8065 fax
www.neoshomo.org

September 6, 2022

Citizens of the City
Honorable Mayor and Members of the Neosho City Council
City of Neosho
Neosho, Missouri

In fulfillment of Article V of the Neosho City Charter, I am submitting for your consideration and approval the proposed budget for the fiscal year ending September 30, 2023.

The table below provides the following information on our balanced budget for the General Government Funds and Enterprise Funds: Proposed Revenues & Expenditures, Proposed Other Sources, and Proposed Other Uses. Also displayed is a comparison to the prior two years of original adopted budgets.

	Projected Fund Balance	Total Revenues and Other Sources	Total Expenditures and Other Uses	Projected Ending Fund Balance	% of Total	Change Amount	Change %
Government Funds	$ 14,942,831.13	$ 37,443,490.00	$ 38,941,648.00	$ 13,444,673.13	0.70	$ (1,498,158.00)	-0.10
Internal Service Funds	$ 45,770.17	$ 1,017,607.00	$ 1,017,506.00	$ 45,871.17	0.00	$ 101.00	0.00
Enterprise Funds	$ 6,895,943.40	$ 18,928,365.00	$ 20,049,620.00	$ 5,774,688.40	0.30	$ (1,121,255.00)	-0.16
Total	$ 21,884,544.69	$ 57,389,462.00	$ 60,008,774.00	$ 19,265,232.69	1.00	$ (2,619,312.00)	-0.26

	FY2021 Adopted Budget	FY2022 Adopted Budget	FY2022 Proposed
Government Funds	15,870,565.00	24,963,740.00	24,976,583.00
Internal Service Fund	1,006,110.00	1,003,925.00	1,003,925.00
Enterprise Funds	7,115,186.00	7,564,831.00	7,539,900.00
Total	**23,991,861.00**	**33,532,496.00**	**32,620,408.00**

The City's expenditures and Other Uses have increased for the Fiscal 2023 year. This is in large part due to the addition of the use of American Rescue Plan Act "ARPA" funds for drinking water, wastewater and stormwater, and the continuation of the Department of Economic Development "DED" funds for Stratford Place and Freeman Road. The proposed water project will consist of replacement of water lines which are at the end of their service life, and will include replacement of gate valves, fire hydrants, service connections, appurtenances, and installation of two pressure reducing valves in an effort to reduce the City's water loss. The proposed wastewater project is the rehabilitation of the Buffalo Creek Lift Station to mitigate the infiltration and inflow of stormwater into the sewer system. Many of the properties and roadways become easily flooded during moderate rainfall events and for extended time periods after rainfall events. The proposed projects will consist of the installation of a stormwater system of inlets and piping to promote drainage of the existing area and intercept stormwater generated from the south for the Stratford Place and Freeman Road project. Construction of a new drainage ditch to mitigate flooding from Hatchery Branch and the High School Branch.

The City has seen an overall increase of 10.70% from FY21 in sales tax revenues received as of August 2022. Current inflation is a large part of the increase, we have budgeted sales tax revenues for the 2022/2023 fiscal year with a 3% increase over the budgeted sales tax revenues from the 2020/2021 fiscal year. While we have growth in the community the increase was unexpected. Staff feels a conservative approach is best at this time due to the uncertainties and volatility of the economy.

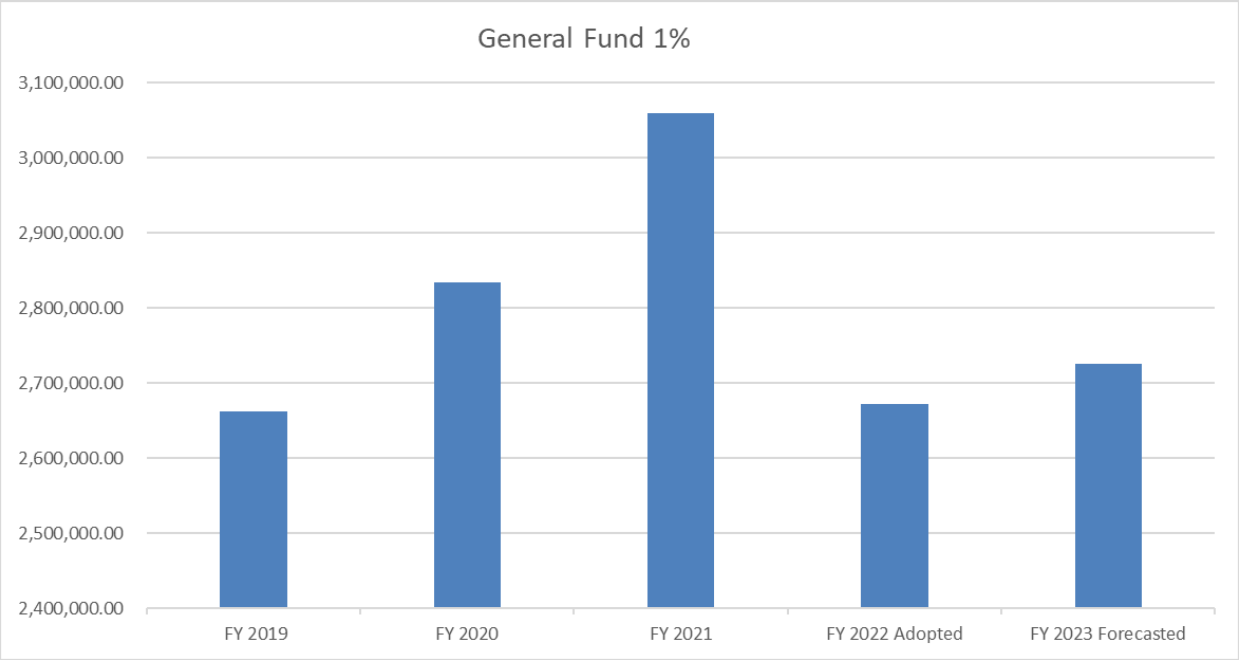

It is only through the dedication and commitment of our employees that our City operates efficiently. We have budgeted for a 5% COLA increase across the board for FY2023. It is no small feat to protect, provide, and maintain a safe and functioning City for our citizens. Our Staff is to be commended to for the results of their service to the Citizens of Neosho.

With overall expenses increasing at a higher rate than revenues, the staff must make decisions to ensure the ongoing success of the City. The City has managed expenditures in recent years with a strong focus on lean and efficient operations and competitive third-party contracts. During the FY2023 year, the City plans to continue a course of action intended to improve revenues across the board to ensure continuation of important services, while continuing to practice approved bidding and purchasing procedures to find the best value for the taxpayer's dollar.

We have focused on building stronger relationships with our partners in education, business, economic development, and our community in general. Great strides have been achieved as we strive to help Neosho grow at a pace that complements our infrastructure and encourages new construction, new developments, and new citizens. The City has partnered with the Neosho Area Chamber of Commerce in the promoting and beautification of the City and we will continue into Fiscal Year 2023 in the same direction and collaborative spirit.

Water loss remains a top priority for the City's Utilities Departments. Public Works will continue to examine the City's water lines to target the cause of our high-water loss. In FY2022, magnetic field meters were installed to isolate areas for the determination of the largest need for main repair or replacement. Public Works has identified the downtown upper-pressure zone to have the largest amount of water loss. The staff has also budgeted for a professional water rate study to be conducted in 2023. We will need to review revenues and expenditures each year and adjust our fees accordingly. This will allow for continuous infrastructure improvements for water and sewer lines as well as to the Wastewater and Filtration plants in the future.

The debts of the City continue to receive careful oversight by the Staff. Our responsibility as a City is to ensure that we service these debts accordingly. The City's debts have all been refinanced during the last seven years to take advantage of better interest rates without extending the terms of the debt. The City has a Standard & Poor's rating of 'A', which is equivalent to an A+ rating if we were to issue General Obligation debt. Receiving Standard & Poor's 'A' rating demonstrates the priority we have placed on reducing our debts and honoring our ethical obligation to make these annual payments. The City continues to maintain strong reserves. Future debt is being considered. The debt will be used for the construction of a Public Safety Center. Funds to repay this debt will be from the Public Safety tax passed in June 2020.

Issuance	Fund	FY2023 Principal Payments	9/30/2023 Ending Balance	Final Payment
2009	Wastewater	292,600.00	2,136,900.00	7/1/2030
2011	Water	478,000.00	4,928,000.00	1/1/2033
2012	TIF/Street	30,000.00	-	5/1/2023
2021	Street/Bridge	209,950.00	897,606.95	5/1/2027
2021	Senior Center	49,010.00	159,478.61	5/1/2027
2021	Auditorium	196,040.00	637,914.44	5/1/2027
2016	Golf Course	190,000.00	1,845,000.00	5/1/2031
	Total	1,445,600.00	10,604,900.00	

As we look to the future, both short term and long term, we must recognize those needs that benefit the majority of our Citizens. We will continue to utilize the five-year street plan that provides sealing and repaving for City streets each year. By using our GIS system, we have developed a plan that outlines the roads with the highest priority and a yearly projection for crack seal, slurry seal and overlay.

The City's overall financial position will continue to be monitored daily to ensure accountability and compliance. The City maintains a 60-day reserve in some funds, which is recommended by our independent auditors. For most of the funds, the City goes beyond the recommended 60 day and has kept a 90-day reserve in recent years. Fiscal Year 2023 a 90-day reserve in the General Fund projected expenditures and other financing is calculated to be $1,166,850.97. The projected unrestricted ending General Fund balance is expected to be $4,950,064.19 and is the equivalent of 419 days of reserves. As a result of, the increased sales tax revenues and careful examination of our expenditures the General Fund balance is forecasted to remain in a healthy position after the FY2022 year. The passage of the ½ of 1% Public Safety tax will be funding equipment purchases for our Police and Fire Department in FY 2023, therefore the salary increases will be transferred to the General Fund for this year. The City Staff is taking advantage of these extra funds to repair and replace some of the City's buildings and repair some areas that have been neglected in the past.

There are always fiscal challenges for a City in any economic atmosphere. We see revenues from the 1% sales tax experiencing very slow growth in prior years. With uncertainties of the current inflation and economy, it is extremely important to focus on our fiscal responsibilities. Unfortunately, the cost of utilities, insurance, wages, etc. each year, grow at a higher rate than the revenues. Staff must be diligent in keeping costs down and operating their departments as efficiently as possible through proper bidding procedures and careful consideration of departmental needs. Revenues must also be examined and monitored daily. We must find other sources of revenue to offset the continuous increase of operating expenses. Whether it be the passage of a Use Tax in the future, raising Property Taxes, or utilizing Grants to offset our expenses, we need to engage our community in these discussions. Each of these options must be carefully explored and considered. It is necessary to have careful and concise planning to fulfill obligations to both debtors and the citizens.

Respectfully,

David Kennedy
City Manager

TABLE OF CONTENTS

Budget Letter
Bill
Budget Summary
Personnel History
Department Summaries -

Government Funds	Page
General Administration and Non-Dept	1
City Clerk	6
Communications and Events	9
Development Services	12
Recycle Center	15
Police	18
Municipal Court	24
Information Technology	27
Fleet Maintenance	30
Emergency Management	33
Human Resources	36
Airport	39
Public Safety Tax	42
I.O.O.F. Cemetery	45
Fire Sales Tax	48
Drainage Sales Tax	52
Senior Center Sales Tax	55
Parks Sales Tax	58
Park Recreation	61
Auditorium Sales Tax	63
Capital Improvement Sales Tax/Purchases	66
Hotel/Motel Tax	68
Tax Incremental Financing	70
Golf Course	71
Abbott Brothers Trust	74
Morse Park Trust	77
Street Sales Tax	80
Street/Bridge Sales Tax	83
Police Donations	86

Debt Service Funds

Certificates of Participation, Series 2012A & 2012B	92
Special Obligation Bond Series 2013	93
Certificates of Participation, Series 2014A&B	94
Certificates of Participation, Series 2016A & 2016B	95
Special Obligation Bond Series 2021 (Refinance 2013 & 2	96

Proprietary Funds

Employee Health Insurance	97
Water Administration	100
Distribution & Maintenance	103
Meter Replacement	106
Filtration	109
Wastewater	112
TIF Debt	115
Water/Wastewater Debt	116

Transfers

Debt Summary
Debt Schedules

Capital Improvement Plan

City of Neosho
Forecasted Revenues

Fund/Department	TX Taxes	IR Intergovernmental	LP Licenses & Permits	CH Charges for Services	FF Fines & Forfeitures	MS Miscellaneous	OS Other Sources			Total
General Fund										
General Admin	3,906,836.00	1,216,162.00	33,200.00	-	-	8,500.00	2,831.00			5,167,529.00
City Clerk	-	-	-	-	-	-	-			-
Communication & Events	-	-	-	22,200.00	-	-	30,000.00			52,200.00
Development Services	-	-	93,400.00	-	-	-	-			93,400.00
Recycle Center	-	68,833.00	-	25,400.00	-	-	-			94,233.00
Police Department	85,000.00	2,160.00	500.00	127,711.00	252,400.00	119,581.00	314,170.00			901,522.00
Municipal Court	-	-	-	-	17,200.00	-	-			17,200.00
Information Technology	-	-	-	-	-	-	-			-
Fleet Maintenance	-	-	-	-	-	-	-			-
Emergency Management	-	-	-	-	-	-	18,696.00			18,696.00
Human Resources	-	-	-	-	-	-	-			-
Airport	-	120,000.00	-	247,320.00	-	30,000.00	5,660.00			402,980.00
Public Safety Tax	1,376,668.00	-	-	-	-	500.00	-			1,377,168.00
IOOF Cemetery	-	-	-	48,000.00	-	3,500.00	-			51,500.00
Subtotal	5,368,504.00	1,407,155.00	127,100.00	470,631.00	269,600.00	162,081.00	371,357.00			8,176,428.00
Police Grants Fund	-	14,200.00	-	-	-	-	4,200.00			18,400.00
Fire Department Fund	659,337.00	145,864.00	-	-	-	-	1,622,544.00			2,427,745.00
Drainage Department Fund	395,600.00	7,500,000.00	-	-	-	14,500.00	794,711.00			8,704,811.00
Parks Department Fund	593,400.00	89,172.00	-	8,000.00	-	5,900.00	510,500.00			1,206,972.00
Streets Department Fund	1,143,885.00	339,025.00	-	-	-	4,000.00	-			1,486,910.00
SHOP with a Hero Fund	-	-	-	-	-	15,510.00	-			15,510.00
D.A.R.E. Fund	-	-	-	-	-	-	-			-
Golf Course Fund	-	-	-	397,795.00	-	1,700.00	604,341.99			1,003,836.99
Hotel/Motel Fund	94,373.00	-	-	-	-	950.00	-			95,323.00
TIF Fund	-	-	-	-	-	-	-			-
Abbott Brothers BSP Fund	-	-	-	1,000.00	-	50.00	-			1,050.00
Morse Park Fund	-	-	-	-	-	13.00	-			13.00
Auditorium Fund	13,000.00	494,499.00	-	-	-	18,000.00	-			525,499.00
Senior Center Fund	164,834.00	-	-	-	-	400.00	40,000.00			205,234.00
Capital Improvement Fund	326,412.00	-	-	-	-	1,200.00	12,081,233.00			12,408,845.00
Street Bridge Fund	329,613.00	-	-	-	-	-	-			329,613.00
Subtotal	3,720,454.00	8,582,760.00	-	406,795.00	-	62,223.00	15,657,529.99	-	-	28,429,761.99
2012A Series	-	-	-	-	-	500.00	2,453.00			2,953.00
2016 Series	-	-	-	-	-	-	251,950.00			251,950.00
2021 Series	-	-	-	-	-	-	500,501.00			500,501.00
Subtotal	-	-	-	-	-	500.00	754,904.00	-	-	755,404.00
Total Government Funds	9,088,958.00	9,989,915.00	127,100.00	877,426.00	269,600.00	224,804.00	16,783,791.00	-	-	37,361,594.00
	Taxes	Intergovernmental	Licenses & Permits	Charges for Services	Fines & Forfeitures	Miscellaneous	Other Sources	-	-	
Proprietary Funds										
Internal Service Fun	-	-	-	-	-	1,017,607.00	-			1,017,607.00
Subtotal	-	-	-	-	-	1,017,607.00	-	-	- -	1,017,607.00
Enterprise Fund										
Water Admin	-	-	-	2,911,360.00	-	26,000.00	-			2,937,360.00
Distribution & Maintenance	-	5,000,000.00	-	-	-	20,000.00	250,000.00			5,270,000.00
Meter Replacement	-	-	-	188,000.00	-	-	202,790.00			390,790.00
Filtration	-	193,012.00	-	-	-	-	-			193,012.00
Wastewater	-	5,000,000.00	-	2,204,000.00	-	-	241,021.00			7,445,021.00
TIF Debt (2012 Series)	-	33,953.00	-	-	-	-	-			33,953.00
Water/Wastewater Debt	-	-	-	-	-	-	-			-
Subtotal	-	10,226,965.00	-	5,303,360.00	-	46,000.00	693,811.00	-	-	18,305,350.00
Total Proprietary & Enterprise Funds	-	10,226,965.00	-	5,303,360.00	-	1,063,607.00	693,811.00	-	-	19,322,957.00
All Funds Total Revenues	9,088,958.00	20,216,880.00	127,100.00	6,180,786.00	269,600.00	1,288,411.00	17,477,602.00	-	-	54,649,337.00

City of Neosho
FY2022 Budgeted Expenditures

Fund/Department	PR Payroll	SP Supplies	MC Maintenance	SV Services	UT Utilities	OT Other Expenses	CIP Capital	OU Other Uses	DS Debt	Total
General Fund										
General Admin	333,196.00	20,213.00	5,500.00	127,497.00	41,518.00	500.00	540,000.00	2,050,691.00	-	3,119,115.00
City Clerk	80,651.00	920.00	-	17,880.00	-	17,609.00	-	15,000.00	-	132,060.00
Communications & Events	-	-	-	-	-	52,200.00	-	-	-	52,200.00
Development Services	184,883.00	2,754.00	1,500.00	145,544.00	-	3,500.00	-	-	-	338,181.00
Recycle Center	129,088.00	3,300.00	2,997.00	6,284.00	7,817.00	1,600.00	115,500.00	-	-	266,586.00
Police Department	2,129,766.00	26,250.00	30,000.00	98,017.00	26,897.00	91,861.00	369,505.00	4,200.00	-	2,776,496.00
Municipal Court	146,044.00	2,600.00	1,000.00	4,000.00	1,200.00	1,454.00	-	-	-	156,298.00
Information Technology	46,927.00	260.00	-	48,410.00	-	980.00	-	-	-	96,577.00
Fleet Maintenance	-	2,000.00	-	-	-	6,000.00	-	-	-	8,000.00
Emergency Management	-	-	-	15,624.00	3,072.00	-	-	-	-	18,696.00
Human Resources	81,475.00	5,400.00	-	3,735.00	-	2,000.00	-	-	-	92,610.00
Airport	87,681.00	4,700.00	19,200.00	26,498.00	17,966.00	131,615.00	-	400,000.00	-	687,660.00
Public Safety Tax	-	-	-	-	-	-	-	665,619.00	-	665,619.00
IOOF Cemetery	-	500.00	15,700.00	109,430.00	543.00	400.00	-	81,000.00	-	207,573.00
Subtotal	3,219,711.00	68,897.00	75,897.00	602,919.00	99,013.00	309,719.00	1,025,005.00	3,216,510.00	-	8,617,671.00
Police Grants Fund	8,400.00	10,000.00	-	-	-	-	-	-	-	18,400.00
Fire Department Fund	1,808,579.00	9,300.00	29,600.00	80,487.00	26,000.00	62,117.00	411,662.00	-	-	2,427,745.00
Drainage Department Fund	132,923.00	-	35,000.00	14,650.00	-	7,500.00	8,983,743.00	-	-	9,173,816.00
Parks Department Fund	331,566.00	23,000.00	58,500.00	66,287.00	28,359.00	36,244.00	578,900.00	61,992.00	-	1,184,848.00
Streets Department Fund	490,077.00	103,500.00	60,000.00	476,158.00	170,602.00	48,255.00	522,852.00	5,660.00	2,453.00	1,879,557.00
SHOP with a Hero Fund	-	-	-	-	-	15,500.00	-	-	-	15,500.00
D.A.R.E. Fund	-	-	-	-	-	-	-	-	-	-
Golf Course Fund	314,193.00	61,000.00	74,500.00	36,828.00	21,932.00	77,954.00	272,610.00	-	251,950.00	1,110,967.00
Hotel/Motel Fund	-	-	-	-	-	101,898.00	-	32,831.00	-	134,729.00
TIF Fund	-	-	-	-	-	-	-	-	-	-
Abbott Brothers BSP Fund	-	-	-	200.00	-	158.00	-	-	-	358.00
Morse Park Fund	-	-	-	-	-	-	-	-	-	-
Auditorium Fund	39,149.00	3,500.00	41,000.00	29,604.00	57,989.00	-	331,500.00	-	213,719.00	716,461.00
Senior Center Fund	8,242.00	1,000.00	12,500.00	11,461.00	27,603.00	3,500.00	-	190,000.00	53,680.00	307,986.00
Capital Improvement Fund	-	-	-	-	-	-	12,081,233.00	251,950.00	-	12,333,183.00
Street Bridge Fund	-	-	-	-	-	-	-	-	233,102.00	233,102.00
Subtotal	3,133,129.00	211,300.00	311,100.00	715,675.00	332,484.99	353,126.00	23,182,499.99	542,433.00	754,904.00	29,536,651.99
2012A Series	-	-	-	-	-	-	-	-	2,453.00	2,453.00
2016 Series	-	-	-	-	-	-	-	-	251,950.00	251,950.00
2021 Series	-	-	-	-	-	-	-	-	500,501.00	500,501.00
Subtotal	-	-	-	-	-	-	-	-	754,904.00	754,904.00
Total Government Funds	6,352,840.00	280,197.00	386,997.00	1,318,594.00	431,497.99	662,845.00	24,207,504.99	3,758,943.01	1,509,808.01	38,909,227.00
	Payroll	Supplies	Maintenance	Services	Utilities	Other Expenses	Capital	Other Uses	Debt	
Proprietary Funds										
Internal Service Fun	-	-	-	-	-	1,017,506.00	-	-	-	1,017,506.00
Subtotal	-	-	-	-	-	1,017,506.00	-	-	- -	1,017,506.00
Enterprise Fund										
Water Admin	408,310.00	55,840.00	1,000.00	656,063.00	4,800.00	2,916.00	-	-	-	1,128,929.00
Distribution & Maintenance	552,281.00	4,000.00	234,000.00	47,648.00	13,473.00	263,954.00	6,561,341.00	250,000.00	-	7,926,697.00
Meter Replacement	172,330.00	56,500.00	25,000.00	-	-	9,146.00	12,000.00	202,790.00	-	477,766.00
Filtration	-	200.00	38,000.00	260,915.00	345,626.00	1,300.00	721,763.00	-	-	1,367,804.00
Wastewater	-	500.00	113,000.00	1,089,271.00	263,070.00	624,896.00	6,598,114.00	241,021.00	-	8,929,872.00
TIF Debt (2012 Series)	-	-	-	-	-	-	-	-	33,953.00	33,953.00
Water/Wastewater Debt	-	-	-	-	-	-	-	-	154,599.00	154,599.00
Subtotal	1,132,921.00	117,040.00	411,000.00	2,053,897.00	626,969.00	902,212.00	13,893,218.00	693,811.00	188,552.00	20,019,620.00
Total Proprietary & Enterprise Funds	1,132,921.00	117,040.00	411,000.00	2,053,897.00	626,969.00	1,919,718.00	13,893,218.00	693,811.00	188,552.00	21,037,126.00
All Funds Total Expenditures	7,485,761.00	397,237.00	797,997.00	3,372,491.00	1,058,467.00	2,582,563.00	38,100,722.99	4,452,754.01	1,698,360.00	59,946,353.00

	Projected Fund Balance	Total Revenues and Other Sources	Total Expenditures and Other Uses	Projected Ending Fund Balance	% of Total	Change Amount	Change %
Government Funds	$ 14,942,831.13	$ 37,443,488.00	38,941,648.00	13,444,671.13	0.70	(1,498,160.00)	(0.10)
Internal Service Funds	$ 45,770.17	$ 1,017,607.00	1,017,506.00	45,871.17	0.00	101.00	0.00
Enterprise Funds	$ 6,895,943.40	$ 18,928,365.00	20,049,620.00	5,774,688.40	0.30	(1,121,255.00)	(0.16)
Total	$ 21,884,544.69	$ 57,389,460.00	$ 60,008,774.00	$ 19,265,230.69	1	$ (2,619,314.00)	-0.26
		$ -					

Budget Summary

Beginning Fund Balance	**21,884,544.69**
Total Taxes	9,088,958.00
Total User Charges and Fees	6,450,386.00
Total Licenses and Permits	127,100.00
Total Other Revenues	21,505,291.00
Total Other Sources	17,477,602.00
Total Revenues and Other Sources	**54,649,337.00**
Total Payroll and Related Expenses	7,485,761.00
Total Operating and Maintenance	8,208,755.00
Total Capital Outlay	38,100,722.99
Total Debt Service	1,698,360.00
Total Other Uses	4,452,754.01
Total Expenses and Other Uses	**59,946,353.00**
Total Revenues Over(Under)Expenses	(5,297,016.00)
Ending Fund Balance	**16,587,528.69**

City of Neosho
FY2023
Summary By Department

Fund	Department	FY2023 Estimated Beginning Fund Balance	Budgeted Revenues	Budgeted Expenditures	Budgeted Other Sources	Budgeted Other Uses		Budgeted Change In Fund Balance		FY2023 Estimated Ending Fund Balance
General Fund	110-Admin	$ 5,924,322.94	$ 5,164,698.00	$ 818,424.00	$ 2,831.00	$ 2,300,691.00		$ 2,048,414.00		$ 4,836,003.95
	111-Clerk		$ -	$ 117,060.00	$ -	$ 15,000.00		$ (132,060.00)		
	113-Events		$ 22,200.00	$ 52,200.00	$ 30,000.00	$ -		$ -		
	114-Lampo		$ -	$ -	$ -	$ -		$ -		
	115-Development		$ 175,294.00	$ 338,181.00	$ -	$ -		$ (162,887.00)		
	118-Recycle Center		$ 94,233.00	$ 152,586.00	$ -	$ 114,000.00		$ (172,353.00)		
	120-Police		$ 587,352.00	$ 2,458,244.00	$ 314,170.00	$ 318,252.00		$ (1,874,974.00)		
	125-Municipal Court		$ 17,200.00	$ 159,898.00	$ -	$ -		$ (142,698.00)		
	141-IT		$ -	$ 96,577.00	$ -	$ -		$ (96,577.00)		
	143-Fleet Mtce		$ -	$ 8,000.00	$ -	$ -		$ (8,000.00)		
	144-Emergency Mgmt		$ -	$ 18,696.00	$ 18,696.00	$ -		$ -		
	145-HR		$ -	$ 92,610.00	$ -	$ -		$ (92,610.00)		
	160-Airport		$ 397,320.00	$ 287,660.00	$ 5,660.00	$ 400,000.00		$ (284,680.00)		
	199-Public Safety	(228,592.00)	$ 1,377,168.00	$ -	$ -	$ 665,619.00		$ 711,549.00		$ 482,957.00
	204-Cemetery		$ 51,500.00	$ 140,394.00	$ -	$ 81,000.00		$ (169,894.00)		
Fire Department	130- Fire	$ 840,585.33	$ 805,201.00	$ 2,063,978.00	$ 1,622,544.00	$ 363,767.00		$ -		840,585.33
Drainage Sales Tax	170-Drainage	$ 1,116,073.31	$ 7,910,100.00	$ 192,702.00	$ 794,711.00	$ 8,981,114.00		$ (469,005.00)		$ 647,068.31
Senior Center	175 Senior Center	$ 258,916.09	$ 165,234.00	$ 64,306.00	$ 40,000.00	$ 243,680.00		$ (102,752.00)		$ 156,164.09
Parks and Recreation	180-Parks & Recreation	$ 118,466.79	$ 696,472.00	$ 558,956.00	$ 510,500.00	$ 640,892.00		$ 7,124.00		$ 125,590.79
Auditorium/Lampo	195-Auditorium	$ 835,303.29	$ 525,499.00	$ 171,242.00	$ -	$ 545,219.00		$ (190,962.00)		$ 644,341.29
Capital Improvement	300-Capital Improvement	$ 235,599.93	$ 327,612.00	$ 12,081,233.00	$ 12,081,233.00	$ 251,950.00		$ 75,662.00		$ 311,261.93
Hotel/Motel	310-Hotel/Motel	$ 332,669.51	$ 95,323.00	$ 101,898.00	$ -	$ 32,831.00		$ (39,406.00)		$ 293,263.51
TIF	360-TIF	$ (1,178,748.57)	$ -	$ -	$ -	$ -		$ -		$ (1,178,748.57)
Golf Course	450- Golf Course	$ 261,941.83	$ 399,495.00	$ 614,617.00	$ 604,341.99	$ 496,350.00		$ (107,130.01)		$ 154,811.82
Abbott Brothers Trust	700-Abbott Brothers Trust	$ 39,245.87	$ 1,050.00	$ 358.00	$ -	$ -		$ 692.00		$ 39,937.87
Morse Park Trust	710- Morse Park Trust	$ 3,653.21	$ 13.00	$ -	$ -	$ -		$ 13.00		$ 3,666.21
Street Sales Tax	800-Street Department	$ 1,769,416.50	$ 1,486,910.00	$ 1,613,944.00	$ -	$ 265,613.00		$ (392,647.00)		$ 1,376,769.50
Street /Bridge	900-Street Bridge	$ 760,855.10	$ 329,613.00	$ -	$ -	$ 233,102.00		$ 96,511.00		$ 857,366.10
Police Grants	120- Police Grants	$ 180,643.42	$ 14,200.00	$ 18,400.00	$ 4,200.00	$ -		$ -		$ 180,643.42
Police Donations	124-Police Donation	$ 1,464.64	$ 15,510.00	$ 15,500.00	$ -	$ -		$ 10.00		$ 1,474.64
D.A.R.E Program	126-D.A.R.E.	$ 540.65	$ -	$ -	$ -	$ -		$ -		$ 540.65
Series 2012	212-2012 Series	$ 4,189.31	$ 500.00	$ 2,453.00	$ 2,453.00	$ -		$ 500.00		$ 4,689.31
Series 2013	213-2013 Series	$ -	$ -	$ -	$ -	$ -		$ -		$ -
Series 2014	214-2014 Series	$ -	$ -	$ -	$ -	$ -		$ -		$ -
Series 2016	216-2016 Series	$ 402,861.73	$ -	$ 251,950.00	$ 251,950.00	$ -		$ -		$ 402,861.73
Series 2021	221-2021 Series	$ 3,263,422.27	$ -	$ 500,501.00	$ 500,501.00	$ -		$ -		$ 3,263,422.27
Employee Health Insurance	290-Employee Health Insurar	$ 45,770.17	$ 1,017,607.00	$ 1,017,506.00	$ -	$ -		$ 101.00		$ 45,871.17
Water/Wastewater	500-Water Wastewater	$ 6,895,943.40	$ 15,576,325.00	$ 19,324,834.00	$ 3,352,040.00	$ 724,786.00		$ (1,121,255.00)		$ 5,774,688.40
								$ -		$ -
Totals		$ 21,884,544.69	$ 37,253,629.00	$ 43,334,907.99	$ 20,135,831.00	$ 16,673,866.00	$ -	$ (2,619,314.00)		$ 19,265,230.69

FTE's Budgeted

	FY2012	FY2013	FY2014	FY2015	FY2016	FY2017	FY2018	FY2019	FY2020	FY2021	FY2022	FY2023
General Admin	4.00	5.00	4.25	4.25	4.25	4.25	4.50	4.50	4.17	5.75	4.67	4.69
City Clerk	1.00	1.00	1.00	1.00	1.00	1.00	1.00	1.00	1.00	1.00	1.00	0.80
Communucations and Events	0.00	0.00	0.00	0.00	0.00	0.00	0.00	0.00	0.00	0.00	0.00	0.00
Lampo	0.00	0.00	0.13	0.13	0.25	0.25	0.25	0.25	0.25	0.00	0.00	0.00
Development Services	3.00	3.00	3.00	3.00	3.00	3.00	3.00	2.00	2.00	3.00	3.00	3.00
Recycle Center	2.00	2.00	2.00	2.00	2.00	2.00	2.00	2.00	2.00	2.00	2.00	3.00
Police	20.00	21.00	22.00	23.00	24.50	25.00	28.00	29.00	29.00	29.00	29.00	29.00
Municipal Court	3.00	3.00	3.00	3.00	3.00	3.00	3.00	3.00	3.00	3.00	3.00	3.00
IT	1.00	1.00	1.00	1.00	1.00	1.00	1.00	1.00	1.00	1.00	1.00	1.00
Fleet Maintenance	1.00	1.00	1.00	1.00	1.00	1.00	1.00	1.00	1.00	0.00	0.00	0.00
HR	2.00	2.00	2.00	2.00	1.00	2.00	2.00	2.00	2.00	1.00	1.00	1.00
Airport	1.00	1.00	1.00	1.00	1.00	1.00	1.00	1.00	1.00	1.00	1.00	1.00
I.O.O.F. Cemetery	-	-	-	-	-	-	-	-	0.00	0.00	0.00	0.00
Fire**	27.00	27.00	27.00	27.00	28.00	28.00	28.00	28.00	27.00	27.00	27.00	27.00
Drainage	2.00	2.00	2.00	2.00	2.00	2.00	2.00	2.00	2.00	2.00	2.00	2.00
Parks	4.00	5.00	4.25	4.25	4.00	5.00	5.00	6.00	7.25	7.50	7.00	7.00
Parks Recreation	0.00	0.00	0.00	0.00	0.00	0.00	0.00	0.00	0.00	0.00	0.00	0.00
Street	6.00	7.00	7.00	7.00	7.00	7.00	7.00	8.00	8.00	8.00	8.00	8.00
Golf Course*	0.00	0.00	3.00	3.00	3.00	3.00	3.00	4.00	4.00	3.00	3.05	4.00
Auditorium	0.00	0.00	0.13	0.13	0.25	0.25	0.25	0.25	0.38	0.38	0.63	0.65
Senior Center	1.00	1.00	1.25	1.25	1.25	1.25	1.25	1.25	0.15	0.15	0.15	0.16
Capital Improvement	0.00	0.00	0.00	0.00	0.00	0.00	0.00	0.00	0.00	0.00	0.00	0.00
Water Admin	7.00	7.00	7.00	7.00	7.00	6.00	5.75	5.75	5.75	5.75	6.50	6.50
Wastewater***	9.00	9.00	9.00	8.00	0.00	0.00	0.00	0.00	1.00	1.00	0.00	0.00
Meter Replacement	3.00	3.00	4.00	4.00	4.00	4.00	4.00	3.00	3.00	3.00	3.00	3.00
D&M	8.00	8.00	7.00	7.00	7.00	7.00	7.00	7.00	8.00	9.00	9.00	9.00
Filtration***	5.00	5.00	4.00	4.00	0.00	0.00	0.00	0.00	0.00	0.00	0.00	0.00
Totals	110	114	116	116	106	107	110	112	113	114	112	114

*City contracted Golf Course Management out until FY14.

**2011 started out with 18 Fire. In May of 2011, the City received the SAFER grant allowing 9 more to be hired.

***In FY16 the City contracted Alliance Water Resources for Wastewater and Filtration

General Admin

David Kennedy
City Manager
d.kennedy@neoshomo.org

This office conducts the overall administration of the City (as prescribed by the Neosho City Charter and Missouri Revised State Statutes), coordinates the activities of the City, and carries out all policies and actions of the the City Council. The Manager informs and advises Council on matters of concern to the City. The Manager coordinates the activities of all departments. Funding sources include a 1% sales tax, property tax, license & permit fees, charges for services, and fines & forfeitures.

Revenue Category	FY2021 Actual	FY2022 Adopted Budget	FY2022 Current YTD Actuals	FY2023 Proposed Budget
Taxes	4,265,532.35	3,833,641.00	3,836,527.22	3,906,836.00
Intergovernmental	8,171.84	11,719.09	11,719.09	1,216,162.00
Licenses & Permits	41,091.43	31,500.00	24,715.47	33,200.00
Charges for Services	-	-	-	-
Fines & Forefeitures	-	-	-	-
Miscellaneous	12,160.85	14,350.00	27,923.79	8,500.00
Other Sources	2,400.00	2,400.00	2,000.00	2,831.00
	-	-	-	-
	0	0	0	0
Total	**4,329,356.47**	**3,893,610.09**	**3,902,885.57**	**5,167,529.00**
	$ (30,027.40)	$ -	$ -	$ -

Expense Category	FY2021 Actual	FY2022 Adopted Budget	FY2022 Current YTD Actuals	FY2023 Proposed Budget
Salaries, Benefits, & Support	298,030.88	320,023.00	256,221.69	333,196.00
Supplies & Materials	13,692.55	40,893.00	31,963.54	20,213.00
Maintenance & Repair	15,169.99	39,625.00	19,670.90	5,500.00
Contractual Services	64,872.44	107,070.00	58,783.26	127,497.00
Utilities	40,346.17	43,980.00	31,621.16	41,518.00
Other Expenses	35,403.88	500.00	292.05	500.00
Capital	14,551.76	19,300.00	19,380.00	540,000.00
Other Uses	1,006,834.00	1,246,652.00	797,870.00	2,050,691.00
Debt Service	0	0	0	0
Total	**1,488,901.67**	**1,818,043.00**	**1,215,802.60**	**3,119,115.00**
	$ -	$ -	$ -	$ -

Highlights - Variances of 10% (FY2022 Projected/FY2023)

Increases:

Prof. Service - Increase $18,500

Insurance and Bonds- Increase of property values 5.84% with additional Increase in property insurance 5.4% with additional 6% increase for FY23 Budget.

Equipment Maintenance- Increase $1,000 based on current cost

Capital- City Hall Roof Replacement $250,000

Decreases:

Staffing Levels	FY2021 Actual	FY2022 Adopted Budget	FY2022 Current Budget	FY2023 Proposed Budget
City Manager	1	1	1	1
City Attorney	1	1	1	1
City Prosecutor	1	1	1	1
Facility Maintenance	1	0	0	0
Administrative Assistance	1.5	1.5	1.5	1.5
License Clerk	0.25	0.25	0	0
Custodian	0.17	0.17	0.17	0.22
DEPARTMENT TOTAL	**5.92**	**4.92**	**4.67**	**4.72**

General Admin

Account	Account Name	FY2021 Actual	FY2022 Budget	As of 7/31/2022 Actual	Estimated FY2022 Actual	Proposed FY2023 Budget
General Admin Revenues						
100-110-4010-110	Property Tax	476,653.54	430,000.00	468,972.58	468,972.58	426,000.00
100-110-4020-110	Financial Institution Tax	265.48	500.00	1,145.26	1,145.26	300.00
100-110-4030-110	1-Cent City Sales Tax	3,059,844.88	2,673,141.00	2,722,993.90	3,267,592.68	2,753,336.00
100-110-4050-110	Cigarette Tax	55,790.12	54,000.00	41,024.88	49,229.86	54,200.00
100-110-4100-110	Occupation Licenses	41,091.43	31,500.00	24,715.47	32,000.00	33,200.00
100-110-4130-110	Franchises	672,978.33	676,000.00	602,390.60	722,868.72	673,000.00
100-110-4201-110	CARES/ARPA	7,669.76	11,719.09	11,719.09	11,719.09	1,216,162.00
100-110-4700-110	Interest Earned-General Fund	10,949.44	6,200.00	16,522.74	19,827.29	8,500.00
100-110-4760-110	Insurance Proceeds	-	8,150.00	8,150.00	9,780.00	-
100-110-4800-110	General Admin Miscellaneous	175.53	-	3,251.05	3,251.05	-
100-110-4820-110	General Admin Sale of Property	1,035.88	-	-	-	-
100-110-4990-110	General Admin Donations	-	-	-	-	-
100-110-4660-110	FEMA Revenues	502.08	-	-	-	-
654-654-4660-654	FEMA DR Flooding Revenue	30,027.40	-	-	-	-
Total General Admin Revenues		**$ 4,356,983.87**	**$ 3,891,210.09**	**$ 3,900,885.57**	**$ 4,586,386.52**	**$ 5,164,698.00**
General Admin Expenditures						
100-110-5010-110	General Admin Salaries	230,497.89	228,762.00	194,460.38	233,352.46	238,204.00
100-110-5020-110	General Admin Overtime	1,218.96	2,000.00	2,033.26	2,439.91	2,000.00
100-110-5040-110	Acting City Mgr Per Diem	3,300.00	4,500.00	-	-	4,500.00
100-110-5070-110	Availability Allowance	-	-	90.00	108.00	-
100-110-5170-110	General Admin Social Security	16,734.73	17,998.00	14,325.65	17,190.78	18,720.00
100-110-5180-110	General Admin Retirement	6,684.92	9,881.00	8,088.85	9,706.62	12,725.00
100-110-5190-110	General Admin Health Insurance	28,071.81	35,272.00	23,173.90	27,808.68	35,423.00
100-110-5210-110	General Admin Workers Comp.	9,621.96	10,305.00	7,074.76	8,489.71	10,719.00
100-110-5260-110	General Admin Prof. Service	34,815.55	76,420.00	32,307.90	38,769.48	93,920.00
100-110-5271-110	Master Bank Acct Fees	618.56	1,000.00	465.80	558.96	1,000.00
100-110-5272-110	Investement Acct. Bank Fees	975.28	1,200.00	890.00	1,068.00	1,200.00
100-110-5290-110	County Collector Fees	17,269.96	17,200.00	17,119.85	17,119.85	17,040.00
100-110-5300-110	General Admin Ins. & Bonds	11,193.09	11,250.00	7,999.71	9,599.65	14,337.00
100-110-5330-110	General Admin Equipment Maint.	16.47	500.00	-	-	1,500.00
100-110-5360-110	General Admin Memb/Train/Trvl	314.25	2,905.00	915.00	1,098.00	2,905.00
100-110-5530-110	General Admin Fuels/Lubricants	145.88	500.00	292.05	350.46	500.00
100-110-5590-110	General Admin Gen. Supplies	12,496.70	18,000.00	9,784.94	11,741.93	18,340.00
100-110-5700-110	General Admin Comp., Software	1,195.85	22,893.00	22,178.60	26,614.32	1,873.00
100-999-5200-112	Unemployment Compensation	1,586.36	8,000.00	6,059.89	7,271.87	8,000.00
100-999-5320-112	City Hall Facility Maintenance	15,153.52	39,125.00	19,670.90	23,605.08	4,000.00
100-999-5790-112	City Hall Capital	-	-	-	-	290,000.00
100-999-6190-112	COVID Expenditures	35,258.00	-	-	-	-
100-999-6300-112	City Hall Electricity	15,012.76	17,000.00	10,088.85	15,012.76	16,121.00
100-999-6310-112	City Hall Heating Fuels	3,017.41	4,000.00	4,307.89	2,800.00	3,197.00
100-999-6350-112	City Hall Phones	22,316.00	22,980.00	17,224.42	20,669.30	22,200.00
100-110-5380-110	Uniforms	-	400.00	-	-	-
Total General Admin Expenditures		**$ 467,515.91**	**$ 552,091.00**	**$ 398,552.60**	**$ 475,375.82**	**$ 818,424.00**
General Admin Other Sources						
100-000-3310-000	Transfer fm Hotel/Motel Admin	2,400.00	2,400.00	2,000.00	2,400.00	2,831.00
Total General Admin Other Sources		**$ 2,400.00**	**$ 2,400.00**	**$ 2,000.00**	**$ 2,400.00**	**$ 2,831.00**
General Admin Other Uses						
100-000-3200-000	Sales Tax to TIF	-	30,209.00	-	30,209.00	-
100-000-3230-000	Transfer to Fire fm General	960,079.00	957,443.00	797,870.00	957,443.00	1,289,791.00
100-000-3240-000	Transfer to GC fm General	46,755.00	95,000.00	-	95,000.00	290,400.00
100-000-3243-000	Transfer to Parks Department	-	164,000.00	-	-	470,500.00
100-000-3285-112	Trns to Capital Improvement	14,551.76	19,300.00	19,380.00	19,300.00	250,000.00
100-000-3203-000	Transfer to Senior Center	-	-	-	-	-
Total General Admin Other Uses		**$ 1,021,385.76**	**$ 1,265,952.00**	**$ 817,250.00**	**$ 1,101,952.00**	**$ 2,300,691.00**
Change in Fund Balance		2,398,542.15	(316,581.16)	1,390,991.93	987,366.79	(376,770.00)
Change in Fund Balance without Public Safety		1,573,264.46	(87,989.16)	987,913.01	1,215,958.79	(1,088,319.00)

General Admin Beginning Fund Balance"October 1"	**$ 2,309,822.00**	**$ 4,708,364.15**	**$ 4,708,364.15**	**$ 4,708,364.15**	**$ 5,695,730.94**
Total General Admin Funding Sources	**$ 10,044,877.31**	**$ 11,590,739.24**	**$ 11,198,467.67**	**$ 12,263,959.47**	**$ 13,954,052.95**
Total General Admin Funding Uses	**$ 5,336,513.16**	**$ 7,198,956.25**	**$ 5,099,111.59**	**$ 6,568,228.53**	**$ 8,635,092.00**
General Admin Beginning Fund Balance"September 30"	**$ 4,708,364.15**	**$ 4,391,782.99**	**$ 6,099,356.08**	**$ 5,695,730.94**	**$ 5,318,960.94**
Public Safety Fund	-	(228,592.00)	403,078.92	(228,592.00)	482,957.00
Total Restricted Funds	-	(228,592.00)	403,078.92	(228,592.00)	482,957.00
Unrestricted Funds	**4,708,364.15**	**4,620,374.99**	**5,696,277.16**	**5,924,322.94**	**4,836,003.95**

90-Day Reserve		$ 1,168,897.81
	Days reserve	409.54

General & Non-Departmental	
Health Insurance Rate	7,552.68
Work Comp Rate	4.38%
Retirement Rate	5.20%

Payroll Detail

FTE	#	FY2022	FY2023 Budgeted	Availability Allowance	Social Security	Retirement	Insurance	Work Comp	Total Salary & Benefits
Kennedy, David	1	95,000.10	$ 99,750.11		7631	5,188.00	7,553.00	4370	**$ 124,492.11**
Paul, Jordan	1	47,840.00	$ 50,232.00		3843	2,613.00		2201	**$ 58,889.00**
Tomlinson, Nancy(.50)	0.5	18,200.00	$ 19,845.00		1519	1,032.00	3,776.50	870	**$ 27,042.50**
Jackson, Mary	1	34,232.64	$ 35,944.27		2750	1,870.00	7,553.00	1575	**$ 49,692.27**
Custodian(.17) TBD	0.19	5,928.00	$ 6,224.40		477	324.00	1,436.00	273	**$ 8,734.40**
Sims, David	1	24,119.68	$ 26,208.00		2005	1,363.00	7,553.00	1148	**$ 38,277.00**
	4.69	225,320.42	238,203.78	-	18,225.00	12,390.00	27,871.50	10,437.00	**$ 307,127.28**

Overtime	2,439.91	2,000.00
ActingCity Mgr Per Diem	-	4,500.00
Total Salaries	227,760.33	244,703.78

General & Non-Departmental Revenues		Department Request Amount	Justification & Supporting Information
100-110-4010-110	Property Tax	426,000.00	5 Year Average Projection
100-110-4020-110	Financial Institution Tax	300.00	
100-110-4030-110	1-Cent City Sales Tax	2,753,336.00	
100-110-4050-110	Cigarette Tax	54,200.00	5 Year Average Projection
100-110-4100-110	Occupation Licenses	33,200.00	5 Year Average Projection
100-110-4130-110	Franchises	673,000.00	
100-110-4201-110	CARES/ARPA	1,216,162.00	2nd tranche of ARPA
100-110-4700-110	Interest Earned-General Fund	8,500.00	Last 2 year Historical Average
100-110-4760-110	Insurance Proceeds		
100-110-4800-110	General Admin Miscellaneous		
100-110-4820-110	General Admin Sale of Property		
100-110-4990-110	General Admin Donations		
100-110-4660-110	FEMA Revenues		
654-654-4660-654	FEMA DR Flooding Revenue		
		5,164,698.00	

General & Non-Departmental Expenditures		Amount	Justification & Supporting Information
100-110-5010-110	General Admin Salaries	238,204.00	
100-110-5020-110	General Admin Overtime	2,000.00	
100-110-5040-110	Acting City Mgr Per Diem	4,500.00	
100-110-5070-110	Availability Allowance	-	
100-110-5170-110	General Admin Social Security	18,720.00	
100-110-5180-110	General Admin Retirement	12,725.00	
100-110-5190-110	General Admin Health Insurance	35,423.00	
100-110-5210-110	General Admin Workers Comp.	10,719.00	
100-110-5260-110	General Admin Prof. Service	93,920.00	Legal $50,000, Audit $15,000, Postage Machine $4100, HSTCC $4000, Stronghold $4000, Advertising $2600, Lexis Nexis $1200, Copier Mtce $1000, Pest Control $600, Chamber Activities $500, Window Cleaning $450, Security monitoring $1000, Fire Inspection $250, AED Mtce, $100, LEI Mtce $100, ACH Fees $20
100-110-5271-110	Master Bank Acct Fees	1,000.00	Current Year Estimate
100-110-5272-110	Investement Acct. Bank Fees	1,200.00	Current Year Estimate
100-110-5290-110	County Collector Fees	17,040.00	4% of receipts
100-110-5300-110	General Admin Ins. & Bonds	14,337.00	Blanket Bond $580, Property & Liability incl 6% increase
100-110-5330-110	General Admin Equipment Maint.	1,500.00	
100-110-5360-110	General Admin Memb/Train/Trvl	2,905.00	Sam's Club $150, Chamber Events $500, CPR Training $200, MO Municipal's attorney membership $55, Attorney Seminar $1000, MCMA Membership MCMA Conference $1000
100-110-5530-110	General Admin Fuels/Lubricants	500.00	
100-110-5590-110	General Admin Gen. Supplies	18,340.00	Copy Paper $2000, Postage $2100, Cleaning & Sanitizing Supplies $1500, Office Supplies $12700, Battery Backup Replacements $40
100-110-5700-110	General Admin Comp., Software	1,873.00	Firewall $195.59,Office 365 $950.10, Cyber software $727.42
100-999-5200-112	Unemployment Compensation	8,000.00	
100-999-5320-112	City Hall Facility Maintenance	4,000.00	Carpet & Flooring Cleaning $4000
100-999-5790-112	City Hall Capital	290,000.00	HVAC replacement 2 units $25,000, Replace City Hall roof 250,000, City Hall Lighting replacement LED $15,000
100-999-6190-112	COVID Expenditures		
100-999-6300-112	City Hall Electricity	16,121.00	7.38% over actual FY21 -due to increase from recent rate case
100-999-6310-112	City Hall Heating Fuels	3,197.00	Spire requested 5.94%-case ongoing
100-999-6350-112	City Hall Phones	22,200.00	Crexendo $7380, Liberty $15600
100-110-5380-110	Uniforms		

818,424.00

General & Non-Departmental Other Sources		Amount	Justification & Supporting Information
100-000-3310-000	Transfer fm Hotel/Motel Admin	2,831.00	

General & Non-Departmental Other Uses		Amount	Justification & Supporting Information
100-000-3200-000	Sales Tax to TIF		
100-000-3230-000	Transfer to Fire fm General	1,289,791.00	
100-000-3240-000	Transfer to GC fm General	290,400.00	
100-000-3243-000	Transfer to Parks Department	470,500.00	Recreation-Pool $40,000, Helicopter Maintenance $15,000, Morse Park Bathrooms x2 $150,000, ADA Upgrade Scenic Park $98,000, Coler Street Parking Lot $35,000, Lime Kiln Restoration $30,000, Bike Trail Cost Share $64,500, Dog Parks Share with Parks $35,000
100-000-3285-112	Trns to Capital Improvement	250,000.00	Roof replacement City Hall $250,000
100-000-3203-000	Transfer to Senior Center		
100-000-NEW-170	Transfer to Drainage	794,711.00	ARPA Grant

City Clerk

Cheyenne Wright
City Clerk
Cwright@neoshomo.org

This office provides administrative support for legislative services, records and information management, public information, and regulatory election services. Duties include preparation of agendas, meeting notices and minutes; maintenance of the City Code; administration of the appointment process to boards and commisions; maintenance and preservation of accurate Council records; oversight of the Records and Information Management Program; dissemination of public information; and the administration of elections. The Clerk handles all City insurance including property, liability, vehicle & airport policies. This involves implementation, renewals, claims processing as well as training, required conferences and ensuring annual audit requirements.

Revenue Category	FY2021 Actual	FY2022 Adopted Budget	FY2022 Current YTD Actuals	FY2023 Proposed Budget
Taxes	-	-	-	-
Intergovernmental	-	-	-	-
Licenses & Permits	-	-	-	-
Charges for Services	57.00	-	74.65	-
Fines & Forefeitures	-	-	-	-
Miscellaneous	-	-	-	-
Other Sources	-	-	-	-
	-	-	-	-
	0	0	0	0
Total	**57.00**	**-**	**74.65**	**-**
	$ -	$ -	$ -	$ -

Expense Category	FY2021 Actual	FY2022 Adopted Budget	FY2022 Current YTD Actuals	FY2023 Proposed Budget
Salaries, Benefits, & Support	67,561.81	86,426.00	68,977.70	80,651.00
Supplies & Materials	608.82	660.00	801.15	920.00
Maintenance & Repair	-	-	-	-
Contractual Services	10,383.89	17,957.64	17,924.36	17,880.00
Utilities	-	-	-	-
Other Expenses	708.76	-	-	17,609.00
Capital	-	-	-	-
Other Uses	-	13,000.00	16,530.00	15,000.00
Debt Service	0	0	0	0
Total	**79,263.28**	**118,043.64**	**104,233.21**	**132,060.00**
	$ -	$ -	$ -	$ -

Highlights - Variances of 10% (FY2022 Projected/FY2023)

Increases:

Memberships/Training/Travel- Increase $3,941 based on current need

General Supplies- Increase $260 based on current need

Capital - Upgrade Council Chamber $15,000

Decreases:

Staffing Levels	FY2021 Actual	FY2022 Adopted Budget	FY2022 Current Budget	FY2023 Proposed Budget
City Clerk	1	1	1	1
DEPARTMENT TOTAL	**1**	**1**	**1**	**1**

City Clerk

Account	Account Name	FY2021 Actual	FY2022 Budget	As of 7/31/2022 Actual	Estimated FY2022 Actual	Proposed FY2023 Budget
City Clerk Revenues						
100-111-4800-111	City Clerk Miscellaneous	57.00	-	74.65	89.58	-
Total City Clerk Revenues		**$ 57.00**	**$ -**	**$ 74.65**	**$ 89.58**	**$ -**
City Clerk Expenditures						
100-111-5010-111	Clerk Salaries	47,895.04	59,811.00	50,224.58	60,269.50	52,302.00
100-111-5030-111	Clerk Part Time	1,505.00	2,100.00	1,430.00	1,716.00	2,100.00
100-111-5170-111	Clerk Social Security	3,773.74	4,737.00	3,846.73	4,616.08	4,162.00
100-111-5180-111	Clerk Retirement	1,543.75	2,513.00	2,109.45	2,531.34	2,720.00
100-111-5190-111	Clerk Health Insurance	7,065.84	7,553.00	5,999.40	7,199.28	6,043.00
100-111-5210-111	Clerk Workers Compensation	2,203.84	2,712.00	1,633.79	1,960.55	2,383.00
100-111-5260-111	Clerk Professional Services	7,246.80	6,705.00	6,641.72	7,970.06	7,230.00
100-111-5300-111	Clerk Insurance & Bonds	100.00	650.00	680.00	816.00	650.00
100-111-5360-111	Clerk Member/Train/Trvl	3,574.60	7,000.00	3,733.75	4,480.50	10,941.00
100-111-5430-111	Clerk Elections	3,037.09	10,602.64	10,602.64	12,723.17	10,000.00
100-111-5590-111	Clerk General Supplies	608.82	660.00	801.15	961.38	920.00
100-111-5700-111	Clerk Comp., Software	708.76	-	-	-	17,609.00
Total City Clerk Expenditures		**$ 79,263.28**	**$ 105,043.64**	**$ 87,703.21**	**$ 105,243.85**	**$ 117,060.00**
City Clerk Other Sources						
Total City Clerk Other Sources		**$ -**	**$ -**	**$ -**	**$ -**	**$ -**
City Clerk Other Uses						
100-000-3285-111	Transfer to Capital	-	13,000.00	16,530.00	13,000.00	15,000.00
Total City Clerk Other Uses		**$ -**	**$ 13,000.00**	**$ 16,530.00**	**$ 13,000.00**	**$ 15,000.00**
EXCESS (SHORTFALL) OF REVENUES OVER EXPENSES		(79,206.28)	(118,043.64)	(104,158.56)	(118,154.27)	(132,060.00)

City Clerk and Council	
Health Insurance Rate	7,552.68
Work Comp Rate	4.38%
Retirement Rate	5.20%

Payroll Detail

FTE	#	FY2022	FY2023 Budgeted	Availability Allowance	Social Security	Retirement	Insurance	Work Comp	Total Salary & Benefits
Wright, Cheyenne	0.8	49,810.92	$ 52,301.47	360.00	4,002.00	2,720.00	7,553.00	2,291.00	**$ 69,227.47**
	0.80	49,810.92	52,301.47	360.00	4,002.00	2,720.00	7,553.00	2,291.00	**$ 69,227.47**
Council Pay			2,100.00						
Total Salaries		49,810.92	54,401.47						

		Department Request	
City Clerk and Council Revenues		Amount	Justification & Supporting Information
100-111-4800-111	City Clerk Miscellaneous		
		-	

City Clerk and Council Expenditures		Amount	Justification & Supporting Information
100-111-5010-111	Clerk Salaries	52,302.00	
100-111-5030-111	Clerk Part Time	2,100.00	
100-111-5170-111	Clerk Social Security	4,162.00	
100-111-5180-111	Clerk Retirement	2,720.00	
100-111-5190-111	Clerk Health Insurance	6,043.00	
100-111-5210-111	Clerk Workers Compensation	2,383.00	
100-111-5260-111	Clerk Professional Services	7,230.00	General Code $3095; Shredding $3000; Stronghold Microsoft Office Contract $535; Laserfische $300; Council Pictures-Name Plates $300
100-111-5300-111	Clerk Insurance & Bonds	650.00	bonds only
100-111-5360-111	Clerk Member/Train/Trvl	10,941.00	$1500 MOCCFOA Spring Conference; $1200 MIRMA Annual Conference; MML Elected Officials Conf. $2200; MML September Conference $1200; Gary Markensen $400; City MML Account $1600; MOCCFOA Dues $35; SWMOCCFOA Dues $25; SHRM Membership $250; IIMC Membership $175; City Clerk Trainings $500, emotional training $1,800
100-111-5430-111	Clerk Elections	10,000.00	
100-111-5590-111	Clerk General Supplies	920.00	Toner $600; Postage $120; Council Frames $200
100-111-5700-111	Clerk Comp., Software	17,609.00	Adobe License Renewal $204, Firewall $195.59, Office 365 $237.53, Cyber software $181.86; Laserfische Software $270.00; CivicClerk $14,120, DocuSign $2,400
		117,060.00	

City Clerk and Council Other Sources	Amount	Justification & Supporting Information

City Clerk and Council Other Uses		Amount	Justification & Supporting Information
100-000-3285-111	Transfer to Capital	15,000.00	Council chamber upgrades $15,000

Communications & Events

Richard Leavens
Development Services Director
rleavens@neoshomo.org

This office serves to provide public awareness of all information and events within the City while keeping City Official's best intentions at the forefront of all marketing efforts. The marketing and information distributed is provided to further enhance the quality of life in Neosho. This office is also responsible for coordinating city-sponsored events; booking City facilities; and managing the website and social media.

Revenue Category	FY2021 Actual	FY2022 Adopted Budget	FY2022 Current YTD Actuals	FY2023 Proposed Budget
Taxes	-	-	-	-
Intergovernmental	-	-	-	-
Licenses & Permits	-	-	-	-
Charges for Services	20,365.00	25,110.00	21,005.00	22,200.00
Fines & Forefeitures	-	-	-	-
Miscellaneous	-	-	-	-
Other Sources	-	-	-	30,000.00
	-	-	-	-
	0	0	0	0
Total	**20,365.00**	**25,110.00**	**21,005.00**	**52,200.00**
	$ (414.00)	$ (326.00)	$ (460.00)	$ -

Expense Category	FY2021 Actual	FY2022 Adopted Budget	FY2022 Current YTD Actuals	FY2023 Proposed Budget
Salaries, Benefits, & Support	-	-	-	-
Supplies & Materials	-	-	-	-
Maintenance & Repair	-	-	-	-
Contractual Services	-	-	-	-
Utilities	-	-	-	-
Other Expenses	17,726.64	43,708.82	20,575.56	52,200.00
Capital	-	-	-	-
Other Uses	-	-	-	-
Debt Service	0	0	0	0
Total	**17,726.64**	**43,708.82**	**20,575.56**	**52,200.00**
	$ -	$ -	$ -	$ -

Highlights - Variances of 10% (FY2022 Projected/FY2023)

Increases:

Decreases:

Staffing Levels	FY2021 Actual	FY2022 Adopted Budget	FY2022 Current Budget	FY2023 Proposed Budget
No FTE				
DEPARTMENT TOTAL	**0**	**0**	**0**	**0**

Communications & Events

Account	Account Name	FY2021 Actual	FY2022 Budget	As of 7/31/2022 Actual	Estimated FY2022 Actual	Proposed FY2023 Budget
Communications & Events Revenues						
100-113-4470-755	Celebrate Booth Fees	70.00	1,000.00	1,000.00	1,200.00	-
100-113-4470-756	Fall Festival Booth Fees	8,230.00	6,000.00	2,720.00	2,720.00	8,000.00
100-113-4471-756	Fall Festival Race Fees	-	-	-	-	-
100-113-4990-755	Celebrate Neosho Sponsors	6,012.50	8,410.00	8,660.00	8,660.00	6,000.00
100-113-4990-756	Fall Festival Sponsorships	6,052.50	7,500.00	8,625.00	8,625.00	6,000.00
100-113-4470-750	Bluegrass & BBQ Revenue	-	-	-	-	-
100-113-4480-755	Celebrate Neosho Shirt Sales	414.00	326.00	460.00	552.00	-
100-113-4471-755	Celebrate Bike Race	-	2,200.00	-	-	2,200.00
Total Communications & Events Revenues		**$ 20,779.00**	**$ 25,436.00**	**$ 21,465.00**	**$ 21,757.00**	**$ 22,200.00**
Communications & Events Expenditures						
100-113-6520-755	Celebrate Neosho Expenses	13,292.56	18,064.82	18,787.70	18,064.82	23,200.00
100-113-6530-756	Fall Festival Expenses	4,434.08	25,644.00	1,787.86	25,644.00	29,000.00
100-113-6520-750	Bluegrass & BBQ Expenses	-	-	-	-	-
Total Communications & Events Expenditures		**$ 17,726.64**	**$ 43,708.82**	**$ 20,575.56**	**$ 43,708.82**	**$ 52,200.00**
Communications & Events Other Sources						
100-000-3355-000	Transfer to Gen Celebrate	-	-	-	-	15,000.00
100-000-3356-000	Transfer to Gen Fall Festival	-	-	-	-	15,000.00
100-000-3357-000	Transfer to Gen Bluegrass BBQ	-	-	-	-	-
Total Communications & Events Other Sources		**$ -**	**$ -**	**$ -**	**$ -**	**$ 30,000.00**
Communications & Events Other Uses						
0	0	-	-	-	-	-
Total Communications & Events Other Uses		**$ -**	**$ -**	**$ -**	**$ -**	**$ -**
EXCESS (SHORTFALL) OF REVENUES OVER EXPENSES		3,052.36	(18,272.82)	889.44	(21,951.82)	-

Communication & Events

		Department Request	
Communication & Events Revenues		Amount	Justification & Supporting Information
100-113-4470-755	Celebrate Booth Fees	-	No booth fees
100-113-4470-756	Fall Festival Booth Fees	8,000.00	
100-113-4471-756	Fall Festival Race Fees		
100-113-4990-755	Celebrate Neosho Sponsors	6,000.00	Historical
100-113-4990-756	Fall Festival Sponsorships	6,000.00	Historical
100-113-4480-755	Celebrate Neosho Shirt Sales		
100-113-4471-755	Celebrate Bike Race	2,200.00	We will charge a $45 entry fee (promoter will get $1 of each entry)
		22,200.00	

Communication & Events Expenditures		Amount	Justification & Supporting Information
100-113-6520-755	Celebrate Neosho Expenses	23,200.00	Bike Race, Fireworks, Port-a-Potties
100-113-6530-756	Fall Festival Expenses	29,000.00	Entertainment, Dumpsters, Music, Port-a-Potties, advertising
100-113-6520-750	Bluegrass & BBQ Expenses	-	
		52,200.00	

Communication & Events Other Sources		Amount	Justification & Supporting Information
100-000-3355-000	Transfer to Gen Celebrate	15,000.00	
100-000-3356-000	Transfer to Gen Fall Festival	15,000.00	
100-000-3357-000	Transfer to Gen Bluegrass BBQ		

Communication & Events Other Uses	Amount	Justification & Supporting Information

Development Services

Richard Leavens
Development Services Director
rleavens@neoshomo.org

The Development Office ensures all new development meets the needs of the present, without compromising the ability of furture generations to meet their own needs. Building Inspection Department is also responsible for enforcing building and public safety codes to protect the best interest of the public. This department issues building permits and reviews all commercial plans prior to building permit approval.

Revenue Category	FY2021 Actual	FY2022 Adopted Budget	FY2022 Current YTD Actuals	FY2023 Proposed Budget
Taxes	-	-	-	-
Intergovernmental	-	-	-	-
Licenses & Permits	439,908.70	101,000.00	102,349.70	93,400.00
Charges for Services	-	-	-	-
Fines & Forefeitures	-	-	-	-
Miscellaneous	1,232.00	-	-	-
Other Sources	-	-	-	-
	-	-	-	-
	0	0	0	0
Total	**441,140.70**	**101,000.00**	**102,349.70**	**93,400.00**
	$ -	$ (81,984.00)	$ -	$ (81,894.00)

Expense Category	FY2021 Actual	FY2022 Adopted Budget	FY2022 Current YTD Actuals	FY2023 Proposed Budget
Salaries, Benefits, & Support	160,850.93	177,975.00	144,496.28	184,883.00
Supplies & Materials	5,263.88	7,000.00	4,539.15	2,754.00
Maintenance & Repair	115.86	500.00	223.72	1,500.00
Contractual Services	10,889.13	125,464.00	15,269.81	145,544.00
Utilities	-	-	-	-
Other Expenses	2,113.40	2,000.00	1,976.61	3,500.00
Capital	-	32,274.00	32,274.00	-
Other Uses	-	-	-	-
Debt Service	0	0	0	0
Total	**179,233.20**	**345,213.00**	**198,779.57**	**338,181.00**
	$ -	$ -	$ -	$ -

Highlights - Variances of 10% (FY2022 Projected/FY2023)

Increases:

Insurance and Bonds- Increase of property values 5.84% with additional Increase in property insurance 5.4% with additional 6% increase for FY23 Budget.

Preofessional Service- $20,000 increasebased on current need

Fuels and Lubricants - Increase in fuel cost

Decreases:

Memberships/Training/Travel- Decrease $1,800 based on current need

Staffing Levels	FY2021 Actual	FY2022 Adopted Budget	FY2022 Current Budget	FY2023 Proposed Budget
Development Services Director	1	1	1	1
Facility Maintenance		1	1	1
Building Inspector	1	1	1	1
DEPARTMENT TOTAL	**2**	**3**	**3**	**3**

Development Services

Account	Account Name	FY2021 Actual	FY2022 Budget	As of 7/31/2022 Actual	Estimated FY2022 Actual	Proposed FY2023 Budget
Development Services Revenues						
100-115-4120-115	Building Permits/Inspec.	438,822.70	98,000.00	101,364.50	121,637.40	90,400.00
100-115-4770-115	Planning & Zoning Fees	1,086.00	3,000.00	985.20	1,182.24	3,000.00
100-115-4800-115	Code Enforcement Miscellaneous	-	-	-	-	-
100-115-4820-115	Sale of Dev. Service Property	1,232.00	-	-	-	-
100-115-4200-708	CDBG Grant Revenue	-	81,984.00	-	-	81,894.00
Total Development Services Revenues		**$ 441,140.70**	**$ 182,984.00**	**$ 102,349.70**	**$ 122,819.64**	**$ 175,294.00**
Development Services Expenditures						
100-115-5010-115	Bldg/Inspection Salaries	118,831.58	126,793.00	106,614.69	127,937.63	133,132.00
100-115-5020-115	Bldg/Inspection Overtime	2,193.44	1,000.00	1,205.57	1,446.68	1,000.00
100-115-5070-115	Availability Allowance	705.00	1,080.00	600.00	720.00	1,080.00
100-115-5170-115	Bldg/Inspection Social Sec.	8,818.08	9,777.00	8,043.39	9,652.07	10,262.00
100-115-5180-115	Bldg/Inspection Retirement	3,916.45	5,368.00	4,660.90	5,593.08	6,975.00
100-115-5190-115	Bldg/Inspection Health Ins.	20,903.11	22,659.00	18,310.71	21,972.85	22,659.00
100-115-5210-115	Bldg/Inspection Workers Comp.	4,479.13	5,598.00	4,041.03	4,849.24	5,875.00
100-115-5260-115	Bldg/Inspection Prof. Services	9,350.26	124,264.00	14,737.30	17,684.76	144,264.00
100-115-5270-115	Credit Card Fees	1,338.87	1,000.00	332.51	399.01	1,000.00
100-115-5300-115	Bldg/Inspection Ins. & Bonds	200.00	200.00	200.00	240.00	280.00
100-115-5330-115	Bldg/Inspection Equip Maint.	115.86	500.00	223.72	268.46	1,500.00
100-115-5360-115	Bldg/Inspection Mem/Train/Trvl	525.50	5,000.00	443.60	532.32	3,200.00
100-115-5380-115	Bldg/Inspection Uniforms	478.64	700.00	576.39	691.67	700.00
100-115-5530-115	Bldg/Inspection Fuels	2,113.40	2,000.00	1,976.61	2,371.93	3,500.00
100-115-5590-115	Bldg/Inspection Gen. Supplies	5,042.01	7,000.00	4,539.15	5,446.98	700.00
100-115-5700-115	Development Computer/Software	221.87	-	-	-	2,054.00
Total Development Services Expenditures		**$ 179,233.20**	**$ 312,939.00**	**$ 166,505.57**	**$ 199,806.68**	**$ 338,181.00**
Development Services Other Sources						
0	0	-	-	-		-
Total Development Services Other Sources		**$ -**	**$ -**	**$ -**	**$ -**	**$ -**
Development Services Other Uses						
100-000-3285-115	Transfer to Capital Improvement	-	32,274.00	32,274.00	32,274.00	-
Total Development Services Other Uses		**$ -**	**$ 32,274.00**	**$ 32,274.00**	**$ 32,274.00**	**$ -**
EXCESS (SHORTFALL) OF REVENUES OVER EXPENSES		261,907.50	(162,229.00)	(96,429.87)	(109,261.04)	(162,887.00)

Development	
Health Insurance Rate	7,552.68
Work Comp Rate	4.38%
Retirement Rate	5.20%

Payroll Detail

FTE	#	FY2022	FY2023 Budgeted	Availability Allowance	Social Security	Retirement	Insurance	Work Comp	Total Salary & Benefits
Leavens, Richard	1	51,248.08	$ 56,254.93	360	4,304.00	2,926.00	7,553.00	2,464.00	**$ 73,861.93**
Long, Thomas	1	42,016.00	$ 44,116.80	360	3,375.00	2,295.00	7,553.00	1,933.00	**$ 59,632.80**
Brown, Matthew	1	31,200.00	$ 32,760.00	360	2,507.00	1,704.00	7,553.00	1,435.00	**$ 46,319.00**
	3.00	124,464.08	133,131.73	1,080.00	#######	6,925.00	22,659.00	5,832.00	**$ 179,813.73**

Overtime	1,446.68	1,000.00
Total Salaries	125,910.76	134,131.73

Development Revenues		Department Request Amount	Justification & Supporting Information
100-115-4120-115	Building Permits/Inspec.	90,400.00	Historical
100-115-4770-115	Planning & Zoning Fees	3,000.00	Based on 1 P&Z app/month and raising fees to $50 app fee + $200 deposit
100-115-4800-115	Code Enforcement Miscellaneous		
100-115-4820-115	Sale of Dev. Service Property		
100-115-4200-708	CDBG Grant Revenue	81,894.00	CDBG grant mitgation planning
		175,294.00	

Development Expenditures		Amount	Justification & Supporting Information
100-115-5010-115	Bldg/Inspection Salaries	133,132.00	
100-115-5020-115	Bldg/Inspection Overtime	1,000.00	
100-115-5070-115	Availability Allowance	1,080.00	
100-115-5170-115	Bldg/Inspection Social Sec.	10,262.00	
100-115-5180-115	Bldg/Inspection Retirement	6,975.00	
100-115-5190-115	Bldg/Inspection Health Ins.	22,659.00	
100-115-5210-115	Bldg/Inspection Workers Comp.	5,875.00	
100-115-5260-115	Bldg/Inspection Prof. Services	144,264.00	Dangerous Buildings $50,000, GIS renewal & maintenance - $4,000, Public Hearing notices - $432, Misc Planning fees (Allgeier plan reviews, permit fees, etc.) $5,568, Stronghold $2280, CDBG Grant for mitigation planning $81,984
100-115-5270-115	Credit Card Fees	1,000.00	Credit Card Fees for Building Permits
100-115-5300-115	Bldg/Inspection Ins. & Bonds	280.00	Property Ins Incl 6%
100-115-5330-115	Bldg/Inspection Equip Maint.	1,500.00	
100-115-5360-115	Bldg/Inspection Mem/Train/Trvl	3,200.00	MML - $1,000, floodplain training $1,000, Codes training for Matt, Tom, and Richardl - $3,000
100-115-5380-115	Bldg/Inspection Uniforms	700.00	
100-115-5530-115	Bldg/Inspection Fuels	3,500.00	
100-115-5590-115	Bldg/Inspection Gen. Supplies	700.00	Mapping printer supplies both a full set of ink and 2 rolls of paper
100-115-5700-115	Development Computer/Software	2,054.00	Samsung Galaxy Tab Active3 for filling out inspection reports $600 , Firewall $195.59, Office 365 $712.58, Cyber software $545.57
		338,181.00	

Development Other Sources	Amount	Justification & Supporting Information

Development Other Uses		Amount	Justification & Supporting Information
100-000-3285-115	Transfer to Capital Improvement		

Recycle Center

Nate Siler
Public Works Director
nsiler@neoshomo.org

The Neosho Recycle Center is a regional drop-off recycling center. The facility serves over 7,000 individual recyclers as well as six other communities or organizations each year.

Revenue Category	FY2021 Actual	FY2022 Adopted Budget	FY2022 Current YTD Actuals	FY2023 Proposed Budget
Taxes	-	-	-	-
Intergovernmental	57,577.47	57,004.00	55,004.00	68,833.00
Licenses & Permits	-	-	-	-
Charges for Services	40,034.17	40,400.00	35,119.99	25,400.00
Fines & Forefeitures	-	-	-	-
Miscellaneous	-	-	-	-
Other Sources	-	-	-	-
	-	-	-	-
	0	0	0	0
Total	**97,611.64**	**97,404.00**	**90,123.99**	**94,233.00**
	$ -	$ -	$ -	$ -

Expense Category	FY2021 Actual	FY2022 Adopted Budget	FY2022 Current YTD Actuals	FY2023 Proposed Budget
Salaries, Benefits, & Support	75,308.89	91,225.00	67,340.18	129,088.00
Supplies & Materials	918.18	1,800.00	1,137.72	3,300.00
Maintenance & Repair	2,245.42	4,400.00	2,552.75	2,997.00
Contractual Services	4,624.02	9,284.00	3,313.46	6,284.00
Utilities	7,669.43	10,480.00	6,967.87	7,817.00
Other Expenses	367.37	2,200.00	205.99	1,600.00
Capital	1,312.92	1,500.00	1,064.29	115,500.00
Other Uses	-	-	-	-
Debt Service	0	0	0	0
Total	**92,446.23**	**120,889.00**	**82,582.26**	**266,586.00**
	$ -	$ -	$ -	$ -

Highlights - Variances of 10% (FY2022 Projected/FY2023)

Increases:

Salaries and Benefits- Increase in base salaries

Insurance and Bonds- Increase of property values 5.84% with additional Increase in property insurance 5.4% with additional 6% increase for FY23 Budget.

Decreases:

Shipping/Disposal- reduction in disposal fees

Facility Maint.- Decrease $1,800 based on current need

Staffing Levels	FY2021 Actual	FY2022 Adopted Budget	FY2022 Current Budget	FY2023 Proposed Budget
Lead Recycling Attendant	1	1	1	1
Recycling Attendant	1	1	1	1
DEPARTMENT TOTAL	**2**	**2**	**2**	**2**

Recycle Center

Account	Account Name	FY2021 Actual	FY2022 Budget	As of 7/31/2022 Actual	Estimated FY2022 Actual	Proposed FY2023 Budget
Recycle Center Revenues						
100-118-4200-118	Region M Grant	57,577.47	57,004.00	55,004.00	66,004.80	68,833.00
100-118-4420-118	Recycle Center Sales	40,034.17	40,400.00	35,119.99	42,143.99	25,400.00
100-118-4800-118	Recycle Center Miscellaneous	-	-	-	-	-
100-118-4820-118	Sale of Property	-	-	-	-	-
Total Recycle Center Revenues		**$ 97,611.64**	**$ 97,404.00**	**$ 90,123.99**	**$ 108,148.79**	**$ 94,233.00**
Recycle Center Expenditures						
100-118-5010-118	Recycle Center Salaries	51,908.21	54,080.00	42,278.38	50,734.06	88,079.00
100-118-5020-118	Recycle Center Overtime	123.08	1,000.00	423.37	508.04	1,000.00
100-118-5030-118	Recycle Center Part Time	-	9,378.00	6,054.47	7,265.36	-
100-118-5170-118	Recycle Center Social Sec.	3,974.88	4,934.00	3,726.31	4,471.57	6,815.00
100-118-5180-118	Recycle Center Retirement	1,677.00	2,314.00	1,746.43	2,095.72	4,633.00
100-118-5190-118	Recycle Center Health Ins.	14,145.06	15,106.00	11,098.89	13,318.67	22,659.00
100-118-5210-118	Recycle Center Workers Comp	2,801.90	2,413.00	1,873.95	2,248.74	3,902.00
100-118-5260-118	Recycle Center Professional Services	-	1,284.00	408.00	489.60	1,284.00
100-118-5265-118	Shipping/Disposal	4,624.02	8,000.00	2,905.46	3,486.55	5,000.00
100-118-5300-118	Recycle Center Ins. & Bonds	1,509.89	1,600.00	1,179.46	1,415.35	1,997.00
100-118-5320-118	Recycle Center Facility Maint.	735.53	2,800.00	1,373.29	1,647.95	1,000.00
100-118-5330-118	Recycle Center Equipment Maint	678.76	2,000.00	138.38	166.06	2,000.00
100-118-5380-118	Recycle Center Uniforms	367.37	2,200.00	205.99	247.19	1,600.00
100-118-5530-118	Recycle Center Fuels	918.18	1,800.00	1,137.72	1,365.26	1,800.00
100-118-5590-118	Recycle Center Gen. Supplies	1,312.92	1,500.00	1,064.29	1,277.15	1,500.00
100-118-5790-118	Recycle Ctr Capital Purchase	-	-	-	-	-
100-118-6300-118	Recycle Center Electricity	1,661.43	2,000.00	1,254.38	1,505.26	1,784.00
100-118-6310-118	Recycle Center Heating Fuels	1,061.59	3,500.00	1,604.26	1,925.11	1,125.00
100-118-6350-118	Recycle Center Phones	4,946.41	4,980.00	4,109.23	4,931.08	4,908.00
100-118-5700-118	Recycle Computer/Software	-	-	-	-	1,500.00
Total Recycle Center Expenditures		**$ 92,446.23**	**$ 120,889.00**	**$ 82,582.26**	**$ 99,098.71**	**$ 152,586.00**
Recycle Center Other Sources						
Total Recycle Center Other Sources		**$ -**	**$ -**	**$ -**	**$ -**	**$ -**
Recycle Center Other Uses						
100-000-3285-000	Transfer to Capital	-	-	-	-	114,000.00
Total Recycle Center Other Uses		**$ -**	**$ -**	**$ -**	**$ -**	**$ 114,000.00**
EXCESS (SHORTFALL) OF REVENUES OVER EXPENSES		5,165.41	(23,485.00)	7,541.73	9,050.08	(172,353.00)

Recycle Center	
Health Insurance Rate	7,552.68
Work Comp Rate	4.38%
Retirement Rate	5.20%

Payroll Detail

FTE	#	FY2022	FY2023 Budgeted	Availability Allowance	Social Security	Retirement	Insurance	Work Comp	Total Salary & Benefits
Howell Diana L.	1	29,120.00	$ 33,207.30		2,541.00	1,727.00	7,553.00	1,455.00	**$ 46,483.30**
Wright Todd A.	1	24,960.00	$ 28,620.90		2,190.00	1,489.00	7,553.00	1,254.00	**$ 41,106.90**
Kenny, Michael	1		$ 26,250.00		2,009.00	1,365.00	7,553.00	1,150.00	**$ 38,327.00**
	3.00	54,080.00	88,078.20	-	6,740.00	4,581.00	22,659.00	3,859.00	**$ 125,917.20**

Overtime	508.04	1,000.00
Part Time & Seasonal	13,000.00	
Total Salaries	67,588.04	89,078.20

Recycle Center Revenues		Department Request: Amount	Justification & Supporting Information
100-118-4200-118	Region M Grant	68,833.00	
100-118-4420-118	Recycle Center Sales	25,400.00	5 Year
100-118-4800-118	Recycle Center Miscellaneous		
100-118-4820-118	Sale of Property		
		94,233.00	

Recycle Center Expenditures		Amount	Justification & Supporting Information
100-118-5010-118	Recycle Center Salaries	88,079.00	
100-118-5020-118	Recycle Center Overtime	1,000.00	
100-118-5030-118	Recycle Center Part Time	-	
100-118-5170-118	Recycle Center Social Sec.	6,815.00	
100-118-5180-118	Recycle Center Retirement	4,633.00	
100-118-5190-118	Recycle Center Health Ins.	22,659.00	
100-118-5210-118	Recycle Center Workers Comp	3,902.00	
100-118-5260-118	Recycle Center Professional Services	1,284.00	Stronghold
100-118-5265-118	Shipping/Disposal	5,000.00	
100-118-5300-118	Recycle Center Ins. & Bonds	1,997.00	Property Ins Incl 6%
100-118-5320-118	Recycle Center Facility Maint.	1,000.00	
100-118-5330-118	Recycle Center Equipment Maint	2,000.00	
100-118-5380-118	Recycle Center Uniforms	1,600.00	$1,600 for jeans, boots, coat, shirts and hat allowance (for 3 FTE)
100-118-5530-118	Recycle Center Fuels	1,800.00	
100-118-5590-118	Recycle Center Gen. Supplies	1,500.00	incl propane for forklift
100-118-6300-118	Recycle Center Electricity	1,784.00	7.38% over actual FY21 -due to increase from recent rate case
100-118-6310-118	Recycle Center Heating Fuels	1,125.00	Spire requested 5.94%-case ongoing
100-118-6350-118	Recycle Center Phones	4,908.00	
100-118-5700-118	Recycle Computer/Software	1,500.00	new computer
		152,586.00	$ -

Recycle Center Other Sources	Amount	Justification & Supporting Information

Recycle Center Other Uses		Amount	Justification & Supporting Information
100-000-3285-000	Transfer to Capital	114,000.00	8 Dumping Hoppers $10,000, horizontal crusher $90,000, vertical crusher 14,000

Police Department

Jason Baird
Chief of Police
j.baird@neoshomo.org

The Police Department is proactive in reducing crime and protecting lives and property and provides quality law enforcement to everyone living, working, and traveling through the community. The Police Department is also responsible for investigating reports of violations of the City's Code of Ordinances covering community standards, public nuisances, and conditions affecting public health, safety, and welfare in the City. The Police Department also facilitates the Neosho High School and Crowder College with Police Officers to enforce violations for on campus crimes. The Police Department is funded by Fines, a 1/2 of 1% Public Safety Tax, and the City's General Fund

Revenue Category	FY2021 Actual	FY2022 Adopted Budget	FY2022 Current YTD Actuals	FY2023 Proposed Budget
Taxes	67,876.81	85,000.00	100,036.38	85,000.00
Intergovernmental	16,394.29	2,160.00	2,752.07	2,160.00
Licenses & Permits	569.00	500.00	229.00	500.00
Charges for Services	111,846.85	115,876.00	99,445.67	127,711.00
Fines & Forefeitures	221,086.53	252,400.00	180,428.97	252,400.00
Miscellaneous	108,665.20	111,669.00	102,135.76	119,581.00
Other Sources	319,776.94	372,961.00	212,130.00	314,170.00
	-	-	-	-
	0	0	0	0
Total	**846,215.62**	**940,566.00**	**697,157.85**	**901,522.00**
	$ -	$ -	$ -	$ -

Expense Category	FY2021 Actual	FY2022 Adopted Budget	FY2022 Current YTD Actuals	FY2023 Proposed Budget
Salaries, Benefits, & Support	1,727,245.81	2,009,112.00	1,507,560.18	2,129,766.00
Supplies & Materials	15,332.76	34,250.00	13,164.91	26,250.00
Maintenance & Repair	30,429.94	30,000.00	11,995.49	30,000.00
Contractual Services	72,554.70	68,016.00	60,241.79	98,017.00
Utilities	26,273.60	26,832.00	20,627.78	26,897.00
Other Expenses	57,604.41	71,191.51	60,651.65	91,861.00
Capital	171,362.44	111,453.00	159,395.78	369,505.00
Other Uses	1,941.00	1,977.00	-	4,200.00
Debt Service	0	0	0	0
Total	**2,102,744.66**	**2,352,831.51**	**1,833,637.58**	**2,776,496.00**
	$ (0.00)	$ -	$ 0.00	$ -

Highlights - Variances of 10% (FY2022 Projected/FY2023)

Increases:

Professional Services - Increase based on current need

Insurance and Bonds- Increase of property values 5.84% with additional Increase in property insurance 5.4% with additional 6% increase for FY23 Budget.

Fuels and Lubricants - Increase in fuel cost

Comp./Software- Increase $9,000 Office and Cyber Security

Decreases:

Staffing Levels	FY2021 Actual	FY2022 Adopted Budget	FY2022 Current Budget	FY2023 Proposed Budget
Chief of Police	1	1	1	1
Lieutenant	2	2	2	2
Crowder SSO	2	2	2	2
Detective	2	2	2	2
SRO/Patrol	2	2	2	2
ACO/Patrol	1	1	1	1
Codes	1	1	1	1
Patrol	12	12	12	12
Sergeant	4	4	4	4
Records Clerk	2	2	2	2
DEPARTMENT TOTAL	**29**	**29**	**29**	**29**

Police Department

Account	Account Name	FY2021 Actual	FY2022 Budget	As of 7/31/2022 Actual	Estimated FY2022 Actual	Proposed FY2023 Budget
Police Department Revenues						
100-120-4080-122	Animal Licenses	569.00	500.00	229.00	274.80	500.00
100-120-4130-120	Sanitation Enforcement	67,876.81	85,000.00	100,036.38	120,043.66	85,000.00
100-120-4201-120	CARES Act	3,029.19	-	-	-	-
100-120-4200-120	Grant Revenue	1,141.00	-	-	-	-
100-120-4205-120	MIRMA Grant	-	-	-	-	-
100-120-4600-120	Court Fines	217,243.34	250,000.00	176,406.82	211,688.18	250,000.00
100-120-4610-120	Police Training Fees	2,279.35	2,000.00	3,556.63	4,267.96	2,000.00
100-120-4620-120	C. Victim's Compensation	422.84	400.00	465.52	558.62	400.00
100-120-4630-120	Recoupment Jail Fees	-	-	-	-	-
100-120-4640-120	Recoupment Arrest Fees	6,708.50	6,000.00	4,675.50	5,610.60	6,000.00
100-120-4760-120	Insurance Proceeds	9,877.85	-	260.00	260.00	-
100-120-4800-120	Law Enforcement Miscellaneous	3,487.25	2,160.00	2,492.07	2,990.48	2,160.00
100-120-4810-120	School Resource Ofcr	98,018.95	101,669.00	94,553.70	101,669.00	109,581.00
100-120-4810-121	School Resource Ofcr Crowder	111,846.85	115,876.00	99,445.67	115,876.00	127,711.00
100-120-4820-120	Police Sale of Property	529.00	-	-	-	-
100-120-4840-120	Security Detail Reimburse	3,408.75	4,000.00	2,906.56	3,487.87	4,000.00
100-120-4990-120	Police Donations	-	-	-	-	-
100-120-4992-120	Donated Rewards	-	-	-	-	-
Total Police Department Revenues		**$ 526,438.68**	**$ 567,605.00**	**$ 485,027.85**	**$ 566,727.18**	**$ 587,352.00**
Police Department Expenditures						
100-120-5010-120	Police Dept Salaries	1,213,563.16	1,368,723.00	1,047,181.23	1,199,433.00	1,435,156.00
100-120-5020-120	Police Dept Overtime	68,603.12	85,000.00	71,949.30	86,339.16	93,000.00
100-120-5030-120	Police Dept Part Time	4,651.00	10,224.00	6,037.75	7,245.30	10,224.00
100-120-5070-120	Availability Allowance	3,900.00	4,320.00	3,457.50	4,149.00	4,320.00
100-120-5170-120	Police Dept Social Security	93,824.09	111,992.00	82,247.75	98,915.84	117,687.00
100-120-5180-120	Police Dept Retirement	66,667.93	97,400.00	68,410.89	82,093.07	117,669.00
100-120-5190-120	Police Dept Health Insurance	188,894.33	219,032.00	157,299.03	188,758.84	219,028.00
100-120-5210-120	Police Dept Workers Comp.	59,408.25	64,121.00	46,288.54	55,546.25	67,382.00
100-120-5260-120	Police Dept Prof. Services	33,637.05	41,016.00	36,680.14	44,016.17	47,591.00
100-120-5280-120	Central Dispatch	16,914.32	-	-	-	-
100-120-5300-120	Police Dept Insurance & Bonds	8,503.33	9,000.00	6,641.65	7,969.98	10,426.00
100-120-5320-120	Police Dept Facility Maint.	3,031.96	7,000.00	2,171.69	2,606.03	7,000.00
100-120-5330-120	Police Dept Equipment Maint	30,429.94	30,000.00	11,995.49	14,394.59	30,000.00
100-120-5360-120	Police Dept Member/Train/Trvl	11,364.83	20,300.00	11,629.14	13,954.97	20,300.00
100-120-5363-120	TSMCS Account	-	2,000.00	-	-	2,000.00
100-120-5380-120	Police Dept Uniforms	13,337.14	19,000.00	10,887.36	13,064.83	19,000.00
100-120-5420-120	Police Care of Prisoners	13,500.00	18,000.00	16,920.00	20,304.00	40,000.00
100-120-5500-120	Investigation Account	174.60	1,000.00	63.55	76.26	-
100-120-5530-120	Police Dept Fuels/Lubricants	45,996.05	60,000.00	53,010.14	52,000.00	70,000.00
100-120-5540-120	Police Dept Chemicals	-	250.00	218.50	262.20	250.00
100-120-5590-120	Police Dept General Supplies	9,037.69	11,000.00	6,868.14	8,241.77	11,000.00
100-120-5590-122	ACO General Supplies	6,120.47	22,000.00	6,014.72	7,217.66	15,000.00
100-120-5700-120	Police Dept Comp., Software	2,954.86	4,241.51	4,241.51	5,089.81	13,315.00
100-120-5790-120	Law Enforcement Capital	-	-	-	-	-
100-120-6190-120	COVID Expenditures	-	-	-	-	-
100-120-6300-120	Police Dept Electricity	11,637.60	12,000.00	8,578.67	10,294.40	12,497.00
100-120-6350-120	Police Dept Phones	14,636.00	14,832.00	12,049.11	14,458.93	14,400.00
100-120-6380-120	Lease Purchase Payments	55,224.44	55,453.00	55,224.44	55,224.44	55,453.00
100-120-6390-120	Police Dept Minor Equipment	8,653.50	6,950.00	3,400.00	4,080.00	8,546.00
100-120-5361-120	Police Academy Training	-	-	-	-	17,000.00
Total Police Department Expenditures		**$ 1,984,665.66**	**$ 2,294,854.51**	**$ 1,729,466.24**	**$ 1,995,736.49**	**$ 2,458,244.00**
Police Department Other Sources						
100-000-3305-120	Trns from Public Safety Fund	319,776.94	372,961.00	212,130.00	372,961.00	314,170.00
Total Police Department Other Sources		**$ 319,776.94**	**$ 372,961.00**	**$ 212,130.00**	**$ 372,961.00**	**$ 314,170.00**
Police Department Other Uses						
100-000-3224-000	Transfer to Police Grants	1,941.00	1,977.00	-	1,977.00	4,200.00
100-000-3285-120	Trns to Capital Improvement	116,138.00	56,000.00	104,171.34	56,000.00	314,052.00
Total Police Department Other Uses		**$ 118,079.00**	**$ 57,977.00**	**$ 104,171.34**	**$ 57,977.00**	**$ 318,252.00**
EXCESS (SHORTFALL) OF REVENUES OVER EXPENSES		(1,256,529.04)	(1,412,265.51)	(1,136,479.73)	(1,114,025.32)	(1,874,974.00)

Police	
Health Insurance Rate	7,552.68
Work Comp Rate	4.38%
Retirement Rate	7.70%

Payroll Detail

FTE	#	FY2022	FY2023 Budgeted	Availability Allowance	Social Security	Retirement	Insurance	Work Comp	Total Salary & Benefits
Baird, Jason	1	69,680.00	$ 73,164.00		5,598.00	5,634.00	7,553.00	3,205.00	**$ 95,154.00**
Sharp, Robert	1	59,304.96	$ 62,270.21		4,764.00	4,795.00	7,553.00	2,728.00	**$ 82,110.21**
Whitehead, Michael	1	59,304.96	$ 62,270.21	360	4,764.00	4,795.00	7,553.00	2,728.00	**$ 82,470.21**
Schlessman, Rustin	1	51,247.82	$ 53,810.21	360	4,117.00	4,144.00	7,553.00	2,357.00	**$ 72,341.21**
Cooper, Caleb	1	42,528.72	$ 46,073.66	360	3,525.00	3,548.00	7,553.00	2,019.00	**$ 63,078.66**
Beshears, Brandon	1	49,846.94	$ 53,810.48	360	4,117.00	4,144.00	7,553.00	2,357.00	**$ 72,341.48**
Howe, Rodney	1	49,846.94	$ 52,339.29	360	4,004.00	4,031.00	7,553.00	2,293.00	**$ 70,580.29**
Houghton, Joshua	1	49,846.94	$ 53,810.48	360	4,117.00	4,144.00	7,553.00	2,357.00	**$ 72,341.48**
Buckner, Joshua	1	45,864.26	$ 48,158.29	360	3,685.00	3,709.00	7,553.00	2,110.00	**$ 65,575.29**
Hackworth, Connor	1	42,528.72	$ 44,655.16		3,417.00	3,439.00	7,553.00	1,956.00	**$ 61,020.16**
Graham, Zach	1	40,652.56	$ 44,654.40		3,417.00	3,439.00	7,553.00	1,956.00	**$ 61,019.40**
Kuhlman, Drey	1	40,652.56	$ 44,654.40	360	3,417.00	3,439.00	7,553.00	1,956.00	**$ 61,379.40**
Cook, James	1	47,712.08	$ 50,566.15		3,869.00	3,894.00	7,553.00	2,215.00	**$ 68,097.15**
Humphries, Johnny	1	45,864.26	$ 48,158.29		3,685.00	3,709.00	7,553.00	2,110.00	**$ 65,215.29**
Brumfield, Keith	1	45,864.26	$ 48,158.29	360	3,685.00	3,709.00	7,553.00	2,110.00	**$ 65,575.29**
Honeyfield, Dustin	1	45,865.04	$ 48,158.29		3,685.00	3,709.00	7,553.00	2,110.00	**$ 65,215.29**
Hall, Donna	1	43,879.42	$ 46,073.66	360	3,525.00	3,548.00	7,553.00	2,019.00	**$ 63,078.66**
Worster, Adam	1	45,865.04	$ 48,158.29		3,685.00	3,709.00	7,553.00	2,110.00	**$ 65,215.29**
Drake, Curt	1	43,879.42	$ 48,158.29	360	3,685.00	3,709.00	7,553.00	2,110.00	**$ 65,575.29**
Kimmel, Rachel	1	43,654.26	$ 45,836.97		3,507.00	3,530.00	7,553.00	2,008.00	**$ 62,434.97**
Scheppert, Shadrack	1	40,652.56	$ 44,654.40		3,417.00	3,439.00	7,553.00	1,956.00	**$ 61,019.40**
Moudy, Nathaniel	1	43,879.42	$ 48,158.29	360	3,685.00	3,709.00	7,553.00	2,110.00	**$ 65,575.29**
Mallory, Mari	1	41,402.40	$ 43,472.52		3,326.00	3,348.00	7,553.00	1,905.00	**$ 59,604.52**
Cook, Chevelle	1	32,600.62	$ 42,685.19		3,266.00	3,287.00	7,553.00	1,870.00	**$ 58,661.19**
Taylor, Draven	1	32,600.62	$ 42,685.19		3,266.00	3,287.00	7,553.00	1,870.00	**$ 58,661.19**
Whitehill, Dustin	1	43,879.68	$ 46,073.66		3,525.00	3,548.00	7,553.00	2,019.00	**$ 62,718.66**
Dulany, Brian	1	43,879.68	$ 46,073.66		3,525.00	3,548.00	7,553.00	2,019.00	**$ 62,718.66**
Tomlinson, Jordan	1	49,847.20	$ 52,339.56		4,004.00	4,031.00	7,553.00	2,293.00	**$ 70,220.56**
Sweet, Zaccary	1	42,528.72	$ 46,073.66		3,525.00	3,548.00	7,553.00	2,019.00	**$ 62,718.66**
	29.00	$ 1,335,160.06	1,435,155.18	4,320.00	109,807.00	110,523.00	219,037.00	62,875.00	**$ 1,941,717.18**

	Current Estimated	Proposed
Overtime	86,339.16	93,000.00
Part Time & Seasonal	7,245.30	10,224.00
Total Salaries	1,428,744.52	1,538,379.18

Police Revenues		Department Request Amount	Justification & Supporting Information
100-120-4080-122	Animal Licenses	500.00	
100-120-4130-120	Sanitation Enforcement	85,000.00	
100-120-4201-120	CARES Act		
100-120-4200-120	Grant Revenue		
100-120-4205-120	MIRMA Grant		
100-120-4600-120	Court Fines	250,000.00	Lowered by $25,000 due to manpower issues.- changed to remain same @250.
100-120-4610-120	Police Training Fees	2,000.00	
100-120-4620-120	C. Victim's Compensation	400.00	
100-120-4630-120	Recoupment Jail Fees	-	
100-120-4640-120	Recoupment Arrest Fees	6,000.00	
100-120-4760-120	Insurance Proceeds		
100-120-4800-120	Law Enforcement Miscellaneous	2,160.00	NCSO Tower rental
100-120-4810-120	School Resource Ofcr	109,581.00	One P3 SRO@100%, One P2 SRO at 75%
100-120-4810-121	School Resource Ofcr Crowder	127,711.00	One P3 SSO @ 100%, One P2 SSO at 100%
100-120-4820-120	Police Sale of Property		No Sale of property.
100-120-4840-120	Security Detail Reimburse	4,000.00	
		587,352.00	

Police Expenditures		Amount	Justification & Supporting Information
100-120-5010-120	Police Dept Salaries	1,435,156.00	
100-120-5020-120	Police Dept Overtime	93,000.00	Raised due to Current prediction of 2022 usage
100-120-5030-120	Police Dept Part Time	10,224.00	
100-120-5070-120	Availability Allowance	4,320.00	
100-120-5170-120	Police Dept Social Security	117,687.00	
100-120-5180-120	Police Dept Retirement	117,669.00	
100-120-5190-120	Police Dept Health Insurance	219,028.00	
100-120-5210-120	Police Dept Workers Comp.	67,382.00	

100-120-5260-120	Police Dept Prof. Services	47,591.00	Pest Control $480, ATT Connection cards $8413, FileOnQ $1,238, Physicals $500, Global Maintenance $3519, Marmic Fire inspection & Maintenance $800, Notary renewal $400, MULES Circuit charge $540, Copier Maintenance $1200, Alarm monitoring $265, Annual Maintenance Service $104, Stronghold storage for server $1000, Stronghold $17544, Superion $5000, Mowing for Codes $1000, Radar Certification $800, Idemia (Fingerprint scanners) $350, Recorder of Deeds $100, Psych Exams $200
100-120-5300-120	Police Dept Insurance & Bonds	10,426.00	Property Ins Incl 6%
100-120-5320-120	Police Dept Facility Maint.	7,000.00	
100-120-5330-120	Police Dept Equipment Maint	30,000.00	
100-120-5360-120	Police Dept Member/Train/Trvl	20,300.00	SW MO Cyber Crime Task Force Membership $100, MO Police Chief Association memberships $200, Various training
100-120-5363-120	TSMCS Account	2,000.00	
100-120-5380-120	Police Dept Uniforms	19,000.00	4,200 LLEBG Grant
100-120-5420-120	Police Care of Prisoners	40,000.00	Increased due to jail fee increase (Average $1880.00 per month)
100-120-5500-120	Investigation Account		
100-120-5530-120	Police Dept Fuels/Lubricants	70,000.00	Increased due to current state of gas prices
100-120-5540-120	Police Dept Chemicals	250.00	
100-120-5590-120	Police Dept General Supplies	11,000.00	
100-120-5590-122	ACO General Supplies	15,000.00	
100-120-5700-120	Police Dept Comp., Software	13,315.00	2 Adobe License renewal $204 ea., Synology for Body Cams $549, Firewall $195.59, Office 365 $6,888.25, Cyber Software $5,273.81
100-120-6190-120	COVID Expenditures	-	
100-120-6300-120	Police Dept Electricity	12,497.00	7.38% over actual FY21 -due to increase from recent rate case
100-120-6310-120	Police Dept Heating Fuels	-	No Heating Fuels used
100-120-6350-120	Police Dept Phones	14,400.00	
100-120-6380-120	Lease Purchase Payments	55,453.00	Radio Payment (5 of 5)
100-120-6390-120	Police Dept Minor Equipment	8,546.00	29 Red Dot Vortex Sparc sights with mounts $4350.00, 27 Stinger "2020" flashlights and Belt holders $4196
100-120-5361-120	Police Academy Training	17,000.00	Tuition $7,000 books and fees $1,500 each - for 2 cadets
		2,458,244.00	

Police Other Sources		Amount	Justification & Supporting Information
100-000-3305-120	Trns from Public Safety Fund	314,170.00	Radio Payment (5 of 5)29 Red Dot Vortex Sparc sights with mounts $4350.00, 27 Stinger "2020" flashlights and Belt holders $4196Patrol Cars 2 Dodge Charger $60,000 Radio Towers 50% split with Fire $201,317, DJI Matrice 30T Drone $15,665, Balance Computers $37,069.90

Police Other Uses		Amount	Justification & Supporting Information
100-000-3224-000	Transfer to Police Grants	4,200.00	
100-000-3285-120	Trns to Capital Improvement	314,052.00	Patrol Cars 2 Dodge Charger $60,000 Radio Towers 50% split with Fire $201,317, DJI Matrice 30T Drone $15,665, Balance Computers $37,069.90

Police Grant

Account	Account Name	FY2021 Actual	FY2022 Budget	As of 7/31/2022 Actual	Estimated FY2022 Actual	Proposed FY2023 Budget
Police Grant Revenues						
120-128-4240-120	DWI Grant Revenue	4,481.34	4,725.00	-	4,725.00	-
120-129-4230-120	HMV Grant Revenue	7,212.29	4,400.00	390.27	4,400.00	-
120-131-4220-120	Justice Dept Vest Grant	1,941.00	1,977.00	-	1,977.00	4,200.00
120-131-4250-120	LLEBG Grant Revenue	-	10,000.00	9,130.00	10,000.00	10,000.00
Total Police Grant Revenues		**$ 13,634.63**	**$ 21,102.00**	**$ 9,520.27**	**$ 21,102.00**	**$ 14,200.00**
Police Grant Expenditures						
120-128-5020-120	DWI Overtime	4,481.34	4,725.00	-	4,725.00	-
120-128-5590-120	DWI Grant General Supplies	-	-	-	-	-
120-129-5020-120	HMV Overtime	3,062.29	2,900.00	390.27	2,900.00	-
120-129-5360-120	HMV Grant Training	1,500.00	1,500.00	-	1,500.00	-
120-129-5590-120	HMV Grant General Supplies	2,650.00	-	-	-	-
120-131-5380-120	Police Dept Uniforms-Vests	4,650.99	3,954.00	3,853.02	3,954.00	8,400.00
120-131-5790-120	LLEBG-Law Enf Safety Prog	-	10,000.00	-	10,000.00	10,000.00
Total Police Grant Expenditures		**$ 16,344.62**	**$ 23,079.00**	**$ 4,243.29**	**$ 23,079.00**	**$ 18,400.00**
Police Grant Other Sources						
120-000-3324-000	Transfer from Police Dept	1,941.00	181,977.00	-	181,977.00	4,200.00
Total Police Grant Other Sources		**$ 1,941.00**	**$ 181,977.00**	**$ -**	**$ 181,977.00**	**$ 4,200.00**
Police Grant Other Uses						
Total Police Grant Other Uses		**$ -**	**$ -**	**$ -**	**$ -**	**$ -**
Change in Fund Balance		(768.99)	180,000.00	5,276.98	180,000.00	-
Police Grant Beginning Fund Balance"October 1"		**$ 1,412.41**	**$ 643.42**	**$ 643.42**	**$ 643.42**	**$ 180,643.42**
Total Police Grant Funding Sources		**$ 16,988.04**	**$ 203,722.42**	**$ 10,163.69**	**$ 203,722.42**	**$ 199,043.42**
Total Police Grant Funding Uses		**$ 16,344.62**	**$ 23,079.00**	**$ 4,243.29**	**$ 23,079.00**	**$ 18,400.00**
Police Grant Beginning Fund Balance"September 30"		**$ 643.42**	**$ 180,643.42**	**$ 5,920.40**	**$ 180,643.42**	**$ 180,643.42**

Police Grant

		Department Request	
Police Grant Revenues		Amount	Justification & Supporting Information
120-128-4240-120	DWI Grant Revenue		Did not apply for this year at officer's request, down too many positions
120-129-4230-120	HMV Grant Revenue		Did not apply for this year at officer's request, down too many positions
120-131-4220-120	Justice Dept Vest Grant	4,200.00	
120-131-4250-120	LLEBG Grant Revenue	10,000.00	
		14,200.00	

Police Grant Expenditures		Amount	Justification & Supporting Information
120-128-5020-120	DWI Overtime		
120-128-5590-120	DWI Grant General Supplies		
120-129-5020-120	HMV Overtime		
120-129-5360-120	HMV Grant Training		
120-129-5590-120	HMV Grant General Supplies		
120-131-5380-120	Police Dept Uniforms-Vests	8,400.00	8 Officers 50% match for a total of $8400.00
120-131-5790-120	LLEBG-Law Enf Safety Prog	10,000.00	Has not been awarded the last two years.
		18,400.00	

Police Grant Other Sources		Amount	Justification & Supporting Information
120-000-3324-000	Transfer from Police Dept	4,200.00	

Police Grant Other Uses	Amount	Justification & Supporting Information

Municipal Court

Vickie Smith
Municipal Court Clerk
vsmith@neoshomo.org

The Municipal Court is authorized by the Missouri Constitution and is a part of the Circuit Court. The Court's function is to adjudicate legal disputes between parties and carry out the administration of justice in accordance with the rule of law. The Court's role is to determine disputes in the form of cases which are brought before the judge. The court provides defendants with a fair and impartial trial on any alleged violation of a city ordinance. These include, but are not limited to traffic enforcement, peace disturbance, shoplifting, assaults, drug/paraphernalia charges, code violations and animal charges. The Municipal Court is open to the public for any and all court hearings.

Revenues Category	FY2021 Actual	FY2022 Adopted Budget	FY2022 Current YTD Actuals	FY2023 Proposed Budget
Taxes	-	-	-	-
Intergovernmental	-	-	-	-
Licenses & Permits	-	-	-	-
Charges for Services	-	-	-	-
Fines & Forefeitures	13,674.35	16,300.00	14,993.09	17,200.00
Miscellaneous	-	-	-	-
Other Sources	-	-	-	-
	-	-	-	-
	0	0	0	0
Total	**13,674.35**	**16,300.00**	**14,993.09**	**17,200.00**
	$ -	$ -	$ -	$ -

Expense Category	FY2021 Actual	FY2022 Adopted Budget	FY2022 Current YTD Actuals	FY2023 Proposed Budget
Salaries, Benefits, & Support	119,118.75	136,045.00	106,923.28	146,044.00
Supplies & Materials	1,873.33	2,700.00	1,439.47	2,600.00
Maintenance & Repair	-	250.00	-	1,000.00
Contractual Services	1,917.20	4,000.00	2,571.93	4,000.00
Utilities	1,200.00	1,200.00	1,000.00	1,200.00
Other Expenses	2,252.31	408.63	238.63	1,454.00
Capital	-	-	-	-
Other Uses	-	-	-	-
Debt Service	0	0	0	0
Total	**126,361.59**	**144,603.63**	**112,173.31**	**156,298.00**
	$ -	$ (2,000.00)	$ (1,969.50)	$ (3,600.00)

Highlights - Variances of 10% (FY2022 Projected/FY2023)

Increases:

Equip. Maint. - Increase $750 based on current need

Comp./Software- Increase $1,000 Office and Cyber Security

Decreases:

Staffing Levels	FY2021 Actual	FY2022 Adopted Budget	FY2022 Current Budget	FY2023 Proposed Budget
Municipal Court Clerk	1	1	1	1
Deputy Court Clerk	1	1	1	1
Municipal Judge	1	1	1	1
DEPARTMENT TOTAL	**3**	**3**	**3**	**3**

Municipal Court

Account	Account Name	FY2021 Actual	FY2022 Budget	As of 7/31/2022 Actual	Estimated FY2022 Actual	Proposed FY2023 Budget
Municipal Court Revenues						
100-125-4590-125	Court Costs	13,158.02	15,000.00	13,785.38	16,542.46	16,000.00
100-125-4611-125	Court Clerk Training Fees	516.33	1,300.00	1,207.71	1,449.25	1,200.00
Total Municipal Court Revenues		**$ 13,674.35**	**$ 16,300.00**	**$ 14,993.09**	**$ 17,991.71**	**$ 17,200.00**
Municipal Court Expenditures						
100-125-5010-125	Municipal Court Salaries	84,830.78	93,842.00	75,952.81	91,143.37	101,556.00
100-125-5020-125	Municipal Court Overtime	2,208.23	1,800.00	1,473.79	1,768.55	1,800.00
100-125-5170-125	Municipal Court Social Secur.	5,430.80	7,317.00	5,136.02	6,163.22	7,907.00
100-125-5180-125	Municipal Court Retirement	2,266.22	4,017.00	2,798.66	3,358.39	5,375.00
100-125-5190-125	Municipal Court Health Ins.	19,431.06	22,659.00	16,310.56	19,572.67	22,659.00
100-125-5210-125	Municipal Court Workers Comp.	3,949.99	4,190.00	3,025.68	3,630.82	4,527.00
100-125-5260-125	Municipal Court Prof. Services	1,917.20	3,000.00	2,571.93	3,086.32	3,000.00
100-125-5261-125	Court Appointed Expenses	-	1,000.00	-	-	1,000.00
100-125-5263-125	Domestic Violence Expense	-	2,000.00	1,969.50	2,363.40	3,600.00
100-125-5330-125	Municipal Court Equip. Maint.	-	250.00	-	-	1,000.00
100-125-5360-125	Municipal Court Mem/Train/Trvl	1,001.67	2,220.00	2,225.76	2,670.91	2,220.00
100-125-5590-125	Municipal Court Gen Supplies	1,873.33	2,700.00	1,439.47	1,727.36	2,600.00
100-125-5700-125	Municipal Court Comp., Softwre	2,252.31	408.63	238.63	238.63	1,454.00
100-125-6350-125	Municipal Court Phones	1,200.00	1,200.00	1,000.00	1,200.00	1,200.00
Total Municipal Court Expenditures		**$ 126,361.59**	**$ 146,603.63**	**$ 114,142.81**	**$ 136,923.65**	**$ 159,898.00**
Municipal Court Other Sources						
Total Municipal Court Other Sources		**$ -**	**$ -**	**$ -**	**$ -**	**$ -**
Municipal Court Other Uses						
Total Municipal Court Other Uses		**$ -**	**$ -**	**$ -**	**$ -**	**$ -**
EXCESS (SHORTFALL) OF REVENUES OVER EXPENSES		(112,687.24)	(130,303.63)	(99,149.72)	(118,931.94)	(142,698.00)

Municipal Court	
Health Insurance Rate	7,552.68
Work Comp Rate	4.38%
Retirement Rate	5.20%

Payroll Detail

FTE	#	FY2022	FY2023 Budgeted	Availability Allowance	Social Security	Retirement	Insurance	Work Comp	Total Salary & Benefits
Smith, Vickie	1	41,600.00	$ 43,680.00		3,342.00	2,272.00	7,553.00	1,914.00	**$ 58,761.00**
Reding, Donna	1	28,080.00	$ 31,668.00		2,423.00	1,647.00	7,553.00	1,388.00	**$ 44,679.00**
Cooper, Duane	1	24,119.68	$ 26,208.00		2,005.00	1,363.00	7,553.00	1,148.00	**$ 38,277.00**
	3.00	93,799.68	101,556.00	-	7,770.00	5,282.00	22,659.00	4,450.00	**$ 141,717.00**

Overtime	1,768.55	1,800.00
Part Time & Seasonal		
Total Salaries	95,568.23	103,356.00

Municipal Court Revenues		Department Request Amount	Justification & Supporting Information
100-125-4590-125	Court Costs	16,000.00	5 Year Historical
100-125-4611-125	Court Clerk Training Fees	1,200.00	5 Year Historical
		17,200.00	

Municipal Court Expenditures		Amount	Justification & Supporting Information
100-125-5010-125	Municipal Court Salaries	101,556.00	Minimum Wage increase
100-125-5020-125	Municipal Court Overtime	1,800.00	
100-125-5170-125	Municipal Court Social Secur.	7,907.00	
100-125-5180-125	Municipal Court Retirement	5,375.00	
100-125-5190-125	Municipal Court Health Ins.	22,659.00	
100-125-5210-125	Municipal Court Workers Comp.	4,527.00	
100-125-5260-125	Municipal Court Prof. Services	3,000.00	Stronghold $1550, Copier Maintenance $800, Interpreters $500
100-125-5261-125	Court Appointed Expenses	1,000.00	
100-125-5263-125	Domestic Violence Expense	3,600.00	
100-125-5330-125	Municipal Court Equip. Maint.	1,000.00	
100-125-5360-125	Municipal Court Mem/Train/Trvl	2,220.00	MACA memberships $120, 2 Judge membership and conference $600, Clerk conference $300, conference travel and hotel $1200 for both
100-125-5590-125	Municipal Court Gen Supplies	2,600.00	Postage $1,100, Forms $,1500
100-125-5700-125	Municipal Court Comp., Softwre	1,454.00	Firewall $195.59, Office 365 $712.58, Cyber software $545.57
100-125-6350-125	Municipal Court Phones	1,200.00	
		159,898.00	

Municipal Court Other Sources	Amount	Justification & Supporting Information

Municipal Court Other Uses	Amount	Justification & Supporting Information

Information Technology

Richard Leavens
Development Services Director
rleavens@neoshomo.org

The Information Technology Department oversees the City's use of existing and emerging technologies in government operations, and its delivery of services to the public. The City has one FTE plus contracts with a third party.

Revenue Category	FY2021 Actual	FY2022 Adopted Budget	FY2022 Current YTD Actuals	FY2023 Proposed Budget
Taxes	-	-	-	-
Intergovernmental	-	-	-	-
Licenses & Permits	-	-	-	-
Charges for Services	-	-	-	-
Fines & Forefeitures	-	-	-	-
Miscellaneous	56.00	-	-	-
Other Sources	-	-	-	-
	-	-	-	-
	0	0	0	0
Total	**56.00**	**-**	**-**	**-**
	$ -	$ -	$ -	$ -

Expense Category	FY2021 Actual	FY2022 Adopted Budget	FY2022 Current YTD Actuals	FY2023 Proposed Budget
Salaries, Benefits, & Support	41,217.29	44,848.00	37,493.42	46,927.00
Supplies & Materials	101.16	200.00	145.98	260.00
Maintenance & Repair	-	-	-	-
Contractual Services	36,249.43	57,000.00	32,310.38	48,410.00
Utilities	-	-	-	-
Other Expenses	5,742.70	3,208.65	6,518.65	980.00
Capital	-	-	-	-
Other Uses	-	-	-	-
Debt Service	0	0	0	0
Total	**83,310.58**	**105,256.65**	**76,468.43**	**96,577.00**
	$ -	$ -	$ 0.00	$ -

Highlights - Variances of 10% (FY2022 Projected/FY2023)
Increases:

Decreases:
Professional Services- Decrease based on current need
Computers/ Software- Decrease based on current need

Staffing Levels	FY2021 Actual	FY2022 Adopted Budget	FY2022 Current Budget	FY2023 Proposed Budget
IT Technician	1	1	1	1
DEPARTMENT TOTAL	**1**	**1**	**1**	**1**

Information Technology

Account	Account Name	FY2021 Actual	FY2022 Budget	As of 7/31/2022 Actual	Estimated FY2022 Actual	Proposed FY2023 Budget
Information Technology Revenues						
100-141-4820-141	Sale of IT Property	56.00	-	-	-	-
Total Information Technology Revenues		**$ 56.00**	**$ -**	**$ -**	**$ -**	**$ -**
Information Technology Expenditures						
100-141-5010-141	IT Salaries	28,903.00	30,285.00	25,505.48	30,606.58	31,800.00
100-141-5020-141	IT Overtime	217.00	200.00	171.08	205.30	200.00
100-141-5070-141	Availability Allowance	360.00	360.00	300.00	360.00	360.00
100-141-5170-141	IT Social Security	2,225.52	2,333.00	1,962.53	2,355.04	2,448.00
100-141-5180-141	IT Retirement	950.17	1,281.00	1,090.99	1,309.19	1,664.00
100-141-5190-141	IT Health Insurance	7,065.84	7,553.00	5,999.40	7,199.28	7,553.00
100-141-5210-141	IT Workers Compensation	1,337.76	1,336.00	963.94	1,156.73	1,402.00
100-141-5260-141	IT Professional Services	36,249.43	57,000.00	32,310.38	38,772.46	48,410.00
100-141-5360-141	IT Membership/Training/Travel	158.00	1,500.00	1,500.00	1,500.00	1,500.00
100-141-5590-141	IT General Supplies	101.16	200.00	145.98	175.18	260.00
100-141-5700-141	IT Computers, Software, Etc.	5,742.70	3,208.65	6,518.65	6,518.65	980.00
100-141-5790-141	IT Capital Purchase	-	-	-	-	-
Total Information Technology Expenditures		**$ 83,310.58**	**$ 105,256.65**	**$ 76,468.43**	**$ 90,158.39**	**$ 96,577.00**
Information Technology Other Sources						
Total Information Technology Other Sources		**$ -**	**$ -**	**$ -**	**$ -**	**$ -**
Information Technology Other Uses						
0	0					-
Total Information Technology Other Uses		**$ -**	**$ -**	**$ -**	**$ -**	**$ -**
EXCESS (SHORTFALL) OF REVENUES OVER EXPENSES		(83,254.58)	(105,256.65)	(76,468.43)	(90,158.39)	(96,577.00)

Information Technology	
Health Insurance Rate	7,552.68
Work Comp Rate	4.38%
Retirement Rate	5.20%

Payroll Detail

FTE	#	FY2022	FY2023 Budgeted	Availability Allowance	Social Security	Retirement	Insurance	Work Comp	Total Salary & Benefits
Moody, George	1	30,284.80	$ 31,799.04	360	2,433.00	1,654.00	7,553.00	1,393.00	**$ 45,192.04**
	0		$ -						
	1.00	30,284.80	31,799.04	360.00	2,433.00	1,654.00	7,553.00	1,393.00	**45,192.04**

Overtime	205.30	200.00
Part Time & Seasonal		
Total Salaries	30,490.10	31,999.04

Information Technology Revenues		Department Request Amount	Justification & Supporting Information
100-141-4820-141	Sale of IT Property		
		-	

Information Technology Expenditures		Amount	Justification & Supporting Information
100-141-5010-141	IT Salaries	31,800.00	
100-141-5020-141	IT Overtime	200.00	
100-141-5070-141	Availability Allowance	360.00	
100-141-5170-141	IT Social Security	2,448.00	
100-141-5180-141	IT Retirement	1,664.00	
100-141-5190-141	IT Health Insurance	7,553.00	
100-141-5210-141	IT Workers Compensation	1,402.00	
100-141-5260-141	IT Professional Services	48,410.00	Stronghold $43,176, CivicEngage $4,500, Vspere-$200, SSL Certificate-$192, Zoom $149.9, Domain $15.19, Vmware $176.75
100-141-5360-141	IT Membership/Training/Travel	1,500.00	
100-141-5590-141	IT General Supplies	260.00	for backup batteries
100-141-5700-141	IT Computers, Software, Etc.	980.00	Second monitor for more room and adobe acrobat for editing pdfs when needed, firewall $195.59, Office 365 $237.53, Cyber Software $181.86
		96,577.00	

Information Technology Other Sources	Amount	Justification & Supporting Information

Information Technology Other Uses	Amount	Justification & Supporting Information

Fleet Maintenance

Nate Siler
Public Works Director
Nsiler@neoshomo.org

Fleet Maintenance is responsible for over 150 vehicles and equipment from every department throughout the City. Services range from oil changes, brakes, and major replacement and repairs.

Revenue Category	FY2021 Actual	FY2022 Adopted Budget	FY2022 Current YTD Actuals	FY2023 Proposed Budget
Taxes	-	-	-	-
Intergovernmental	-	-	-	-
Licenses & Permits	-	-	-	-
Charges for Services	-	-	-	-
Fines & Forefeitures	-	-	-	-
Miscellaneous	-	-	-	-
Other Sources	-	-	-	-
	-	-	-	-
	0	0	0	0
Total	-	-	-	-
	$ -	$ -	$ -	$ -

Expense Category	FY2021 Actual	FY2022 Adopted Budget	FY2022 Current YTD Actuals	FY2023 Proposed Budget
Salaries, Benefits, & Support	-	-	-	-
Supplies & Materials	685.82	2,000.00	452.48	2,000.00
Maintenance & Repair	-	-	-	-
Contractual Services	-	-	-	-
Utilities	-	-	-	-
Other Expenses	4,926.06	6,000.00	4,990.39	6,000.00
Capital	-	-	-	-
Other Uses	-	-	-	-
Debt Service	0	0	0	0
Total	**5,611.88**	**8,000.00**	**5,442.87**	**8,000.00**
	$ -	$ -	$ -	$ -

Highlights - Variances of 10% (FY2022 Projected/FY2023)

Increases:

Decreases:

Staffing Levels	FY2021 Actual	FY2022 Adopted Budget	FY2022 Current Budget	FY2023 Proposed Budget
Mechanic	1	0	0	0
*Mechanic was moved to public works in FY21				
DEPARTMENT TOTAL	**1**	**0**	**0**	**0**

Fleet Maintenance

Account	Account Name	FY2021 Actual	FY2022 Budget	As of 7/31/2022 Actual	Estimated FY2022 Actual	Proposed FY2023 Budget
Fleet Maintenance Revenues						
100-143-4820-143	Fleet Maintenance Sale of Property	-	-	-	-	-
Total Fleet Maintenance Revenues		**$ -**	**$ -**	**$ -**	**$ -**	**$ -**
Fleet Maintenance Expenditures						
100-143-5010-143	Fleet Mtce Salaries	-	-	-	-	-
100-143-5020-143	Fleet Mtce Overtime	-	-	-	-	-
100-143-5070-143	Availability Allowance	-	-	-	-	-
100-143-5170-143	Fleet Mtce Social Security	-	-	-	-	-
100-143-5180-143	Fleet Mtce Retirement	-	-	-	-	-
100-143-5190-143	Fleet Mtce Health Insurance	-	-	-	-	-
100-143-5210-143	Fleet Mtce Workers Comp.	-	-	-	-	-
100-143-5380-143	Fleet Mtce Uniforms	-	-	-	-	-
100-143-5530-143	Fleet Mtce Fuels	3,044.46	3,000.00	4,047.71	4,857.25	3,000.00
100-143-5590-143	Fleet Maint. General Supplies	685.82	2,000.00	452.48	542.98	2,000.00
100-143-6390-143	Fleet Mtce Minor Equipment	1,881.60	3,000.00	942.68	1,131.22	3,000.00
Total Fleet Maintenance Expenditures		**$ 5,611.88**	**$ 8,000.00**	**$ 5,442.87**	**$ 6,531.44**	**$ 8,000.00**
Fleet Maintenance Other Sources						
						-
Total Fleet Maintenance Other Sources		**$ -**	**$ -**	**$ -**	**$ -**	**$ -**
Fleet Maintenance Other Uses						
Total Fleet Maintenance Other Uses		**$ -**	**$ -**	**$ -**	**$ -**	**$ -**
EXCESS (SHORTFALL) OF REVENUES OVER EXPENSES		(5,611.88)	(8,000.00)	(5,442.87)	(6,531.44)	(8,000.00)

Fleet Maintenance

		Department Request	
Fleet Maintenance Revenues		Amount	Justification & Supporting Information
100-143-4820-143	Fleet Maintenance Sale of Property		
		-	

Fleet Maintenance Expenditures		Amount	Justification & Supporting Information
100-143-5010-143	Fleet Mtce Salaries	-	
100-143-5020-143	Fleet Mtce Overtime	-	
100-143-5070-143	Availability Allowance	-	
100-143-5170-143	Fleet Mtce Social Security	-	
100-143-5180-143	Fleet Mtce Retirement	-	
100-143-5190-143	Fleet Mtce Health Insurance	-	
100-143-5210-143	Fleet Mtce Workers Comp.	-	
100-143-5380-143	Fleet Mtce Uniforms		
100-143-5530-143	Fleet Mtce Fuels	3,000.00	kept same
100-143-5590-143	Fleet Maint. General Supplies	2,000.00	kept same
100-143-6390-143	Fleet Mtce Minor Equipment	3,000.00	kept same
		8,000.00	

Fleet Maintenance Other Sources	Amount	Justification & Supporting Information

Fleet Maintenance Other Uses	Amount	Justification & Supporting Information

Emergency Management

Aaron Houk
Fire Chief
ahouk@neoshomo.org

The Department of Emergency Management serves to provide the citizens of Neosho with an appropriate response during an emergency situation in order to maintain the public safety and well-being of Neosho and its citizens. Emergency Management is funded by a 1/2 of 1% Public Safety Tax

Revenue Category	FY2021 Actual	FY2022 Adopted Budget	FY2022 Current YTD Actuals	FY2023 Proposed Budget
Taxes	-	-	-	-
Intergovernmental	-	-	-	-
Licenses & Permits	-	-	-	-
Charges for Services	-	-	-	-
Fines & Forefeitures	-	-	-	-
Miscellaneous	-	-	-	-
Other Sources	17,340.95	19,024.00	16,821.63	18,696.00
	-	-	-	-
	0	0	0	0
Total	**17,340.95**	**19,024.00**	**16,821.63**	**18,696.00**
	$ -	$ -	$ -	$ -

Expense Category	FY2021 Actual	FY2022 Adopted Budget	FY2022 Current YTD Actuals	FY2023 Proposed Budget
Salaries, Benefits, & Support	-	-	-	-
Supplies & Materials	-	-	-	-
Maintenance & Repair	-	500.00	-	-
Contractual Services	14,958.05	15,524.00	14,649.77	15,624.00
Utilities	2,860.08	3,000.00	2,171.86	3,072.00
Other Expenses	-	-	-	-
Capital	-	-	-	-
Other Uses	-	-	-	-
Debt Service	0	0	0	0
Total	**17,818.13**	**19,024.00**	**16,821.63**	**18,696.00**
	$ -	$ -	$ -	$ -

Highlights - Variances of 10% (FY2022 Projected/FY2023)

Increases:

Decreases:

Staffing Levels	FY2021 Actual	FY2022 Adopted Budget	FY2022 Current Budget	FY2023 Proposed Budget
No FTE	0	0	0	0
DEPARTMENT TOTAL	**0**	**0**	**0**	**0**

Emergency Management

Account	Account Name	FY2021 Actual	FY2022 Budget	As of 7/31/2022 Actual	Estimated FY2022 Actual	Proposed FY2023 Budget
Emergency Management Revenues						
Total Emergency Management Revenues		**$ -**	**$ -**	**$ -**	**$ -**	**$ -**
Emergency Management Expenditures						
100-144-5260-144	Emergency Mgmt Prof. Services	11,851.20	12,224.00	12,223.20	12,223.20	12,324.00
100-144-5300-144	Emergency Mgmt Ins. & Bonds	3,106.85	3,300.00	2,426.57	2,730.00	3,300.00
100-144-5330-144	Emergency Mgmt Equip. Mtce	-	500.00	-	-	-
100-144-6300-144	Emergency Mgmt Electricity	2,860.08	3,000.00	2,171.86	2,606.23	3,072.00
Total Emergency Management Expenditures		**$ 17,818.13**	**$ 19,024.00**	**$ 16,821.63**	**$ 17,559.43**	**$ 18,696.00**
Emergency Management Other Sources						
100-000-3305-144	Trns from Public Safety Fund	17,340.95	19,024.00	16,821.63	19,024.00	18,696.00
Total Emergency Management Other Sources		**$ 17,340.95**	**$ 19,024.00**	**$ 16,821.63**	**$ 19,024.00**	**$ 18,696.00**
Emergency Management Other Uses						
Total Emergency Management Other Uses		**$ -**	**$ -**	**$ -**	**$ -**	**$ -**
EXCESS (SHORTFALL) OF REVENUES OVER EXPENSES		(477.18)	-	-	1,464.57	-

Emergency Management

Emergency Management Revenues	Department Request	
	Amount	Justification & Supporting Information
	-	

Emergency Management Expenditures		Amount	Justification & Supporting Information
100-144-5260-144	Emergency Mgmt Prof. Services	12,324.00	Increased / Blue Valley Storm Siren Maintenance Agreement
100-144-5300-144	Emergency Mgmt Ins. & Bonds	3,300.00	
100-144-5330-144	Emergency Mgmt Equip. Mtce		
100-144-5360-144	Emergency Mgmt Memb/Train/Trvl		
100-144-6300-144	Emergency Mgmt Electricity	3,072.00	7.38% over actual FY21 -due to increase from recent rate case
		18,696.00	

Emergency Management Other Sources		Amount	Justification & Supporting Information
100-000-3305-144	Trns from Public Safety Fund	18,696.00	

Emergency Management Other Uses	Amount	Justification & Supporting Information

Human Resources

Krysti Muhic
Human Resource Director
Kmuhic@neoshomo.org

The HR office handles the administration of all HR functions including recruitment, testing, selection, compensation & benefits, workers' compensation as well as employee counseling & employee relations. The Director supervises front desk personnel and associated duties to ensure citizens issues are handled appropriately. The Director answers incoming phone calls as well as assisting citizens visiting city hall. The Director inputs payroll changes and additions into Springbrook payroll system and also administers any online banking needs for the finance department.

Revenue Category	FY2021 Actual	FY2022 Adopted Budget	FY2022 Current YTD Actuals	FY2023 Proposed Budget
Taxes	-	-	-	-
Intergovernmental	-	-	-	-
Licenses & Permits	-	-	-	-
Charges for Services	-	-	-	-
Fines & Forefeitures	-	-	-	-
Miscellaneous	-	-	-	-
Other Sources	-	-	-	-
	-	-	-	-
	0	0	0	0
Total	**-**	**-**	**-**	**-**
	$ -	$ -	$ -	$ -

Expense Category	FY2021 Actual	FY2022 Adopted Budget	FY2022 Current YTD Actuals	FY2023 Proposed Budget
Salaries, Benefits, & Support	64,832.90	67,471.00	56,030.87	81,475.00
Supplies & Materials	5,597.72	1,000.00	567.26	5,400.00
Maintenance & Repair	-	-	-	-
Contractual Services	2,174.15	3,185.00	2,813.99	3,735.00
Utilities	-	-	-	-
Other Expenses	248.88	2,920.00	2,700.32	2,000.00
Capital	-	-	-	-
Other Uses	-	-	-	-
Debt Service	0	0	0	0
Total	**72,853.65**	**74,576.00**	**62,112.44**	**92,610.00**
	$ (0.00)	$ -	$ -	$ -

Highlights - Variances of 10% (FY2022 Projected/FY2023)

Increases:

Salary and Benefits- Increase based on salary study
Prof. Services- increase in services
Mem/Train/Trvl - Additional trainings
General Supplies-Material increase

Decreases:

Computer/Software- Decrease in current need **$920**

Staffing Levels	FY2021 Actual	FY2022 Adopted Budget	FY2022 Current Budget	FY2023 Proposed Budget
Human Resource Director	1	1	1	1
Administrative Assistant	1	0	0	0
DEPARTMENT TOTAL	**2**	**1**	**1**	**1**

Human Resources

Account	Account Name	FY2021 Actual	FY2022 Budget	As of 7/31/2022 Actual	Estimated FY2022 Actual	Proposed FY2023 Budget
Human Resources Revenues						
Total Human Resources Revenues		**$ -**	**$ -**	**$ -**	**$ -**	**$ -**
Human Resources Expenditures						
100-145-5010-145	Human Resources Salaries	47,974.95	49,894.00	42,218.00	50,661.60	57,639.00
100-145-5020-145	Human Resources Overtime	-	-	-	-	-
100-145-5070-145	Availability Allowance	-	-	-	-	-
100-145-5170-145	Human Resources Social Secur.	3,219.92	3,817.00	2,849.22	3,419.06	4,410.00
100-145-5180-145	Human Resources Retirement	1,546.37	2,096.00	1,773.20	2,127.84	2,998.00
100-145-5190-145	Human Resources Health Ins.	7,065.84	7,553.00	6,071.59	7,285.91	7,553.00
100-145-5210-145	Human Resources Workers Comp.	3,309.57	2,186.00	1,593.68	1,912.42	2,525.00
100-145-5260-145	Human Resources Prof. Services	2,174.15	3,185.00	2,813.99	3,376.79	3,735.00
100-145-5360-145	Human Resources Mem/Train/Trvl	1,716.25	1,925.00	1,525.18	1,830.22	6,350.00
100-145-5590-145	Human Resources GenSupplies	5,597.72	1,000.00	567.26	680.71	5,400.00
100-145-5700-145	HR Computer/Software	248.88	2,920.00	2,700.32	3,240.38	2,000.00
Total Human Resources Expenditures		**$ 72,853.65**	**$ 74,576.00**	**$ 62,112.44**	**$ 74,534.93**	**$ 92,610.00**
Human Resources Other Sources						
Total Human Resources Other Sources		**$ -**	**$ -**	**$ -**	**$ -**	**$ -**
Human Resources Other Uses						
Total Human Resources Other Uses		**$ -**	**$ -**	**$ -**	**$ -**	**$ -**
EXCESS (SHORTFALL) OF REVENUES OVER EXPENSES		(72,853.65)	(74,576.00)	(62,112.44)	(74,534.93)	(92,610.00)

Human Resources	
Health Insurance Rate	7,552.68
Work Comp Rate	4.38%
Retirement Rate	5.20%

Payroll Detail

FTE	#	FY2022	FY2023 Budgeted	Availability Allowance	Social Security	Retirement	Insurance	Work Comp	Total Salary & Benefits
Muhic, Krysti	1	49,894.00	$ 57,638.70		4,410.00	2,998.00	7,553.00	2,525.00	**$ 75,124.70**
	0		$ -						
	1.00	49,894.00	57,638.70	-	4,410.00	2,998.00	7,553.00	2,525.00	**$ 75,124.70**

Overtime		
Part Time & Seasonal		
Total Salaries	49,894.00	57,638.70

Human Resources Revenues

Department Request	
Amount	Justification & Supporting Information
-	

Human Resources Expenditures

		Amount	Justification & Supporting Information
100-145-5010-145	Human Resources Salaries	57,639.00	
100-145-5020-145	Human Resources Overtime	-	
100-145-5070-145	Availability Allowance	-	
100-145-5170-145	Human Resources Social Secur.	4,410.00	
100-145-5180-145	Human Resources Retirement	2,998.00	
100-145-5190-145	Human Resources Health Ins.	7,553.00	
100-145-5210-145	Human Resources Workers Comp.	2,525.00	
100-145-5260-145	Human Resources Prof. Services	3,735.00	CLIAwaived.com iScreen OFD 5-Panel Saliva Drug Test Kit (25/kit)- $1000 (estimating tax and shipping) https://www.cliawaived.com/iscreen-ofd-5-panel-saliva-drug-test-kit.html, 1095C Preparation $500, Background checks $1000, Stronghold Microsoft Office Contract $535; Pop125-$200, Driver's/CDL check $200, Laserfische split with finance and city clerk $300
100-145-5360-145	Human Resources Mem/Train/Trvl	6,350.00	MIRMA Annual- $1000; MIRMA HR Spring Training- $300; SHRM Membership Renewal- $250; SHRM/HRCI Recertification Training- $500; LAGERS- $400; Institute of Emotional and Social Intelligence Certification ($1800)-Krysti, Misc. Training - $500., chapter fees $100, MML September Conference $1200
100-145-5590-145	Human Resources GenSupplies	5,400.00	(Fuel Cards: Pack of 500 White CR80 PVC Cards with Hi-Co Magnetic Stripe- $52.99; Employee Badges: 500 pack Bodno Premium CR80 PVC Cards- $39.99; Maigcard Color Ribbon- 1 pack- $88.50 or 2 pack- $177, 1 inch round 3 ring binders for new hire employee handbooks and safety manuals, etc.- 24 packs- $78.99/ea. Would like at least 3. Birthday Cards ($50); Employee Service/Appreciation End of Year Awards for 2022 and 2023 ($2500-3000,)Sho-Me Expo (Booth, outlet, bag, theme decor) $650, Marketing Materials and misc. items for expos, job fairs, etc. - $1000;
100-145-5700-145	HR Computer/Software	2,000.00	Encripted email renewal- $200 (16/mo through Stronghold), Printer ink cartridges-$600 (rough est. of $88/cart at Officedepot and Amazon), Adobe $195.59, Firewall $208.63, Office 365 $237.53, Cyber Software $181.86
		92,610.00	

Human Resources Other Sources

Amount	Justification & Supporting Information

Human Resources Other Uses

Amount	Justification & Supporting Information

Airport

Richard Leavens
Development Services Director
rleavens@neoshomo.org

The Neosho Hugh Robinson Memorial Airport is located 3 miles south of town off of Highway 59. Its location allows are visitors easy access to our restaurants, hotels, and the historic downtown district. We offer a courtesy car for pilots and passengers who need to go to town for brief periods.

Revenue Category	FY2021 Actual	FY2022 Adopted Budget	FY2022 Current YTD Actuals	FY2023 Proposed Budget
Taxes	-	-	-	-
Intergovernmental	44,285.00	120,000.00	-	120,000.00
Licenses & Permits	-	-	-	-
Charges for Services	226,279.00	170,320.00	280,172.09	247,320.00
Fines & Forefeitures	-	-	-	-
Miscellaneous	34,878.00	30,000.00	7.50	30,000.00
Other Sources	5,660.00	5,660.00	4,245.03	5,660.00
	-	-	-	-
	0	0	0	0
Total	**311,102.00**	**325,980.00**	**284,424.62**	**402,980.00**
	$ (0.00)	$ -	$ 0.00	$ -

Expense Category	FY2021 Actual	FY2022 Adopted Budget	FY2022 Current YTD Actuals	FY2023 Proposed Budget
Salaries, Benefits, & Support	74,783.27	82,904.00	65,278.14	87,681.00
Supplies & Materials	3,416.89	4,700.00	2,818.76	4,700.00
Maintenance & Repair	5,682.62	8,000.00	4,202.48	19,200.00
Contractual Services	23,306.37	28,000.00	18,682.31	26,498.00
Utilities	17,118.49	18,000.00	13,703.50	17,966.00
Other Expenses	134,313.83	72,900.00	166,887.17	131,615.00
Capital	1,428.38	-	-	-
Other Uses	72,076.04	135,000.00	90,610.28	400,000.00
Debt Service	0	0	0	0
Total	**332,125.89**	**349,504.00**	**362,182.64**	**687,660.00**
	$ -	$ -	$ -	$ -

Highlights - Variances of 10% (FY2022 Projected/FY2023)
Increases:
Fuel and Lubricants - Increase for fuel cost
Prof. Services- Lochner paid in Capital
Insurance and Bonds- Increase of property values 5.84% with additional Increase in property insurance 5.4% with additional 6% increase for FY23 Budget.
Facility Maintaince - Replace hanger lights to LED $10,000
AV and Jet Fuel - expected to increase in sales
Capital - T-Hanger project $265,000
Decreases:
Computer Software - Decrease in current need

Staffing Levels	FY2021 Actual	FY2022 Adopted Budget	FY2022 Current Budget	FY2023 Proposed Budget
Airport Manager	1	1	1	1
DEPARTMENT TOTAL	**1**	**1**	**1**	**1**

Airport

Account	Account Name	FY2021 Actual	FY2022 Budget	As of 7/31/2022 Actual	Estimated FY2022 Actual	Proposed FY2023 Budget
Airport Revenues						
100-160-4200-160	Grant Revenue	1,285.00	120,000.00	-	-	120,000.00
100-160-4201-160	Grant Revenue -CARES	43,000.00	-	-	-	-
100-160-4400-160	Land Lease at Airport	12,567.04	15,000.00	21,767.04	26,120.45	22,000.00
100-160-4410-160	Airport Land Lease - City	9,700.00	9,700.00	7,275.33	8,730.40	9,700.00
100-160-4500-160	Airport Hangar Rentals	64,474.81	60,120.00	47,994.67	57,593.60	60,120.00
100-160-4540-160	Sale of Jet Fuel	54,612.36	25,000.00	117,720.52	141,264.62	70,000.00
100-160-4550-160	Sale of Aviation Gas	83,774.59	60,000.00	84,760.61	101,712.73	85,000.00
100-160-4560-160	Sale of Pilot Supplies	1,150.20	500.00	653.92	784.70	500.00
100-160-4800-160	Miscellaneous Income	-	-	7.50	9.00	-
100-160-4820-160	Airport Sale of Property	34,878.00	30,000.00	-	-	30,000.00
Total Airport Revenues		**$ 305,442.00**	**$ 320,320.00**	**$ 280,179.59**	**$ 336,215.51**	**$ 397,320.00**
Airport Expenditures						
100-160-5010-160	Airport Salaries	36,340.30	36,775.00	29,925.80	35,910.96	38,614.00
100-160-5020-160	Airport Overtime	1,059.99	900.00	2,216.72	2,660.06	900.00
100-160-5030-160	Airport Part Time	20,194.20	26,700.00	19,030.31	22,836.37	28,704.00
100-160-5070-160	Availability Allowance	360.00	360.00	300.00	360.00	360.00
100-160-5170-160	Airport Social Security	4,376.05	4,925.00	3,937.67	4,725.20	5,219.00
100-160-5180-160	Airport Retirement	1,184.41	1,583.00	1,351.30	1,621.56	2,055.00
100-160-5190-160	Airport Health Insurance	7,065.84	7,553.00	5,999.40	7,199.28	7,553.00
100-160-5210-160	Airport Workers Compensation	2,605.51	2,820.00	2,069.90	2,483.88	2,988.00
100-160-5260-160	Airport Professional Services	10,650.51	15,000.00	8,553.36	10,264.03	9,575.00
100-160-5300-160	Airport Insurance & Bonds	12,655.86	13,000.00	10,128.95	12,154.74	16,923.00
100-160-5320-160	Airport Facility Maintenance	3,412.47	5,000.00	3,502.31	4,202.77	15,000.00
100-160-5330-160	Airport Equipment Maintenance	2,270.15	3,000.00	700.17	840.20	4,200.00
100-160-5360-160	Membership/Training/Travel	934.67	500.00	-	-	500.00
100-160-5380-160	Airport Uniforms	662.30	788.00	447.04	536.45	788.00
100-160-5460-160	Cost of Av Gas Sold	86,743.51	50,000.00	70,348.58	84,418.30	71,000.00
100-160-5470-160	Cost of Jet Fuel Sold	46,453.67	20,000.00	94,908.03	113,889.64	58,000.00
100-160-5480-160	Cost of Pilot Supplies	1,043.97	700.00	622.09	746.51	700.00
100-160-5530-160	Airport Fuels/Lubricants	1,116.65	2,000.00	1,421.93	1,706.32	2,000.00
100-160-5590-160	Airport General Supplies	2,372.92	4,000.00	2,196.67	2,636.00	4,000.00
100-160-5700-160	Airport Computer/Software	-	900.00	208.63	250.36	615.00
100-160-5810-998	Airport Construction	1,428.38	-	-	-	-
100-160-6300-160	Airport Electricity	11,813.61	12,000.00	9,302.00	11,162.40	12,686.00
100-160-6350-160	Airport Phones	5,304.88	6,000.00	4,401.50	5,281.80	5,280.00
Total Airport Expenditures		**$ 260,049.85**	**$ 214,504.00**	**$ 271,572.36**	**$ 325,886.83**	**$ 287,660.00**
Airport Other Sources						
100-000-3316-000	Transfer fm Street >Land	5,660.00	5,660.00	4,245.03	5,660.00	5,660.00
Total Airport Other Sources		**$ 5,660.00**	**$ 5,660.00**	**$ 4,245.03**	**$ 5,660.00**	**$ 5,660.00**
Airport Other Uses						
100-000-3285-160	Trns to Capital Improvement	72,076.04	135,000.00	90,610.28	108,732.34	400,000.00
Total Airport Other Uses		**$ 72,076.04**	**$ 135,000.00**	**$ 90,610.28**	**$ 108,732.34**	**$ 400,000.00**
EXCESS (SHORTFALL) OF REVENUES OVER EXPENSES		(21,023.89)	(23,524.00)	(77,758.02)	(92,743.66)	(284,680.00)

Airport	
Health Insurance Rate	7,552.68
Work Comp Rate	4.38%
Retirement Rate	5.20%

Payroll Detail

FTE	#	FY2022	FY2023 Budgeted	Availability Allowance	Social Security	Retirement	Insurance	Work Comp	Total Salary & Benefits
Graves, Charles	1	36,774.40	$ 38,613.12	360	2,954.00	2,008.00	7,553.00	1,692.00	**$ 53,180.12**
	0		$ -						
	1.00	36,774.40	38,613.12	360.00	2,954.00	2,008.00	7,553.00	1,692.00	**$ 53,180.12**
Overtime			900.00		46	2392	28704		
Part Time & Seasonal			28,704.00						
Total Salaries		36,774.40	68,217.12						

		Department Request	
Airport Revenues		Amount	Justification & Supporting Information
100-160-4200-160	Grant Revenue	120,000.00	NPE 2018-
100-160-4201-160	Grant Revenue -CARES		
100-160-4400-160	Land Lease at Airport	22,000.00	increase in land lease
100-160-4410-160	Airport Land Lease - City	9,700.00	
100-160-4500-160	Airport Hangar Rentals	60,120.00	
100-160-4540-160	Sale of Jet Fuel	70,000.00	
100-160-4550-160	Sale of Aviation Gas	85,000.00	
100-160-4560-160	Sale of Pilot Supplies	500.00	5 Year Historical
100-160-4800-160	Miscellaneous Income		
100-160-4820-160	Airport Sale of Property	30,000.00	Timber Sales
		397,320.00	

Airport Expenditures		Amount	Justification & Supporting Information
100-160-5010-160	Airport Salaries	38,614.00	
100-160-5020-160	Airport Overtime	900.00	
100-160-5030-160	Airport Part Time	28,704.00	John works 20 , Jason 26 hours
100-160-5070-160	Availability Allowance	360.00	
100-160-5170-160	Airport Social Security	5,219.00	
100-160-5180-160	Airport Retirement	2,055.00	
100-160-5190-160	Airport Health Insurance	7,553.00	
100-160-5210-160	Airport Workers Compensation	2,988.00	
100-160-5260-160	Airport Professional Services	9,575.00	Pest Control $500, Precision Line Test $500, Fire Inspection $350, DNR permit $2800, Stormwater Testing $1200, QT Annual Agreement $1425, Stronghold $1300, AED $500, Floor wax $1,000
100-160-5300-160	Airport Insurance & Bonds	16,923.00	Property Ins Incl 6%
100-160-5320-160	Airport Facility Maintenance	15,000.00	replacement of hanger lights to led $10,000
100-160-5330-160	Airport Equipment Maintenance	4,200.00	annual maintenance on fuel truck and tanks $1200
100-160-5360-160	Membership/Training/Travel	500.00	
100-160-5380-160	Airport Uniforms	788.00	
100-160-5460-160	Cost of Av Gas Sold	71,000.00	
100-160-5470-160	Cost of Jet Fuel Sold	58,000.00	
100-160-5480-160	Cost of Pilot Supplies	700.00	
100-160-5530-160	Airport Fuels/Lubricants	2,000.00	
100-160-5590-160	Airport General Supplies	4,000.00	
100-160-5700-160	Airport Computer/Software	615.00	Firewall $195.59, Office 365 $237.53, Cyber Software $181.86
100-160-6300-160	Airport Electricity	12,686.00	7.38% over actual FY21 -due to increase from recent rate case
100-160-6350-160	Airport Phones	5,280.00	
		287,660.00	

Airport Other Sources		Amount	Justification & Supporting Information
100-000-3316-000	Transfer fm Street >Land	5,660.00	

Airport Other Uses		Amount	Justification & Supporting Information
100-000-3285-160	Trns to Capital Improvement	400,000.00	Taxiway construction-cost share $16,000

Public Safety Tax

David Kennedy
City Manager
D.kennedy@neoshomo.org

On June 2, 2020, the voters of the City of Neosho approved an additional 1/2% city general sales tax under RSMo 94.510. The tax will go towards increasing salaries for our emergency services personnel to hire and retain qualified employees and for Capital Purchases for Police and Fire. Emergency Management services capital projects will also be funded through this public safety tax.

Revenue Category	FY2021 Actual	FY2022 Adopted Budget	FY2022 Current YTD Actuals	FY2023 Proposed Budget
Taxes	1,446,403.55	1,336,571.00	1,309,355.72	1,376,668.00
Intergovernmental	-	-	-	-
Licenses & Permits	-	-	-	-
Charges for Services	-	-	-	-
Fines & Forefeitures	-	-	-	-
Miscellaneous	1,274.25	500.00	1,753.20	500.00
Other Sources	-	-	-	-
	-	-	-	-
	0	0	0	0
Total	**1,447,677.80**	**1,337,071.00**	**1,311,108.92**	**1,377,168.00**
	$ -	$ -	$ -	$ -

Expense Category	FY2021 Actual	FY2022 Adopted Budget	FY2022 Current YTD Actuals	FY2023 Proposed Budget
Salaries, Benefits, & Support	-	-	-	-
Supplies & Materials	-	-	-	-
Maintenance & Repair	-	-	-	-
Contractual Services	-	-	-	-
Utilities	-	-	-	-
Other Expenses	-	-	-	-
Capital	-	-	-	-
Other Uses	622,400.11	1,565,663.00	908,030.00	665,619.00
Debt Service	0	0	0	0
Total	**622,400.11**	**1,565,663.00**	**908,030.00**	**665,619.00**
	$ -	$ -	$ -	$ -

Highlights - Variances of 10% (FY2022 Projected/FY2023)

Increases:

Decreases:

Staffing Levels	FY2021 Actual	FY2022 Adopted Budget	FY2022 Current Budget	FY2023 Proposed Budget
No FTE				
DEPARTMENT TOTAL	**0**	**0**	**0**	**0**

Public Safety Tax

Account	Account Name	FY2021 Actual	FY2022 Budget	As of 7/31/2022 Actual	Estimated FY2022 Actual	Proposed FY2023 Budget
Public Safety Tax Revenues						
100-199-4031-199	Public Safety Tax	1,446,403.55	1,336,571.00	1,309,355.72	1,336,571.00	1,376,668.00
100-199-4700-199	Public Safety Interest Earned	1,274.25	500.00	1,753.20	500.00	500.00
Total Public Safety Tax Revenues		**$ 1,447,677.80**	**$ 1,337,071.00**	**$ 1,311,108.92**	**$ 1,337,071.00**	**$ 1,377,168.00**
Public Safety Tax Expenditures						
0	0					-
Total Public Safety Tax Expenditures		**$ -**	**$ -**	**$ -**	**$ -**	**$ -**
Public Safety Tax Other Sources						
0	Transfer from General	-	-	-	-	-
Total Public Safety Tax Other Sources		**$ -**	**$ -**	**$ -**	**$ -**	**$ -**
Public Safety Tax Other Uses						
100-000-3205-000	Transfer to Fire Dept	285,282.22	993,678.00	695,900.00	993,678.00	332,753.00
100-000-3205-120	Trns to Police Department	319,776.94	552,961.00	212,130.00	552,961.00	314,170.00
100-000-3205-144	Trns to Emergency Mgmt	17,340.95	19,024.00	-	19,024.00	18,696.00
Total Public Safety Tax Other Uses		**$ 622,400.11**	**$ 1,565,663.00**	**$ 908,030.00**	**$ 1,565,663.00**	**$ 665,619.00**
EXCESS (SHORTFALL) OF REVENUES OVER EXPENSES		825,277.69	(228,592.00)	403,078.92	(228,592.00)	711,549.00
Public Safety Beginning Fund Balance		0	$ -	$ -	0	$ (228,592.00)
Public Safety Fund Balance		0	$ (228,592.00)	$ 403,078.92	$ (228,592.00)	$ 482,957.00

Public Safety Tax	
Health Insurance Rate	7,552.68
Work Comp Rate	-
Retirement Rate	-

Payroll Detail

FTE	#	FY2020	FY2023 Budgeted	Increase	
PoliceDepartment Salaries & Benefits	29.00	1,745,554.00	$ 2,064,466.00	318,912.00	0.18
Fire Department Salaries & Benefits	27.00	1,566,920.00	$ 1,801,463.00	234,543.00	0.15
	56.00	3,312,474.00	3,865,929.00	553,455.00	116,617.00

		Department Request	
Public Safety Tax Revenues		Amount	Justification & Supporting Information
100-199-4031-199	Public Safety Tax	1,376,668.00	
100-199-4700-199	Public Safety Interest Earned	500.00	
		1,377,168.00	

Public Safety Tax Expenditures	Amount	Justification & Supporting Information
	-	

Public Safety Tax Other Sources		Amount	Justification & Supporting Information
	Transfer from General		

Public Safety Tax Other Uses		Amount	Justification & Supporting Information
100-000-3205-000	Transfer to Fire Dept	332,753.00	Radio Payment (5 of 5) $47895, bunker gear dryer$4502/ New washer and dryer for station 1$1500/ New Air Compressoer for Station 2 $1650 / Treadmill for station 2$725/ Freeweight set for each station1$2401/ weights for each station $1750, Fire Marshall Vehicle Replacement $35,000, Inuslate Station 2 $10,000, Radio Towers 50% split Police $201,317, ARPA grant purchase $40,000? May combine into truck purchase, Fire hose $4,000
100-000-3205-120	Trns to Police Department	314,170.00	Radio Payment (5 of 5)29 Red Dot Vortex Sparc sights with mounts $4350.00, 27 Stinger "2020" flashlights and Belt holders $4196Patrol Cars 2 Dodge Charger $60,000 Radio Towers 50% split with Fire $201,317, DJI Matrice 30T Drone $15,665, Balance Computers $37,069.90
100-000-3205-144	Trns to Emergency Mgmt	18,696.00	
		26,811.50	

IOOF Cemetery

Cheyenne Wright
City Clerk
Cwright@neoshomo.org

The Neosho IOOF Cemetery was developed as a community cemetery in 1855. In recent years, the cemetery had become difficult to maintain by the Neosho IOOF Board due to financial and employment difficulties. The City of Neosho accepted the IOOF Cemetery on November 5th, 2019 per Missouri State Legislateive actions, ultimately stating local political subdivisions must assure the continued presence, care, and upkeep of its cemeteries

Revenue Category	FY2021 Actual	FY2022 Adopted Budget	FY2022 Current YTD Actuals	FY2023 Proposed Budget
Taxes	-	-	-	-
Intergovernmental	-	-	-	-
Licenses & Permits	-	-	-	-
Charges for Services	48,700.00	40,000.00	44,300.00	48,000.00
Fines & Forefeitures	-	-	-	-
Miscellaneous	131,316.38	4,000.00	4,398.50	3,500.00
Other Sources	-	-	-	-
	-	-	-	-
	0	0	0	0
Total	**180,016.38**	**44,000.00**	**48,698.50**	**51,500.00**
	$ -	$ -	$ -	$ -

Expense Category	FY2021 Actual	FY2022 Adopted Budget	FY2022 Current YTD Actuals	FY2023 Proposed Budget
Salaries, Benefits, & Support	-	-	-	-
Supplies & Materials	128.99	2,000.00	-	500.00
Maintenance & Repair	1,794.17	19,500.00	6,874.22	15,700.00
Contractual Services	113,286.66	109,400.00	91,077.19	109,430.00
Utilities	505.83	500.00	348.58	543.00
Other Expenses	-	200.00	-	400.00
Capital	-	-	-	-
Other Uses	-	-	-	81,000.00
Debt Service	0	0	0	0
Total	**115,715.65**	**131,600.00**	**98,299.99**	**207,573.00**
	$ -	$ -	$ -	$ (13,821.00)

Highlights - Variances of 10% (FY2022 Projected/FY2023)

Increases:

Fuel and Lubricants - Increase for fuel cost

Other Uses - Included in the FY23 budget is $50,000 for road repairs in the cemetery. New Software $21,000, Repair Porch $10,000

Insurance and Bonds- Increase of property values 5.84% with additional Increase in property insurance 5.4% with additional 6% increase for FY23 Budget.

Decreases:

Staffing Levels	FY2021 Actual	FY2022 Adopted Budget	FY2022 Current Budget	FY2023 Proposed Budget
NO FTE				
DEPARTMENT TOTAL	**0**	**0**	**0**	**0**

IOOF Cemetery

Account	Account Name	FY2021 Actual	FY2022 Budget	As of 7/31/2022 Actual	Estimated FY2022 Actual	Proposed FY2023 Budget
IOOF Cemetery Revenues						
100-204-4420-204	Plot Sales	20,150.00	15,000.00	20,150.00	24,180.00	20,000.00
100-204-4524-204	Burial Fees	28,550.00	25,000.00	24,150.00	28,980.00	28,000.00
100-204-4700-204	Interest Earned	-	-	-	-	-
100-204-4800-204	Cemetery Miscellaneous Revenue	126,454.64	500.00	474.00	474.00	-
100-204-4990-204	Cemetery Donations	4,861.74	3,500.00	3,924.50	4,709.40	3,500.00
Total IOOF Cemetery Revenues		**$ 180,016.38**	**$ 44,000.00**	**$ 48,698.50**	**$ 58,343.40**	**$ 51,500.00**
IOOF Cemetery Expenditures						
100-204-5010-204	IOOF Salaries	-	-	-	-	10,500.00
100-204-5020-204	IOOF Overtime	-	-	-	-	-
100-204-5030-204	IOOF Part Time	-	-	-	-	-
100-204-5070-204	Availability Allowance	-	-	-	-	-
100-204-5170-204	IOOF Social Security	-	-	-	-	804.00
100-204-5180-204	IOOF Retirement	-	-	-	-	546.00
100-204-5190-204	IOOF Health Insurance	-	-	-	-	1,511.00
100-204-5210-204	IOOF Workers Compensation	-	-	-	-	460.00
100-204-5260-204	I.O.O.F. Professional Services	91,758.43	88,500.00	73,569.82	88,283.78	88,500.00
100-204-5262-204	I.O.O.F. Burial Costs	20,680.00	20,000.00	16,845.00	20,214.00	20,000.00
100-204-5300-204	Cemetery Insurance & Bonds	848.23	900.00	662.37	900.00	930.00
100-204-5320-204	Cemetery Facility Maintenance	625.22	5,000.00	13.08	15.70	5,000.00
100-204-5325-204	Grounds Maintenance	740.95	14,000.00	5,743.82	6,892.58	10,200.00
100-204-5330-204	Cemetery Equipment Maintenance	428.00	500.00	1,117.32	1,340.78	500.00
100-204-5530-204	Cemetery Fuels/Lubricants	-	200.00	-	-	400.00
100-204-5590-204	General Supplies	128.99	2,000.00	-	-	500.00
100-204-6300-204	I.O.O.F. Electricity Costs	505.83	500.00	348.58	418.30	543.00
Total IOOF Cemetery Expenditures		**$ 115,715.65**	**$ 131,600.00**	**$ 98,299.99**	**$ 118,065.14**	**$ 140,394.00**
IOOF Cemetery Other Sources						
0	0					-
Total IOOF Cemetery Other Sources		**$ -**	**$ -**	**$ -**	**$ -**	**$ -**
IOOF Cemetery Other Uses						
100-000-3285-204	Transfer to Capital Improvement					81,000.00
Total IOOF Cemetery Other Uses		**$ -**	**$ -**	**$ -**	**$ -**	**$ 81,000.00**
EXCESS (SHORTFALL) OF REVENUES OVER EXPENSES		64,300.73	(87,600.00)	(49,601.49)	(59,721.74)	(169,894.00)

I.O.O.F. Cemetery	
Health Insurance Rate	7,552.68
Work Comp Rate	4.38%
Retirement Rate	5.20%

Payroll Detail

FTE	#	FY2022	FY2023 Budgeted	Availability Allowance	Social Security	Retirement	Insurance	Work Comp	Total Salary & Benefits
Wright, Cheyenne	0.2	10,000.00	$ 10,500.00		804.00	546.00	1,511.00	460.00	**$ 13,821.00**
	0.20	10,000.00	10,500.00	-	804.00	546.00	1,511.00	460.00	**$ 13,821.00**

Overtime		
Part Time & Seasonal		
Total Salaries	10,000.00	10,500.00

		Department Request	
I.O.O.F. Cemetery Revenues		Amount	Justification & Supporting Information
100-204-4420-204	Plot Sales	20,000.00	
100-204-4524-204	Burial Fees	28,000.00	
100-204-4700-204	Interest Earned		
100-204-4800-204	Cemetery Miscellaneous Revenue		
100-204-4990-204	Cemetery Donations	3,500.00	
		51,500.00	

I.O.O.F. Cemetery Expenditures		Amount	Justification & Supporting Information
100-204-5010-204	IOOF Salaries	10,500.00	
100-204-5020-204	IOOF Overtime	-	
100-204-5030-204	IOOF Part Time	-	
100-204-5070-204	Availability Allowance	-	
100-204-5170-204	IOOF Social Security	804.00	
100-204-5180-204	IOOF Retirement	546.00	
100-204-5190-204	IOOF Health Insurance	1,511.00	
100-204-5210-204	IOOF Workers Compensation	460.00	
100-204-5260-204	I.O.O.F. Professional Services	88,500.00	$87000 Groundskeeping; Pest Control; Alarm Monitoring; Recorder Fees
100-204-5262-204	I.O.O.F. Burial Costs	20,000.00	
100-204-5300-204	Cemetery Insurance & Bonds	930.00	Property Ins Incl 6%
100-204-5320-204	Cemetery Facility Maintenance	5,000.00	
100-204-5325-204	Grounds Maintenance	10,200.00	Signage $5,200, Tree removal $5,000
100-204-5330-204	Cemetery Equipment Maintenance	500.00	
100-204-5530-204	Cemetery Fuels/Lubricants	400.00	
100-204-5590-204	General Supplies	500.00	
100-204-6300-204	I.O.O.F. Electricity Costs	543.00	7.38% over actual FY21 -due to increase from recent rate case
		140,394.00	

I.O.O.F. Cemetery Other Sources	Amount	Justification & Supporting Information

I.O.O.F. Cemetery Other Uses		Amount	Justification & Supporting Information
100-000-3285-204	Transfer to Capital Improvement	50,000.00	Cemetery Roads
		21,000.00	Cemetery Software
		10,000.00	Fix the Cemetery Porch $10,000

Fire Department

Aaron Houk
Fire Chief
ahouk@neoshomo.org

The Fire Department's mission is to assist the citizens of Neosho through prevention, planning, education and action. The Fire Department is funded by a 1/4 of 1% sales tax, a 1/2 of 1% public safety tax, a contract with the Neosho Area Fire Protection District, and the City's General Fund.

Revenue Category	FY2021 Actual	FY2022 Adopted Budget	FY2022 Current YTD Actuals	FY2023 Proposed Budget
Taxes	743,481.86	640,241.00	657,069.74	659,337.00
Intergovernmental	452,534.60	126,089.00	125,638.20	145,864.00
Licenses & Permits	-	-	-	-
Charges for Services	-	-	-	-
Fines & Forefeitures	-	-	-	-
Miscellaneous	4,280.00	-	280.00	-
Other Sources	1,245,361.22	1,951,121.00	1,493,770.00	1,622,544.00
	-	-	-	-
	-	-	-	-
Total	**2,445,657.68**	**2,717,451.00**	**2,276,757.94**	**2,427,745.00**
	$ -	$ -	$ -	$ -

Expense Category	FY2021 Actual	FY2022 Adopted Budget	FY2022 Current YTD Actuals	FY2023 Proposed Budget
Salaries, Benefits, & Support	1,562,448.12	1,747,200.00	1,396,241.58	1,808,579.00
Supplies & Materials	5,815.79	8,500.00	4,893.44	9,300.00
Maintenance & Repair	9,802.92	22,000.00	12,756.85	29,600.00
Contractual Services	46,380.66	59,600.00	43,166.58	80,487.00
Utilities	22,290.95	24,200.00	20,273.83	26,000.00
Other Expenses	26,762.57	48,503.00	28,417.01	62,117.00
Capital	478,662.43	852,015.00	870,280.62	411,662.00
Other Uses	-	-	-	-
Debt Service	-	-	-	-
Total	**2,152,163.44**	**2,762,018.00**	**2,376,029.91**	**2,427,745.00**
	$ (0.00)	$ -	$ -	$ -

Highlights - Variances of 10% (FY2022 Projected/FY2023)

Increases:

Professional Services - New software/maintenance agreement

Insurance and Bonds- Increase of property values 5.84% with additional Increase in property insurance 5.4% with additional 6% increase for FY23 Budget.

Facility Maintenance- Increase $3,000 based on current need

Equipment Maint. - Ladder truck 20% increase in maintenance cost

Decreases:

Fuels/Lubricants- Decrease $3,000 based on current need

Staffing Levels	FY2021 Actual	FY2022 Adopted Budget	FY2022 Current Budget	FY2023 Proposed Budget
Fire Chief	1	1	1	1
Battalion Chief	3	3	3	3
Captain	3	3	3	3
Fire Marshall	1	1	1	1
Engineer	12	12	12	12
Firefighter	6	6	6	6
Administrative Assistant	1	1	1	1
DEPARTMENT TOTAL	**27**	**27**	**27**	**27**

Fire Department

Account	Account Name	FY2021 Actual	FY2022 Budget	As of 7/31/2022 Actual	Estimated FY2022 Actual	Proposed FY2023 Budget
Fire Department Revenues						
130-130-4030-130	Fire Department Sales Tax	743,261.86	639,841.00	656,899.74	788,279.69	659,037.00
130-130-4150-130	Fire Department Fees	220.00	400.00	170.00	204.00	300.00
130-130-4200-130	Grant Revenues	315,010.17	-	-	-	20,000.00
130-130-4201-130	CARES Act	3,560.98	-	-	-	-
130-130-4700-130	Fire Dept Interest Earned	-	-	-	-	-
130-130-4800-130	Fire Department Miscellaneous	260.00	-	280.00	336.00	-
130-130-4820-130	Fire Sale of Property	4,020.00	-	-	-	-
130-130-4850-130	Contract: Fire District	133,963.45	126,089.00	125,638.20	125,638.20	125,864.00
130-130-4990-130	Donations - Fire Dept.	-	-	-	-	-
Total Fire Department Revenues		**$ 1,200,296.46**	**$ 766,330.00**	**$ 782,987.94**	**$ 914,457.89**	**$ 805,201.00**
Fire Department Expenditures						
130-130-5010-130	Fire Dept Salaries	1,018,478.19	1,130,677.00	898,121.68	1,130,677.00	1,186,239.00
130-130-5020-130	Fire Dept Overtime	121,787.65	125,000.00	128,646.57	154,375.88	125,000.00
130-130-5030-130	Fire Dept Part Time	222.00	2,500.00	753.00	903.60	3,500.00
130-130-5070-130	Availability Allowance	1,350.00	1,440.00	900.00	1,080.00	1,440.00
130-130-5170-130	Fire Dept Social Security	81,538.06	96,404.00	75,197.57	96,404.00	100,540.00
130-130-5180-130	Fire Dept Retirement	101,681.52	132,057.00	97,352.73	132,057.00	123,257.00
130-130-5190-130	Fire Dept Health Insurance	186,597.43	203,926.00	155,093.19	203,926.00	203,923.00
130-130-5210-130	Fire Dept Workers Compensation	50,823.27	55,196.00	40,076.84	55,196.00	57,564.00
130-130-5230-130	Physicals	65.52	-	-	-	-
130-130-5260-130	Fire Dept Prof. Services	18,929.13	32,600.00	23,427.80	28,113.36	47,048.00
130-130-5280-130	Central Dispatch	2,114.30	-	-	-	-
130-130-5300-130	Fire Dept Insurance and Bonds	25,271.71	27,000.00	19,738.78	23,686.54	33,439.00
130-130-5320-130	Fire Dept Facility Maintenance	2,798.11	4,000.00	1,583.04	1,899.65	7,000.00
130-130-5330-130	Fire Dept Equipment Maint.	7,004.81	18,000.00	11,173.81	13,408.57	22,600.00
130-130-5360-130	Fire Dept Member/Train/Trvl	(30.00)	-	100.00	120.00	4,716.00
130-130-5380-130	Fire Dept Uniforms	-	-	-	-	-
130-130-5530-130	Fire Dept Fuels/Lubricants	5,692.62	18,000.00	10,419.10	12,502.92	15,000.00
130-130-5540-130	Fire Dept Chemicals	-	500.00	-	-	500.00
130-130-5590-130	Fire Dept General Supplies	5,815.79	8,000.00	4,893.44	5,872.13	8,800.00
130-130-5700-130	Fire Dept Comp., Software	55.51	4,000.00	2,070.32	2,484.38	11,520.00
130-130-6190-130	COVID Expenditures	-	-	-	-	-
130-130-6300-130	Fire Dept Electricity	13,684.61	15,000.00	8,459.06	10,150.87	14,695.00
130-130-6310-130	Fire Dept Heating Fuels	4,330.53	6,200.00	5,379.14	6,454.97	8,000.00
130-130-6350-130	Fire Dept Phones	17,960.42	18,000.00	14,894.69	17,873.63	18,000.00
130-130-6380-130	Lease Purchase Payments	147,901.75	47,895.00	47,697.12	47,697.12	47,895.00
130-130-6390-130	Fire Dept. Minor Equipment	7,329.83	11,503.00	7,468.53	7,468.53	20,902.00
130-130-5361-130	Fire Academy Training	-	-	-	-	2,400.00
Total Fire Department Expenditures		**$ 1,821,402.76**	**$ 1,957,898.00**	**$ 1,553,446.41**	**$ 1,952,352.15**	**$ 2,063,978.00**
Fire Department Other Sources						
130-000-3305-000	Transfer fm Public Safety Fund	285,282.22	993,678.00	695,900.00	993,678.00	332,753.00
130-000-3330-000	Transfer fm General	960,079.00	957,443.00	797,870.00	957,443.00	1,289,791.00
0	0	-	-	-	-	-
Total Fire Department Other Sources		**$ 1,245,361.22**	**$ 1,951,121.00**	**$ 1,493,770.00**	**$ 1,951,121.00**	**$ 1,622,544.00**
Fire Department Other Uses						
130-000-3285-000	Trns to Capital Improvement	330,760.68	804,120.00	822,583.50	804,120.00	363,767.00
130-000-3200-000	Sales Tax to TIF	-	-	-	-	-
Total Fire Department Other Uses		**$ 330,760.68**	**$ 804,120.00**	**$ 822,583.50**	**$ 804,120.00**	**$ 363,767.00**
Change in Fund Balance		293,494.24	(44,567.00)	(99,271.97)	109,106.74	-
Fire Department Beginning Fund Balance"October 1"		**$ 437,984.35**	**$ 731,478.59**	**$ 731,478.59**	**$ 731,478.59**	**$ 840,585.33**
Total Fire Department Funding Sources		**$ 2,883,642.03**	**$ 3,448,929.59**	**$ 3,008,236.53**	**$ 3,597,057.48**	**$ 3,268,330.33**
Total Fire Department Funding Uses		**$ 2,152,163.44**	**$ 2,762,018.00**	**$ 2,376,029.91**	**$ 2,756,472.15**	**$ 2,427,745.00**
Fire Department Beginning Fund Balance"September 30"		**$ 731,478.59**	**$ 686,911.59**	**$ 632,206.62**	**$ 840,585.33**	**$ 840,585.33**

90-Day Reserve	$ 497,116.36
Days reserve	152.18

Fire Sales Tax	
Health Insurance Rate	7,552.68
Work Comp Rate	4.38%
Retirement Rate	9.40%

Payroll Detail

FTE	#	FY2022	FY2023 Budgeted	Availability Allowance	Social Security	Retirement	Insurance	Work Comp	Total Salary & Benefits
Houk, Aaron	1	69,680.00	$ 73,164.00		5,598.00	6,878.00	7,553.00	3,205.00	**$ 96,398.00**
New		33,800.00	$ -		-	-	-	-	**$ -**
Johnston, Lloyd	1	33,800.00	$ 36,955.84		2,828.00	3,474.00	7,553.00	1,619.00	**$ 52,429.84**
Haskett, Roy	1	49,419.76	$ 51,890.75		3,970.00	4,878.00	7,553.00	2,273.00	**$ 70,564.75**
Rogers, John	1	48,315.02	$ 50,730.77	360	3,881.00	4,769.00	7,553.00	2,223.00	**$ 69,516.77**
Maness, Scott	1	45,003.14	$ 47,253.30	360	3,615.00	4,442.00	7,553.00	2,070.00	**$ 65,293.30**
Williams, Derek	1	48,314.76	$ 50,730.50	360	3,881.00	4,769.00	7,553.00	2,222.00	**$ 69,515.50**
Duncan, Timothy	1	45,003.14	$ 47,253.30		3,615.00	4,442.00	7,553.00	2,070.00	**$ 64,933.30**
Solomon, Mark	1	41,755.74	$ 43,843.53		3,355.00	4,122.00	7,553.00	1,921.00	**$ 60,794.53**
Davis, Michael Beau	1	43,899.44	$ 46,094.41	360	3,527.00	4,333.00	7,553.00	2,019.00	**$ 63,886.41**
Powell, Luke	1	41,755.74	$ 43,843.53		3,355.00	4,122.00	7,553.00	1,921.00	**$ 60,794.53**
Bracht, Travis	1	41,755.74	$ 43,843.53		3,355.00	4,122.00	7,553.00	1,921.00	**$ 60,794.53**
Crowder, David Heath	1	40,652.04	$ 42,684.64		3,266.00	4,013.00	7,553.00	1,870.00	**$ 59,386.64**
Pim, Jacob	1	40,652.04	$ 43,843.73		3,355.00	4,122.00	7,553.00	1,921.00	**$ 60,794.73**
Doke, Phillip	1	40,652.04	$ 42,684.64		3,266.00	4,013.00	7,553.00	1,870.00	**$ 59,386.64**
Parsons, Lance	1	43,899.44	$ 46,094.41		3,527.00	4,333.00	7,553.00	2,019.00	**$ 63,526.41**
Burns, Brandon	1	39,547.82	$ 41,525.21		3,177.00	3,904.00	7,553.00	1,819.00	**$ 57,978.21**
McKee, Zachary	1	31,000.06	$ 35,490.00		2,715.00	3,337.00	7,553.00	1,555.00	**$ 50,650.00**
Hendrix, Steven	1	40,652.56	$ 42,685.19		3,266.00	4,013.00	7,553.00	1,870.00	**$ 59,387.19**
Naugle, Lawrence Danny	1	40,652.56	$ 42,685.19		3,266.00	4,013.00	7,553.00	1,870.00	**$ 59,387.19**
Pringle, Shelby	1	36,300.16	$ 39,690.17		3,037.00	3,731.00	7,553.00	1,739.00	**$ 55,750.17**
Sanders, Mark	1	33,800.00	$ 35,490.00		2,715.00	3,337.00	7,553.00	1,555.00	**$ 50,650.00**
Hutchens, Christen	1	39,547.82	$ 41,525.21		3,177.00	3,904.00	7,553.00	1,819.00	**$ 57,978.21**
Tuten, Phillip	1	39,548.08	$ 41,525.48		3,177.00	3,904.00	7,553.00	1,819.00	**$ 57,978.48**
Ridenour, Caleb	1	39,548.08	$ 41,525.48		3,177.00	3,904.00	7,553.00	1,819.00	**$ 57,978.48**
Chapman, Zachary	1	35,196.20	$ 38,115.04		2,916.00	3,583.00	7,553.00	1,670.00	**$ 53,837.04**
Nance, Shawn	1	35,196.20	$ 38,115.04		2,916.00	3,583.00	7,553.00	1,670.00	**$ 53,837.04**
Sanders, Nathan	1	35,195.94	$ 36,955.74		2,828.00	3,474.00	7,553.00	1,619.00	**$ 52,429.74**
	27.00	1,154,543.52	1,186,238.62	1,440.00	90,761.00	111,519.00	203,931.00	51,968.00	**$ 1,645,857.62**

	Current Estimated	Proposed
Overtime	154,375.88	125,000.00
Part Time & Seasonal	903.60	3,000.00
Total Salaries	1,309,823.00	1,314,238.62

Fire Sales Tax Revenues		Department Request	
		Amount	Justification & Supporting Information
130-130-4030-130	Fire Department Sales Tax	659,037.00	
130-130-4150-130	Fire Department Fees	300.00	
130-130-4200-130	Grant Revenues	$20,000	ARPA Grant
130-130-4201-130	CARES Act	-	
130-130-4700-130	Fire Dept Interest Earned		
130-130-4800-130	Fire Department Miscellaneous		
130-130-4820-130	Fire Sale of Property		
130-130-4850-130	Contract: Fire District	125,864.00	Reduced for dispatching fees.
130-130-4990-130	Donations - Fire Dept.		
		805,201.00	

Fire Sales Tax Expenditures		Amount	Justification & Supporting Information
130-130-5010-130	Fire Dept Salaries	1,186,239.00	
130-130-5020-130	Fire Dept Overtime	125,000.00	
130-130-5030-130	Fire Dept Part Time	3,500.00	
130-130-5070-130	Availability Allowance	1,440.00	
130-130-5170-130	Fire Dept Social Security	100,540.00	
130-130-5180-130	Fire Dept Retirement	123,257.00	
130-130-5190-130	Fire Dept Health Insurance	203,923.00	
130-130-5210-130	Fire Dept Workers Compensation	57,564.00	

130-130-5260-130	Fire Dept Prof. Services	47,048.00	Pest Control $920, Airgas Lease $155, Ladder Testing (3 of 3) $1241, Reporting software $9970.25, SCBA Testing $2685, Copier Mtce $650, Annual Sump Pump Mtce $150, BAM unit Mtce $1300, Pump testing $850, Stronghold $14,316, Air Sample Testing $700, AED testing, ,$250, Verizon Air connection $4860, Central Square $1,500, XML export $7,500
130-130-5280-130	Central Dispatch		No longer charged
130-130-5300-130	Fire Dept Insurance and Bonds	33,439.00	Property Ins Incl 6%
130-130-5320-130	Fire Dept Facility Maintenance	7,000.00	
130-130-5330-130	Fire Dept Equipment Maint.	$22,600.00	Truck Maintenance, tires R-4 Motor work, Pump Maintenance, Ladder Maintenance increase 20%
130-130-5360-130	Fire Dept Member/Train/Trvl	4,716.00	SWRFTA training/ office staff training/Swift Water training and Travel, SWRFTA $1716 membership, conferences for swift water
130-130-5380-130	Fire Dept Uniforms		
130-130-5530-130	Fire Dept Fuels/Lubricants	15,000.00	
130-130-5540-130	Fire Dept Chemicals	500.00	
130-130-5590-130	Fire Dept General Supplies	8,800.00	Battery Backup $40/Office supplies 10% increase added
130-130-5700-130	Fire Dept Comp., Software	11,520.00	Firewall $195.59, Office 365 $6,413.20, Cyber Software $4910.10
130-130-6300-130	Fire Dept Electricity	14,695.00	7.38% over actual FY21 -due to increase from recent rate case
130-130-6310-130	Fire Dept Heating Fuels	8,000.00	increased due to actual cost with Spire requested 5.94%-case ongoing
130-130-6350-130	Fire Dept Phones	18,000.00	
130-130-6380-130	Lease Purchase Payments	47,895.00	Radio Payment (5 of 5) $47895
130-130-6390-130	Fire Dept. Minor Equipment	20,902.00	bunker gear dryer$4502/ New washer and dryer for station 1$1500/ New Air Compressor for Station 2 $1650 / Treadmill for station 2$725/ Free-weight set for each station1$2401/ weights for each station $1750
130-130-5361-130	Fire Academy Training	2,400.00	3 trainees
		2,063,978.00	

Fire Sales Tax Other Sources		Amount	Justification & Supporting Information
130-000-3305-000	Transfer fm Public Safety Fund	332,753.00	Fire Hose $4,000, Radio Payment $47,895, Fire Marshall Vehicle Replacement $35,000, Insulate Station 2 $10,000, Radio Towers 50% split Police $201,317, ARPA grant purchase $40,000? May combine into truck purchase, Fire Hose $4,000
130-000-3330-000	Transfer fm General	1,289,791.00	

Fire Sales Tax Other Uses		Amount	Justification & Supporting Information
130-000-3285-000	Trns to Capital Improvement	363,767.00	Towers 50% split Police $201,317, ARPA grant purchase $40,000? May combine into truck purchase, Balance Computers $55,135.23, Station Door 2 replacement $5,595 (revenue from claim recv'd in FY22, Water rescue Boat $12,720. Fire Hose $4,000
130-000-3200-000	Sales Tax to TIF		

Drainage Department

Nate Siler
Public Works Director
Nsiler@neoshomo.org

Storm water Management – The Department maintains the storm sewer system and storm water detention and retention basins and ensures the city complies with the increasingly stringent water quality standards of the EPA, the DNR.

Revenue Category	FY2021 Actual	FY2022 Adopted Budget	FY2022 Current YTD Actuals	FY2023 Proposed Budget
Taxes	445,957.46	384,077.00	394,139.56	395,600.00
Intergovernmental	-	2,500,000.00	-	7,500,000.00
Licenses & Permits	-	-	-	-
Charges for Services	-	-	-	-
Fines & Forfeitures	-	-	-	-
Miscellaneous	3,229.67	2,500.00	2,766.16	14,500.00
Other Sources	-	-	-	794,711.00
	-	-	-	-
	-	-	-	-
Total	**449,187.13**	**2,886,577.00**	**396,905.72**	**8,704,811.00**
	$ -	$ -	$ -	$ -

Expense Category	FY2021 Actual	FY2022 Adopted Budget	FY2022 Current YTD Actuals	FY2023 Proposed Budget
Salaries, Benefits, & Support	100,579.22	115,913.00	95,073.90	132,923.00
Supplies & Materials	36.00	-	-	-
Maintenance & Repair	10,637.43	35,000.00	10,756.10	35,000.00
Contractual Services	9,173.50	13,150.00	966.09	14,650.00
Utilities	-	-	-	-
Other Expenses	5,857.40	6,500.00	6,215.94	7,500.00
Capital	147,947.88	2,762,629.00	112,221.98	8,983,743.00
Other Uses	-	4,532.00	-	-
Debt Service	-	-	-	-
Total	**274,231.43**	**2,937,724.00**	**225,234.01**	**9,173,816.00**
	$ -	$ -	$ -	$ -

Highlights - Variances of 10% (FY2022 Projected/FY2023)
Increases:
Capital - DED project on Stratford and Freeman**,** DNR Grant with cost share $6,329,114
Salaries and Benefits- Increase in base salaries
Fuel and Lubricants - Increase for fuel cost
Decreases:
Uniforms - Decrease $250 based on need

Staffing Levels	FY2021 Actual	FY2022 Adopted Budget	FY2022 Current Budget	FY2023 Proposed Budget
Drainage Foreman	1	1	1	1
Drainage Maintenance	1	1	1	1
DEPARTMENT TOTAL	**2**	**2**	**2**	**2**

Drainage Department

Account	Account Name	FY2021 Actual	FY2022 Budget	As of 7/31/2022 Actual	Estimated FY2022 Actual	Proposed FY2023 Budget
Drainage Department Revenues						
170-990-4030-990	Sales Tax Drainage	445,957.46	384,077.00	394,139.56	472,967.47	395,600.00
170-990-4200-990	Grant Revenue	-	2,500,000.00	-	-	7,500,000.00
170-990-4660-990	FEMA Revenues	159.29	-	-	-	-
170-990-4700-990	Interest Earned-Drainage Fund	2,812.38	2,500.00	2,766.16	3,319.39	2,500.00
170-990-4800-990	Drainage Miscellaneous	-	-	-	-	-
170-990-4820-990	Sale of Drainage Property	258.00	-	-	-	12,000.00
Total Drainage Department Revenues		**$ 449,187.13**	**$ 2,886,577.00**	**$ 396,905.72**	**$ 476,286.86**	**$ 7,910,100.00**
Drainage Department Expenditures						
170-990-5010-990	Drainage Salaries	65,954.65	69,680.00	59,433.09	71,319.71	81,850.00
170-990-5020-990	Drainage Overtime	4,751.11	5,500.00	3,667.88	4,401.46	5,500.00
170-990-5030-990	Drainage Part Time	2,992.00	10,000.00	7,445.15	8,934.18	12,000.00
170-990-5070-990	Availability Allowance	-	721.00	-	-	721.00
170-990-5170-990	Drainage Social Security	5,584.12	6,517.00	5,340.13	6,408.16	7,601.00
170-990-5180-990	Drainage Retirement	2,119.60	3,158.00	2,550.70	3,060.84	4,543.00
170-990-5190-990	Drainage Health Insurance	14,131.68	15,106.00	12,598.74	15,118.49	15,106.00
170-990-5210-990	Drainage Workers Compensation	3,674.31	3,731.00	2,975.31	3,570.37	4,352.00
170-990-5260-990	Drainage Professional Services	8,944.50	12,750.00	737.09	884.51	14,250.00
170-990-5300-990	Drainage Insurance & Bonds	229.00	400.00	229.00	400.00	400.00
170-990-5330-990	Drainage Equipment Maintenance	8,330.16	15,000.00	7,214.18	8,657.02	15,000.00
170-990-5380-990	Drainage Uniforms	1,371.75	1,500.00	1,062.90	1,275.48	1,250.00
170-990-5530-990	Drainage Fuels/Lubricants	5,857.40	6,500.00	6,215.94	7,459.13	7,500.00
170-990-5590-990	Drainage General Supplies	36.00	-	-	-	-
170-990-5640-990	Drainage Maintenance	2,307.27	20,000.00	3,541.92	4,250.30	20,000.00
170-990-5790-990	Drainage Capital	-	-	-	-	
170-990-6380-990	Lease Purchase Payments	2,617.90	2,629.00	2,617.90	3,141.48	2,629.00
Total Drainage Department Expenditures		**$ 128,901.45**	**$ 173,192.00**	**$ 115,629.93**	**$ 138,881.12**	**$ 192,702.00**
Drainage Department Other Sources						
NEW	Transfer fm ARPA					794,711.00
Total Drainage Department Other Sources		**$ -**	**$ -**	**$ -**	**$ -**	**$ 794,711.00**
Drainage Department Other Uses						
170-000-3200-000	Sales Tax to TIF	-	4,532.00	-	4,532.00	-
170-000-3276-000	Transfer to 2016 DS	-	-	-	-	-
170-000-3285-000	Trns to Capital Improvement	145,329.98	2,760,000.00	109,604.08	124,000.00	8,981,114.00
Total Drainage Department Other Uses		**$ 145,329.98**	**$ 2,764,532.00**	**$ 109,604.08**	**$ 128,532.00**	**$ 8,981,114.00**
Change in Fund Balance		174,955.70	(51,147.00)	171,671.71	208,873.75	(469,005.00)
Drainage Department Beginning Fund Balance"October 1"		**$ 732,243.86**	**$ 907,199.56**	**$ 907,199.56**	**$ 907,199.56**	**$ 1,116,073.31**
Total Drainage Department Funding Sources		**$ 1,181,430.99**	**$ 3,793,776.56**	**$ 1,304,105.28**	**$ 1,383,486.42**	**$ 9,820,884.31**
Total Drainage Department Funding Uses		**$ 274,231.43**	**$ 2,937,724.00**	**$ 225,234.01**	**$ 267,413.12**	**$ 9,173,816.00**
Drainage Department Beginning Fund Balance"September 30"		**$ 907,199.56**	**$ 856,052.56**	**$ 1,078,871.27**	**$ 1,116,073.31**	**$ 647,068.31**

90-Day Reserve	$ 47,515.56
Days reserve	1,225.62

Drainage Sales Tax	
Health Insurance Rate	7,552.68
Work Comp Rate	4.38%
Retirement Rate	5.20%

Payroll Detail

FTE	#	FY2022	FY2023 Budgeted	Availability Allowance	Social Security	Retirement	Insurance	Work Comp	Total Salary & Benefits
Noah, Ethan	1	38,480.00	$ 46,305.00	360	3,543.00	2,408.00	7,553.00	2,029.00	**$ 62,198.00**
Wright, Dylan	1	31,200.00	$ 35,544.60	361	2,720.00	1,849.00	7,553.00	1,557.00	**$ 49,584.60**
	2.00	69,680.00	81,849.60	721.00	6,263.00	4,257.00	15,106.00	3,586.00	**$ 111,782.60**

Overtime	4,401.46	5,500.00
Part Time & Seasonal	10,000.00	12,000.00
Total Salaries	84,081.46	99,349.60

Drainage Sales Tax Revenues		Department Request: Amount	Justification & Supporting Information
170-990-4030-990	Sales Tax Drainage	395,600.00	
170-990-4200-990	Grant Revenue	7,500,000.00	DED Stormwater $2,500,000, DNR ARPA Grant Revenue $5,000,000
170-990-4660-990	FEMA Revenues		
170-990-4700-990	Interest Earned-Drainage Fund	2,500.00	5 Year Historical
170-990-4800-990	Drainage Miscellaneous		
170-990-4820-990	Sale of Drainage Property	12,000.00	Sale of boom mower
		7,910,100.00	

Drainage Sales Tax Expenditures		Amount	Justification & Supporting Information
170-990-5010-990	Drainage Salaries	81,850.00	
170-990-5020-990	Drainage Overtime	5,500.00	
170-990-5030-990	Drainage Part Time	12,000.00	Seasonal employees during leaf pickup and mowing, add $2,000 for MW
170-990-5070-990	Availability Allowance	721.00	
170-990-5170-990	Drainage Social Security	7,601.00	
170-990-5180-990	Drainage Retirement	4,543.00	
170-990-5190-990	Drainage Health Insurance	15,106.00	
170-990-5210-990	Drainage Workers Compensation	4,352.00	
170-990-5260-990	Drainage Professional Services	14,250.00	As needed engineering for various on call flooding issues $10,000, Stronghold 250 Storage Building Engineered Footings $4,000
170-990-5300-990	Drainage Insurance & Bonds	400.00	bonds only
170-990-5330-990	Drainage Equipment Maintenance	15,000.00	Used for heavy equipment and service truck maintenance and repair
170-990-5380-990	Drainage Uniforms	1,250.00	$1,250 for jeans, boots, coat, vest and hat allowance
170-990-5530-990	Drainage Fuels/Lubricants	7,500.00	increase for fuel cost
170-990-5590-990	Drainage General Supplies		
170-990-5640-990	Drainage Maintenance	20,000.00	
170-990-6380-990	Lease Purchase Payments	2,629.00	Radio Payment (5 of 5)
		192,702.00	

Drainage Sales Tax Other Sources		Amount	Justification & Supporting Information
NEW	Transfer fm ARPA	794,711.00	ARPA transfer for cost share DNR grant

Drainage Sales Tax Other Uses		Amount	Justification & Supporting Information
170-000-3200-000	Sales Tax to TIF		
170-000-3276-000	Transfer to 2016 DS		
170-000-3285-000	Trns to Capital Improvement	8,981,114.00	Stratford & Freeman Street (DED project) $2,652,000, DNR ARPA Cost Share $6,329,113.94

Senior Center

David Kennedy
City Manager
D.kennedy@neoshomo.org

The Neosho Senior Center is available for the senior citizens to come for fellowship and have a nutritious lunch, play pool, dominos, bridge, exercise and enjoy other activities.

Revenue Category	FY2021 Actual	FY2022 Adopted Budget	FY2022 Current YTD Actuals	FY2023 Proposed Budget
Taxes	185,815.44	160,033.00	164,224.68	164,834.00
Intergovernmental	200.00	-	-	-
Licenses & Permits	-	-	-	-
Charges for Services	-	-	-	-
Fines & Forfeitures	-	-	-	-
Miscellaneous	404.72	3,000.00	532.78	400.00
Other Sources	-	40,000.00	33,330.00	40,000.00
	-	-	-	-
	-	-	-	-
Total	**186,420.16**	**203,033.00**	**198,087.46**	**205,234.00**
	$ -	$ -	$ -	$ -

Expense Category	FY2021 Actual	FY2022 Adopted Budget	FY2022 Current YTD Actuals	FY2023 Proposed Budget
Salaries, Benefits, & Support	6,150.55	7,728.00	4,109.85	8,242.00
Supplies & Materials	1,205.32	1,000.00	352.79	1,000.00
Maintenance & Repair	3,280.76	12,500.00	13,253.75	12,500.00
Contractual Services	7,648.22	10,680.00	9,010.52	11,461.00
Utilities	25,967.65	32,260.00	21,899.89	27,603.00
Other Expenses	269.77	4,500.00	2,145.96	3,500.00
Capital	-	-	-	-
Other Uses	14,600.00	40,000.00	33,330.00	190,000.00
Debt Service	54,223.45	54,660.00	51,584.99	53,680.00
Total	**113,345.72**	**163,328.00**	**135,687.75**	**307,986.00**
	$ -	$ -	$ -	$ -

Highlights - Variances of 10% (FY2022 Projected/FY2023)

Increases:

Insurance and Bonds- Increase of property values 5.84% with additional Increase in property insurance 5.4% with additional 6% increase for FY23 Budget.

Activity/Event - $500 increase

Decreases:

Comp., Software - Decrease $1,500 current need

Electricity- Changed out to LED FY21 $4,657

Staffing Levels	FY2021 Actual	FY2022 Adopted Budget	FY2022 Current Budget	FY2023 Proposed Budget
No FTE	0	0	0	0
DEPARTMENT TOTAL	**0**	**0**	**0**	**0**

Senior Center

Account	Account Name	FY2021 Actual	FY2022 Budget	As of 7/31/2022 Actual	Estimated FY2022 Actual	Proposed FY2023 Budget
Senior Center Revenues						
175-175-4030-175	Sales Tax - 1/16-Cent	185,815.44	160,033.00	164,224.68	197,069.62	164,834.00
175-175-4201-175	CARES Act	200.00	-	-	-	-
175-175-4700-175	Interest Earned-Senior Center	404.72	3,000.00	532.78	639.34	400.00
175-175-4800-175	Senior Center Miscellaneous	-	-	-	-	-
175-175-4820-175	Sale of Property	-	-	-	-	-
Total Senior Center Revenues		**$ 186,420.16**	**$ 163,033.00**	**$ 164,757.46**	**$ 197,708.95**	**$ 165,234.00**
Senior Center Expenditures						
175-175-5010-175	Senior Center Salaries	4,385.61	4,914.00	3,087.56	3,705.07	5,242.00
175-175-5020-175	Senior Center Overtime	20.49	500.00	76.07	91.28	500.00
175-175-5170-175	Senior Center Social Security	325.14	415.00	241.90	290.28	440.00
175-175-5180-175	Senior Center Retirement	141.98	228.00	53.22	63.86	299.00
175-175-5190-175	Senior Center Health Insurance	1,069.17	1,133.00	467.93	561.52	1,209.00
175-175-5210-175	Senior Center Workers Comp.	208.16	238.00	165.17	198.20	252.00
175-175-5260-175	Senior Center Prof. Services	3,769.95	6,580.00	5,981.58	7,177.90	6,580.00
175-175-5300-175	Senior Center Ins. & Bonds	3,878.27	4,100.00	3,028.94	3,634.73	4,881.00
175-175-5320-175	Senior Center Facility Maint.	3,280.76	12,000.00	12,758.75	15,310.50	12,000.00
175-175-5330-175	Senior Center Equipment Maint.	-	500.00	495.00	594.00	500.00
175-175-5360-175	Senior Center Memb/Train/Trvl	-	300.00	18.00	21.60	300.00
175-175-5590-175	Senior Center General Supplies	1,205.32	1,000.00	352.79	423.35	1,000.00
175-175-5610-175	Senior Center Activity/Event	269.77	2,500.00	519.96	623.95	3,000.00
175-175-5700-175	Senior Center Comp., Software	-	2,000.00	1,626.00	1,951.20	500.00
175-175-6300-175	Senior Center Electricity	21,738.01	28,000.00	18,375.19	27,000.00	23,343.00
175-175-6350-175	Senior Center Phones	4,229.64	4,260.00	3,524.70	4,229.64	4,260.00
Total Senior Center Expenditures		**$ 44,522.27**	**$ 68,668.00**	**$ 50,772.76**	**$ 65,877.08**	**$ 64,306.00**
Senior Center Other Sources						
175-000-3303-000	Transfer from General	-	-	-	-	-
175-000-3364-000	Transfer to Capital Reserve	-	40,000.00	33,330.00	39,996.00	40,000.00
Total Senior Center Other Sources		**$ -**	**$ 40,000.00**	**$ 33,330.00**	**$ 39,996.00**	**$ 40,000.00**
Senior Center Other Uses						
175-000-3214-000	Transfer to 2014 Series COP	630.89	-	-	-	-
175-000-3285-000	Trns to Capital Improvement	14,600.00	-	-	-	150,000.00
175-000-3221-000	Transfer to 2021 Series DS	53,592.56	54,660.00	51,584.99	51,584.99	53,680.00
175-000-3264-000	Transfer to Capital Reserve	-	40,000.00	33,330.00	40,000.00	40,000.00
175-000-3200-000	Sales Tax to TIF	-	-	-	-	-
Total Senior Center Other Uses		**$ 68,823.45**	**$ 94,660.00**	**$ 84,914.99**	**$ 91,584.99**	**$ 243,680.00**
Change in Fund Balance		73,074.44	39,705.00	62,399.71	80,242.88	(102,752.00)
Senior Center Beginning Fund Balance"October 1"		**$ 105,598.77**	**$ 178,673.21**	**$ 178,673.21**	**$ 178,673.21**	**$ 258,916.09**
Total Senior Center Funding Sources		**$ 292,018.93**	**$ 381,706.21**	**$ 376,760.67**	**$ 416,378.16**	**$ 464,150.09**
Total Senior Center Funding Uses		**$ 113,345.72**	**$ 163,328.00**	**$ 135,687.75**	**$ 157,462.07**	**$ 307,986.00**
Senior Center Beginning Fund Balance"September 30"		**$ 178,673.21**	**$ 218,378.21**	**$ 241,072.92**	**$ 258,916.09**	**$ 156,164.09**
Assigned Fund Balance - HVAC		$ -	$ 40,000.00	$ 29,997.00	$ 40,000.00	$ 40,000.00
Total Committed Fund Balance		$ -	$ 40,000.00	$ 29,997.00	$ 40,000.00	$ 40,000.00
Total Unassigned Fund Balance		**178,673.21**	**178,378.21**	**211,075.92**	**218,916.09**	**116,164.09**
90-Day Reserve						$ 15,856.27
				Days reserve		886.39

Senior Ctr Sales Tax	
Health Insurance Rate	7,552.68
Work Comp Rate	4.38%
Retirement Rate	5.20%

Payroll Detail

FTE	#	FY2022	FY2023 Budgeted	Availability Allowance	Social Security	Retirement	Insurance	Work Comp	Total Salary & Benefits
Custodian	0.16	4,992.00	$ 5,241.60		401.00	273.00	1,209.00	230.00	**$ 7,354.60**
	0.16	4,992.00	5,241.60	-	401.00	273.00	1,209.00	230.00	**$ 7,354.60**
Overtime		91.28	500.00						
Total Salaries		5,083.28	5,741.60						

		Department Request	
Senior Ctr Sales Tax Revenues		Amount	Justification & Supporting Information
175-175-4030-175	Sales Tax - 1/16-Cent	164,834.00	
175-175-4201-175	CARES Act		
175-175-4700-175	Interest Earned-Senior Center	400.00	
175-175-4800-175	Senior Center Miscellaneous		
175-175-4820-175	Sale of Property		
		165,234.00	

Senior Ctr Sales Tax Expenditures		Amount	Justification & Supporting Information
175-175-5010-175	Senior Center Salaries	5,242.00	
175-175-5020-175	Senior Center Overtime	500.00	
175-175-5170-175	Senior Center Social Security	440.00	
175-175-5180-175	Senior Center Retirement	299.00	
175-175-5190-175	Senior Center Health Insurance	1,209.00	
175-175-5210-175	Senior Center Workers Comp.	252.00	
175-175-5260-175	Senior Center Prof. Services	6,580.00	Pest Control $780, Fire Inspection $500, Kitchen Inspection $150, Hood Inspection $400, Trap Cleaning $1000, Floor cleaning $2700, Security monitoring $500, Hood cleaning $450, AED annual inspections $200
175-175-5300-175	Senior Center Ins. & Bonds	4,881.00	Property Ins Incl 6%
175-175-5320-175	Senior Center Facility Maint.	12,000.00	
175-175-5330-175	Senior Center Equipment Maint.	500.00	
175-175-5360-175	Senior Center Memb/Train/Trvl	300.00	AED/CPR Certifications
175-175-5590-175	Senior Center General Supplies	1,000.00	
175-175-5610-175	Senior Center Activity/Event	3,000.00	
175-175-5700-175	Senior Center Comp., Software	500.00	
175-175-6300-175	Senior Center Electricity	23,343.00	7.38% over actual FY21 -due to increase from recent rate case
175-175-6350-175	Senior Center Phones	4,260.00	
		64,306.00	

Senior Ctr Sales Tax Other Sources		Amount	Justification & Supporting Information
175-000-3303-000	Transfer from General		
175-000-3364-000	Transfer to Capital Reserve	40,000.00	total HVAC replacement

Senior Ctr Sales Tax Other Uses		Amount	Justification & Supporting Information
175-000-3214-000	Transfer to 2014 Series COP		
175-000-3285-000	Trns to Capital Improvement	150,000.00	HVAC replacement, Fitness equipment $10,000, Storage Room relocation $20,000
175-000-3221-000	Transfer to 2021 Series DS	53,680.00	2021 Debt Principal & Interest Payment & Admin Fees
175-000-3264-000	Transfer to Capital Reserve	40,000.00	total HVAC replacement
175-000-3200-000	Sales Tax to TIF		

Parks & Recreation

Kenny Balls
Parks & Recreation Manager
Kballs@neoshomo.org

The Parks Department administers and maintains Neosho Parks and other properties assigned to Parks Department under the direction of the City Manager. This includes annual budgeting, bidding projects, land management, and maintaining and training the work force. The Parks Department is funded by a 3/8 of 1% sales tax shared with the Drainage Department. This tax was approved by the Neosho voters August of 1997.

Revenue Category	FY2021 Actual	FY2022 Adopted Budget	FY2022 Current YTD Actuals	FY2023 Proposed Budget
Taxes	673,936.16	738,650.00	591,209.31	593,400.00
Intergovernmental	156,819.24	-	-	89,172.00
Licenses & Permits	-	-	-	-
Charges for Services	9,109.00	5,500.00	7,374.00	8,000.00
Fines & Forfeitures	-	-	-	-
Miscellaneous	12,163.67	5,900.00	11,781.73	5,900.00
Other Sources	32,850.00	164,000.00	-	510,500.00
	-	-	-	-
	-	-	-	-
Total	**884,878.07**	**914,050.00**	**610,365.04**	**1,206,972.00**
	$ (0.00)	$ -	$ -	$ -

Expense Category	FY2021 Actual	FY2022 Adopted Budget	FY2022 Current YTD Actuals	FY2023 Proposed Budget
Salaries, Benefits, & Support	322,326.88	332,237.00	272,464.97	331,566.00
Supplies & Materials	14,339.00	15,000.00	10,294.91	23,000.00
Maintenance & Repair	47,758.64	76,268.51	48,543.82	58,500.00
Contractual Services	57,802.58	54,100.00	57,553.31	66,287.00
Utilities	26,799.34	26,247.00	18,776.46	28,359.00
Other Expenses	28,674.99	10,100.00	15,127.59	36,244.00
Capital	174,555.18	565,599.78	358,040.69	578,900.00
Other Uses	54,000.00	126,135.00	99,450.00	61,992.00
Debt Service	-	-	-	-
Total	**726,256.61**	**1,205,687.29**	**880,251.75**	**1,184,848.00**
	$ 0.00	$ -	$ 0.00	$ (15,000.00)

Highlights - Variances of 10% (FY2022 Projected/FY2023)

Increases:

Professional Services - Increase $600

Insurance and Bonds- Increase of property values 5.84% with additional Increase in property insurance 5.4% with additional 6% increase for FY23 Budget.

Fuels and Lubricants- Increase in fuel cost $2,400

Computer/Software- Office, Cyber Software $2,631

Electricity- Rate Increase of 7.38%

General Supplies- Pool Sweeper and furniture $8,000

Decreases:

Staffing Levels	FY2021 Actual	FY2022 Adopted Budget	FY2022 Current Budget	FY2023 Proposed Budget
Parks & Recreation Director	1	1	1	1
Crew Leader	1	1	1	1
Marks Maintenance	5	5	5	5
Administrative Assistant	0.25	0.5	0.5	
DEPARTMENT TOTAL	**7.25**	**7.5**	**7.5**	**7**

Parks Department

Account	Account Name	Category	FY2021 Actual	FY2022 Budget	As of 7/31/2022 Actual	Estimated FY2022 Actual	Proposed FY2023 Budget
Parks Department Revenues							
180-750-4030-750	Sales Tax Parks	TX	668,936.16	576,116.00	591,209.31	709,451.17	593,400.00
180-750-4200-750	Grant Revenue	TX	5,000.00	162,534.00	-	-	-
180-750-4201-750	CARES Act	IR	1,007.78	-	-	-	-
180-750-4500-750	Park Fees	CH	4,591.00	3,500.00	1,375.00	1,650.00	2,500.00
180-750-4500-752	RV Pad Rental	CH	4,638.00	2,000.00	5,999.00	7,198.80	5,500.00
180-750-4530-750	Fish Food Monies	MS	4,676.81	4,500.00	4,555.21	5,466.25	4,500.00
180-750-4700-750	Interest Earned-Parks Fund	MS	1,767.75	1,400.00	1,406.96	1,688.35	1,400.00
180-750-4760-750	Insurance Proceeds	MS	2,466.56	-	-	-	-
180-750-4800-750	Parks Miscellaneous	MS	2,296.55	-	546.00	546.00	-
180-750-4820-750	Sale and Use of Property	MS	1,056.00	-	-	-	-
180-750-4990-750	Donations Parks	MS	-	-	2,636.78	3,164.14	-
180-750-4990-753	Skate Park Donations	MS	-	-	-	-	-
180-750-4990-750	Donations Parks	MS	-	-	2,636.78	3,164.14	-
180-750-4990-753	Skate Park Donations	MS	-	-	-	-	-
180-750-4660-750	FEMA Revenues	IR	155,811.46	-	-	-	-
New	Bicycle Grant Revenue	IR	-	-	-	-	89,172.00
Total Parks Department Revenues			**$ 852,248.07**	**$ 750,050.00**	**$ 610,365.04**	**$ 732,328.85**	**$ 696,472.00**
Parks Department Expenditures							
180-750-5010-750	Parks Salaries	PR	224,974.62	230,555.00	193,717.40	232,460.88	227,974.00
180-750-5020-750	Parks Overtime	PR	6,368.63	5,000.00	4,980.71	5,976.85	5,000.00
180-750-5030-750	Parks Part Time	PR	-	-	-	-	-
180-750-5070-750	Availability Allowance	PR	1,080.00	1,080.00	900.00	1,080.00	1,080.00
180-750-5170-750	Parks Social Security	PR	17,115.58	18,020.00	14,652.30	17,582.76	17,823.00
180-750-5180-750	Parks Retirement	PR	6,398.56	9,894.00	7,061.49	8,473.79	12,115.00
180-750-5190-750	Parks Health Insurance	PR	49,914.90	52,870.00	39,827.97	47,793.56	52,869.00
180-750-5210-750	Parks Workers Compensation	PR	9,672.46	10,318.00	8,360.17	10,032.20	10,205.00
180-750-5260-750	Parks Professional Services	SV	2,604.08	2,100.00	2,264.67	2,717.60	2,700.00
180-750-5300-750	Parks Insurance and Bonds	SV	15,121.00	12,000.00	19,710.00	23,652.00	23,587.00
180-750-5320-750	Parks Facility Maintenance	MC	24,220.01	41,785.51	25,402.03	30,482.44	28,000.00
180-750-5320-753	Skatepark Facility Maintenance	MC	924.04	1,000.00	122.49	146.99	1,000.00
180-750-5330-750	Parks Equipment Maintenance	MC	14,458.31	22,483.00	16,212.68	19,455.22	18,000.00
180-750-5360-750	Parks Member/Training/Travel	PR	1,243.78	1,000.00	418.00	501.60	1,000.00
180-750-5380-750	Parks Uniforms	PR	3,175.00	3,500.00	2,546.93	3,056.32	3,500.00
180-750-5530-750	Parks Fuels/Lubricants	OT	14,658.41	9,600.00	14,776.24	17,731.49	12,000.00
180-750-5590-750	Parks General Supplies	SP	6,774.47	10,000.00	5,987.59	7,185.11	10,000.00
180-750-5590-752	RV Park Expenses	SP	565.48	1,000.00	418.00	501.60	1,000.00
180-750-5610-750	Christmas Lighting	SP	4,235.97	4,000.00	3,889.32	4,667.18	4,000.00
180-750-5630-750	Wading Pool Expenses	MC	572.78	1,000.00	939.36	1,127.23	1,000.00
180-750-5700-750	Parks Computer/Software	OT	699.98	500.00	351.35	421.62	3,132.00
180-750-5780-750	Parks Capital Vehicles	CIP	-	-	-	-	-
180-750-5790-750	Parks Capital	CIP	(548.75)	-	-	-	-
180-750-6190-750	COVID Expenditures	OT	2,498.99	-	-	-	-
180-750-6300-750	Parks Electricity	UT	14,189.61	12,000.00	12,067.10	14,480.52	15,237.00
180-750-6310-750	Parks Heating Fuels	UT	5,300.59	5,300.00	1,643.62	1,972.34	5,616.00
180-750-6350-750	Parks Phones	UT	4,588.04	4,620.00	3,816.97	4,580.36	4,584.00
180-750-6390-750	Parks Minor Equipment	OT	-	-	-	-	10,000.00
180-750-6410-750	Flowers & Plants	MC	2,252.97	4,000.00	3,488.71	4,186.45	4,500.00
180-750-5331-750	Helicopter Maintenance		-	-	-	-	15,000.00
Total Parks Department Expenditures			**$ 433,059.51**	**$ 463,625.51**	**$ 383,555.10**	**$ 460,266.12**	**$ 490,922.00**
Parks Department Other Sources							
180-000-3343-000	Transfer from Other Funds	OS	32,850.00	164,000.00	-	-	470,500.00
Total Parks Department Other Sources			**$ 32,850.00**	**$ 164,000.00**	**$ -**	**$ -**	**$ 470,500.00**
Parks Department Other Uses							
180-000-3200-000	Sales Tax to TIF	OU	-	6,797.00	-	6,797.00	-
180-000-3241-000	Transfer to GC fm Parks -Mtce	OU	54,000.00	119,338.00	99,450.00	119,338.00	61,992.00
180-000-3285-000	Trns to Capital Improvement	CIP	175,103.93	565,599.78	358,040.69	565,599.78	578,900.00
180-000-3290-000	Transfer to Parks Recreation	OU	-	-	-	-	-
Total Parks Department Other Uses			**$ 229,103.93**	**$ 691,734.78**	**$ 457,490.69**	**$ 691,734.78**	**$ 640,892.00**
Change in Fund Balance			158,621.46	(291,637.29)	(269,886.71)	(466,853.31)	7,124.00
Parks Department Beginning Fund Balance"October 1"			**$ 426,698.64**	**$ 585,320.10**	**$ 585,320.10**	**$ 585,320.10**	**$ 118,466.79**
Total Parks Department Funding Sources			**$ 1,311,576.71**	**$ 1,499,370.10**	**$ 1,195,685.14**	**$ 1,317,648.95**	**$ 1,325,438.79**
Total Parks Department Funding Uses			**$ 726,256.61**	**$ 1,205,687.29**	**$ 880,251.75**	**$ 1,199,182.16**	**$ 1,199,848.00**
Parks Department Beginning Fund Balance"September 30"			**$ 585,320.10**	**$ 293,682.81**	**$ 315,433.39**	**$ 118,466.79**	**$ 125,590.79**
					578,900.00		
90-Day Reserve							$ 121,049.26
					Days reserve		93.38

Parks Sales Tax	
Health Insurance Rate	7,552.68
Work Comp Rate	4.38%
Retirement Rate	5.20%

Payroll Detail

FTE	#	FY2022	FY2023 Budgeted	Availability Allowance	Social Security	Retirement	Insurance	Work Comp	Total Salary & Benefits
Dalbom, Clint J	0	55,120.00			-	-	-	-	$ -
Balls, Kenneth	1	39,520.00	$ 41,496.00	360	3,175.00	2,158.00	7,553.00	1,818.00	$ **56,560.00**
Martin, Joshua	1	29,120.00	$ 30,576.00	360	2,340.00	1,590.00	7,553.00	1,340.00	$ **43,759.00**
Vermillion, Jack	1	27,837.68	$ 29,229.56		2,237.00	1,520.00	7,553.00	1,281.00	$ **41,820.56**
Mathis, Justin	1	25,958.40	$ 27,256.32		2,086.00	1,418.00	7,553.00	1,194.00	$ **39,507.32**
Lane, Richard	1	24,960.00	$ 26,208.00		2,005.00	1,363.00	7,553.00	1,148.00	$ **38,277.00**
Salsman, Clinton	1	24,960.00	$ 26,208.00		2,005.00	1,363.00	7,553.00	1,148.00	$ **38,277.00**
Supervisor	1		$ 47,000.00	360	3,596.00	2,444.00	7,553.00	2,059.00	$ **63,012.00**
	7.00	227,476.08	227,973.88	1,080.00	17,444.00	11,856.00	52,871.00	9,988.00	$ **321,212.88**

Overtime	5,976.85	5,000.00
Part Time & Seasonal	-	-
Total Salaries	233,452.93	232,973.88

Parks Sales Tax Revenues		Department Request: Amount	Justification & Supporting Information
180-750-4030-750	Sales Tax Parks	593,400.00	
180-750-4200-750	Grant Revenue		
180-750-4201-750	CARES Act		
180-750-4500-750	Park Fees	2,500.00	5 Year Historical
180-750-4500-752	RV Pad Rental	5,500.00	
180-750-4530-750	Fish Food Monies	4,500.00	5 Year Historical
180-750-4700-750	Interest Earned-Parks Fund	1,400.00	5 Year Historical
180-750-4760-750	Insurance Proceeds		
180-750-4800-750	Parks Miscellaneous		
180-750-4820-750	Sale and Use of Property		
180-750-4990-750	Donations Parks		
180-750-4990-753	Skate Park Donations		
180-750-4990-750	Donations Parks		
180-750-4990-753	Skate Park Donations		
180-750-4660-750	FEMA Revenues		
New	Bicycle Grant Revenue	89,172.00	RTP Grant - City match is the bridge.
		696,472.00	

Parks Sales Tax Expenditures		Amount	Justification & Supporting Information
180-750-5010-750	Parks Salaries	227,974.00	
180-750-5020-750	Parks Overtime	5,000.00	
180-750-5030-750	Parks Part Time	-	New - Employee to lock pool gate at Big Spring Park.
180-750-5070-750	Availability Allowance	1,080.00	
180-750-5170-750	Parks Social Security	17,823.00	
180-750-5180-750	Parks Retirement	12,115.00	
180-750-5190-750	Parks Health Insurance	52,869.00	
180-750-5210-750	Parks Workers Compensation	10,205.00	
180-750-5260-750	Parks Professional Services	2,700.00	Stronghold $1524, Fire Inspections $200, Alarms for concession $200
180-750-5300-750	Parks Insurance and Bonds	23,587.00	Property Ins Incl 6%
180-750-5320-750	Parks Facility Maintenance	28,000.00	Same
180-750-5320-753	Skatepark Facility Maintenance	1,000.00	Same
180-750-5330-750	Parks Equipment Maintenance	18,000.00	3,000 Increase - aging equipment
180-750-5360-750	Parks Member/Training/Travel	1,000.00	Same
180-750-5380-750	Parks Uniforms	3,500.00	Same
180-750-5530-750	Parks Fuels/Lubricants	12,000.00	Increase 2,400.00 rising fuel costs.
180-750-5590-750	Parks General Supplies	10,000.00	Battery backup $100
180-750-5590-752	RV Park Expenses	1,000.00	Same
180-750-5610-750	Christmas Lighting	4,000.00	Same
180-750-5630-750	Wading Pool Expenses	1,000.00	Same
180-750-5700-750	Parks Computer/Software	3,132.00	Firewall $195.59, Office 365 $1,662.68, Cyber Software $1,272.99
180-750-6300-750	Parks Electricity	15,237.00	7.38% over actual FY21 -due to increase from recent rate case
180-750-6310-750	Parks Heating Fuels	5,616.00	Spire requested 5.94%-case ongoing
180-750-6350-750	Parks Phones	4,584.00	
180-750-6390-750	Parks Minor Equipment	10,000.00	Tools for new shop.
180-750-6410-750	Flowers & Plants	4,500.00	Increase $500.00 - rising costs.
180-750-5331-750	Helicopter Maintenance	15,000.00	
		490,922.00	

Parks Sales Tax Other Sources		Amount	Justification & Supporting Information
180-000-3343-000	Transfer from Other Funds	470,500.00	

Parks Sales Tax Other Uses		Amount	Justification & Supporting Information
180-000-3200-000	Sales Tax to TIF		
180-000-3241-000	Transfer to GC fm Parks -Mtce		
		61,992.00	total expenses, other uses less revenue, sources & transfer capital & general
180-000-3285-000	Trns to Capital Improvement	578,900.00	Truck replacement $30,000, Dog Park $25,000 & $20,000, Fish Hickory Creek $5,000, Bicycle Trails Downstream Loop $157,500 our share $64,800 from ADA trailhead access, Park Building Signage and Parking Lot $20,000, ADA sidewalk $5,000, ADA upgrade Scenic Park $98,000, 2 restrooms Morse Park $150,000, Coler Street Parking Lot $35,000, Lime Kiln restoration $30,000, Sidewalk Big Spring Park $2,000, Parks Building HVAC $1,400
180-000-3290-000	Transfer to Parks Recreation		

Recreation

Account	Account Name	FY2021 Actual	FY2022 Budget	As of 7/31/2022 Actual	Estimated FY2022 Actual	Proposed FY2023 Budget
Recreation Revenues						
180-142-4420-142	Concession Sales	-	-	-	-	-
180-185-4310-766	Soccer Fees	80.00	-	-	-	-
180-185-4980-766	Soccer Sponsorships	(100.00)	-	-	-	-
180-185-4990-766	Soccer Donations	-	-	-	-	-
180-940-4320-940	Swimming Pool Fees	(200.00)	-	-	-	-
180-940-4330-940	Swimming Pool Passes	-	-	-	-	-
180-940-4340-940	Swimming Pool Lessons	-	-	-	-	-
180-940-4800-940	Misc. Revenues	-	-	-	-	-
Total Recreation Revenues		**$ (220.00)**	**$ -**	**$ -**	**$ -**	**$ -**
Recreation Expenditures						
180-142-5030-142	Parks-Concession PartTime	-	-	-	-	-
180-142-5170-142	Parks-Concession Social Sec.	-	-	-	-	-
180-142-5210-142	Parks-Concession Workers Comp.	-	-	-	-	-
180-142-5310-142	Parks-Concession Cost of Goods	-	-	-	-	-
180-142-5590-142	Parks-Concession Gen. Supplies	-	-	-	-	-
180-185-5030-766	Parks - Soccer Part Time	2,067.00	-	-	-	-
180-185-5170-766	Parks - Soccer Social Security	158.10	-	-	-	-
180-185-5210-766	Parks - Soccer Workers Comp.	158.25	-	-	-	-
180-185-5590-766	Soccer Program Expenses	704.16	-	-	-	-
180-940-5020-940	Parks - Swim Overtime	-	-	-	-	-
180-940-5030-940	Parks - Swim Part Time	-	-	-	-	-
180-940-5170-940	Parks - Swim Social Security	-	-	-	-	-
180-940-5180-940	Parks - Swim Retirement	-	-	-	-	-
180-940-5210-940	Parks - Swim Workers Comp.	-	-	-	-	-
180-940-5260-940	Pool Professional Services	40,077.50	40,000.00	35,578.64	40,000.00	40,000.00
180-940-5300-940	Parks - Swim Insurance & Bonds	10,113.45	-	-	-	11,112.00
180-940-5320-940	Parks - Swim Facility Maint.	5,142.39	6,000.00	2,378.55	2,854.26	6,000.00
180-940-5330-940	Swim Equipment Maintenance	188.14	-	-	-	-
180-940-5540-940	Parks-Swim Pool Chemicals	-	-	-	-	-
180-940-5590-940	Parks - Swim General Supplies	2,763.08	-	-	-	8,000.00
180-940-5790-940	Swimming Pool Capital Improvem	-	-	-	-	-
180-940-6300-940	Parks - Pool Electricity	2,721.10	4,327.00	1,248.77	4,327.00	2,922.00
Total Recreation Expenditures		**$ 64,093.17**	**$ 50,327.00**	**$ 39,205.96**	**$ 47,181.26**	**$ 68,034.00**
Recreation Other Sources						
180-000-3390-000	Transfer from Parks Sales Tax	-	-	-	-	-
	0 transfer fm General					40,000.00
Total Recreation Other Sources		**$ -**	**$ -**	**$ -**	**$ -**	**$ 40,000.00**
Recreation Other Uses						
Transfer to General	Transfer to General					-
Total Recreation Other Uses		**$ -**	**$ -**	**$ -**	**$ -**	**$ -**
Change in Fund Balance		(64,313.17)	(50,327.00)	(39,205.96)	(47,181.26)	(28,034.00)

Parks Sales Tax

Parks Sales Tax Revenues		Department Request	
		Amount	Justification & Supporting Information
180-142-4420-142	Concession Sales		
180-185-4310-766	Soccer Fees		
180-185-4980-766	Soccer Sponsorships		
180-185-4990-766	Soccer Donations		
180-940-4320-940	Swimming Pool Fees		
180-940-4330-940	Swimming Pool Passes		
180-940-4340-940	Swimming Pool Lessons		
180-940-4800-940	Misc. Revenues		
		-	

Parks Sales Tax Expenditures		Amount	Justification & Supporting Information
180-142-5030-142	Parks-Concession PartTime		
180-142-5170-142	Parks-Concession Social Sec.		
180-142-5210-142	Parks-Concession Workers Comp.		
180-142-5310-142	Parks-Concession Cost of Goods		
180-142-5590-142	Parks-Concession Gen. Supplies		
180-185-5030-766	Parks - Soccer Part Time		
180-185-5170-766	Parks - Soccer Social Security		
180-185-5210-766	Parks - Soccer Workers Comp.		
180-185-5590-766	Soccer Program Expenses		
180-940-5020-940	Parks - Swim Overtime		
180-940-5030-940	Parks - Swim Part Time		
180-940-5170-940	Parks - Swim Social Security		
180-940-5180-940	Parks - Swim Retirement		
180-940-5210-940	Parks - Swim Workers Comp.		
180-940-5260-940	Pool Professional Services	40,000.00	YMCA Contract
180-940-5300-940	Parks - Swim Insurance & Bonds	11,112.00	Property Ins Incl 6%
180-940-5320-940	Parks - Swim Facility Maint.	6,000.00	
180-940-5330-940	Swim Equipment Maintenance		
180-940-5540-940	Parks-Swim Pool Chemicals		
180-940-5590-940	Parks - Swim General Supplies	8,000.00	pool sweeper, furniture
180-940-5790-940	Swimming Pool Capital Improvem		
180-940-6300-940	Parks - Pool Electricity	2,922.00	7.38% over actual FY21 -due to increase from recent rate case
		68,034.00	

Parks Sales Tax Other Sources		Amount	Justification & Supporting Information
180-000-3390-000	Transfer from Parks Sales Tax		
	Transfer from General	40,000.00	

Parks Sales Tax Other Uses		Amount	Justification & Supporting Information
Transfer to General	Transfer to General		

Auditorium & Lampo

David Kennedy
City Manager
D.kennedy@neoshomo.org

The Civic is an asset to the community and serves many functions. It may be used as one large venue, or as three separate rooms. The venue is equipped with a state-of-the-art sound and theatre lighting system providing support for a wide range of presentations. With more the 650 new seats in the balcony, the venue can accommodate more than 1,000 guests. The Civic and Lampo are funded by a .125% sales tax.

Revenue Category	FY2021 Actual	FY2022 Adopted Budget	FY2022 Current YTD Actuals	FY2023 Proposed Budget
Taxes	10,752.00	13,000.00	11,004.81	13,000.00
Intergovernmental	557,446.28	480,096.00	492,674.06	494,499.00
Licenses & Permits	-	-	-	-
Charges for Services	-	-	-	-
Fines & Forefeitures	-	-	-	-
Miscellaneous	20,638.02	42,500.00	45,612.57	18,000.00
Other Sources	-	-	-	-
	-	-	-	-
	-	-	-	-
Total	**588,836.30**	**535,596.00**	**549,291.44**	**525,499.00**
	$ -	$ -	$ -	$ -

Expense Category	FY2021 Actual	FY2022 Adopted Budget	FY2022 Current YTD Actuals	FY2023 Proposed Budget
Salaries, Benefits, & Support	29,139.98	37,963.00	22,275.13	39,149.00
Supplies & Materials	2,963.14	3,500.00	2,742.97	3,500.00
Maintenance & Repair	12,438.54	59,168.00	44,270.81	41,000.00
Contractual Services	24,660.17	26,500.00	20,098.39	29,604.00
Utilities	52,853.37	57,436.00	43,348.48	57,989.00
Other Expenses	-	-	-	-
Capital	2,615.00	84,500.00	35,898.45	331,500.00
Other Uses	-	-	-	-
Debt Service	216,308.77	217,640.00	206,339.94	213,719.00
Total	**340,978.97**	**486,707.00**	**374,974.17**	**716,461.00**
	$ -	$ -	$ -	$ -

Highlights - Variances of 10% (FY2022 Projected/FY2023)

Increases:

Insurance and Bonds- Increase of property values 5.84% with additional Increase in property insurance 5.4% with additional 6% increase for FY23 Budget.

Decreases:

Facility Maintenance- Decreased per need

Staffing Levels	FY2021 Actual	FY2022 Adopted Budget	FY2022 Current Budget	FY2023 Proposed Budget
Custodian	0.63	0.65	0.65	0.65
DEPARTMENT TOTAL	**0.63**	**0.65**	**0.65**	**0.65**

Auditorium

Account	Account Name	FY2021 Actual	FY2022 Budget	As of 7/31/2022 Actual	Estimated FY2022 Actual	Proposed FY2023 Budget
Auditorium Revenues						
195-114-4500-114	Lampo Rental Fees	10,752.00	13,000.00	11,004.81	13,205.77	13,000.00
195-195-4030-195	Auditorium Sales Tax	557,446.28	480,096.00	492,674.06	591,208.87	494,499.00
195-195-4500-195	Auditorium Rental Fees	12,943.34	37,000.00	37,897.31	45,476.77	14,000.00
195-195-4520-195	Auditorium Sound Fees	6,105.00	4,500.00	5,572.50	6,687.00	3,000.00
195-195-4700-195	Interest Earned-Auditorium Fd	1,589.68	1,000.00	2,142.76	2,571.31	1,000.00
Total Auditorium Revenues		**$ 588,836.30**	**$ 535,596.00**	**$ 549,291.44**	**$ 659,149.73**	**$ 525,499.00**
Auditorium Expenditures						
195-114-5260-114	Lampo Professional Services	769.95	1,100.00	1,227.51	1,473.01	1,100.00
195-114-5300-114	Lampo Insurance and Bonds	463.00	1,900.00	-	-	2,242.00
195-114-5320-114	Lampo Facility Maintenance	2,360.45	9,850.00	6,770.87	8,125.04	10,000.00
195-114-5330-114	Lampo Equipment Mtce	66.49	500.00	395.00	474.00	1,000.00
195-114-5590-114	Lampo General Supplies	1,274.41	1,000.00	721.87	866.24	1,000.00
195-114-6300-114	Lampo Electricity	5,686.21	7,000.00	1,606.50	1,927.80	7,517.00
195-114-6310-114	Lampo Heating Fuels	2,213.27	3,000.00	3,104.52	3,725.42	2,649.00
195-195-5010-195	Auditorium Salaries	18,803.45	20,639.00	17,007.71	20,409.25	21,294.00
195-195-5020-195	Auditorium Overtime	2,508.15	6,000.00	317.27	380.72	6,000.00
195-195-5030-195	Auditorium Part Time	375.00	2,000.00	397.50	477.00	2,000.00
195-195-5170-195	Auditorium Social Security	1,382.40	2,191.00	1,355.53	1,626.64	2,241.00
195-195-5180-195	Auditorium Retirement	591.03	1,119.00	383.57	460.28	1,420.00
195-195-5190-195	Auditorium Health Insurance	4,451.48	4,759.00	1,925.86	2,311.03	4,910.00
195-195-5210-195	Auditorium Workers Comp.	1,028.47	1,255.00	887.69	1,065.23	1,284.00
195-195-5260-195	Auditorium Prof. Services	7,238.74	7,500.00	5,864.45	7,037.34	7,500.00
195-195-5300-195	Auditorium Insurance & Bonds	16,188.48	16,000.00	13,006.43	15,607.72	18,762.00
195-195-5320-195	Auditorium Facility Maint.	9,045.60	43,818.00	33,281.12	39,937.34	25,000.00
195-195-5330-195	Auditorium Equipment Maint.	966.00	5,000.00	3,823.82	4,588.58	5,000.00
195-195-5590-195	Auditorium General Supplies	1,688.73	2,500.00	2,021.10	2,425.32	2,500.00
195-195-6300-195	Auditorium Electricity	30,725.88	32,000.00	23,115.37	27,738.44	32,994.00
195-195-6310-195	Auditorium Heating Fuels	9,998.37	11,200.00	11,997.39	14,396.87	10,593.00
195-195-6350-195	Auditorium Phones	4,229.64	4,236.00	3,524.70	4,229.64	4,236.00
195-195-5790-195	Auditorium Capital Improvement	-	-	-	-	-
Total Auditorium Expenditures		**$ 122,055.20**	**$ 184,567.00**	**$ 132,735.78**	**$ 159,282.94**	**$ 171,242.00**
Auditorium Other Sources						
0	0					-
Total Auditorium Other Sources		**$ -**	**$ -**	**$ -**	**$ -**	**$ -**
Auditorium Other Uses						
195-000-3214-000	Transfer to 2014 COP	1,938.55	-	-	-	-
195-000-3285-000	Trns to Capital Improvement	2,615.00	84,500.00	35,898.45	84,500.00	331,500.00
195-000-3221-000	Transfer to 2021 Series DS	214,370.22	217,640.00	206,339.94	217,640.00	213,719.00
195-000-3200-000	Sales Tax to TIF	-	-	-	-	-
Total Auditorium Other Uses		**$ 218,923.77**	**$ 302,140.00**	**$ 242,238.39**	**$ 302,140.00**	**$ 545,219.00**
Change in Fund Balance		247,857.33	48,889.00	174,317.27	197,726.79	(190,962.00)
Auditorium Beginning Fund Balance"October 1"		**$ 389,719.17**	**$ 637,576.50**	**$ 637,576.50**	**$ 637,576.50**	**$ 835,303.29**
Total Auditorium Funding Sources		**$ 978,555.47**	**$ 1,173,172.50**	**$ 1,186,867.94**	**$ 1,296,726.23**	**$ 1,360,802.29**
Total Auditorium Funding Uses		**$ 340,978.97**	**$ 486,707.00**	**$ 374,974.17**	**$ 461,422.94**	**$ 716,461.00**
Auditorium Beginning Fund Balance"September 30"		**$ 637,576.50**	**$ 686,465.50**	**$ 811,893.77**	**$ 835,303.29**	**$ 644,341.29**

90-Day Reserve		$ 42,224.06
	Days reserve	1,373.40

Auditorium Sales Tax	
Health Insurance Rate	7,552.68
Work Comp Rate	4.38%
Retirement Rate	5.20%

Payroll Detail

FTE	#	FY2022	FY2023 Budgeted	Availability Allowance	Social Security	Retirement	Insurance	Work Comp	Total Salary & Benefits
Custodian	0.65	20,280.00	$ 21,294.00		1,629.00	1,108.00	4,910.00	933.00	**$ 29,874.00**
	0.65	20,280.00	21,294.00	-	1,629.00	1,108.00	4,910.00	933.00	**$ 29,874.00**

Overtime	6,000.00	6,000.00
Part Time & Seasonal	903.60	2,000.00
Total Salaries	27,183.60	29,294.00

Auditorium Sales Tax Revenues		Department Request Amount	Justification & Supporting Information
195-114-4500-114	Lampo Rental Fees	13,000.00	
195-195-4030-195	Auditorium Sales Tax	494,499.00	
195-195-4500-195	Auditorium Rental Fees	14,000.00	5 year Historical
195-195-4520-195	Auditorium Sound Fees	3,000.00	
195-195-4700-195	Interest Earned-Auditorium Fd	1,000.00	Historical
195-195-4760-195	Insurance Proceeds		
		525,499.00	

Auditorium Sales Tax Expenditures		Amount	Justification & Supporting Information
195-114-5260-114	Lampo Professional Services	1,100.00	Pest Control $300, Fire Inspection $200, Kitchen system Inspection $200, Hood Cleaning $400
195-114-5300-114	Lampo Insurance and Bonds	2,242.00	
195-114-5320-114	Lampo Facility Maintenance	10,000.00	
195-114-5330-114	Lampo Equipment Mtce	1,000.00	
195-114-5590-114	Lampo General Supplies	1,000.00	
195-114-6300-114	Lampo Electricity	7,517.00	7.38% over actual FY21 -due to increase from recent rate case
195-114-6310-114	Lampo Heating Fuels	2,649.00	Spire requested 5.94%-case ongoing
195-195-5010-195	Auditorium Salaries	21,294.00	
195-195-5020-195	Auditorium Overtime	6,000.00	
195-195-5030-195	Auditorium Part Time	2,000.00	
195-195-5170-195	Auditorium Social Security	2,241.00	
195-195-5180-195	Auditorium Retirement	1,420.00	
195-195-5190-195	Auditorium Health Insurance	4,910.00	
195-195-5210-195	Auditorium Workers Comp.	1,284.00	
195-195-5260-195	Auditorium Prof. Services	7,500.00	Pest Control $480, Fire Inspection $1000, Kitchen Inspection $150, Hood Cleaning $400, Fire Security monitoring $600, Carpet cleaning $2500
195-195-5300-195	Auditorium Insurance & Bonds	18,762.00	Property Ins Incl 6%
195-195-5320-195	Auditorium Facility Maint.	25,000.00	
195-195-5330-195	Auditorium Equipment Maint.	5,000.00	
195-195-5590-195	Auditorium General Supplies	2,500.00	
195-195-6300-195	Auditorium Electricity	32,994.00	7.38% over actual FY21 -due to increase from recent rate case
195-195-6310-195	Auditorium Heating Fuels	10,593.00	Spire requested 5.94%-case ongoing
195-195-6350-195	Auditorium Phones	4,236.00	
		171,242.00	

Auditorium Sales Tax Other Sources	Amount	Justification & Supporting Information

Auditorium Sales Tax Other Uses		Amount	Justification & Supporting Information
195-000-3214-000	Transfer to 2014 COP		
195-000-3285-000	Trns to Capital Improvement	331,500.00	replace 3 1/2 in floppy drive with USB, $20,000, Roof Replacement Auditorium $182,000, Replace duct insulation on roof Auditorium $14,500, Table and Chairs $35,000, Lampo HVAC Replacement $80,000
195-000-3221-000	Transfer to 2021 Series DS	213,719.00	2021 Debt Principal & Interest Payment & Admin Fees
195-000-3200-000	Sales Tax to TIF		

Capital Improvement

Account	Account Name	FY2021 Actual	FY2022 Budget	As of 7/31/2022 Actual	Estimated FY2022 Actual	Proposed FY2023 Budget
Capital Improvement Revenues						
300-300-4030-300	Capital Improvement Sales Tax	371,630.87	320,064.00	328,448.78	394,138.54	326,412.00
300-300-4700-300	Interest Earned Capital	1,040.87	1,200.00	742.40	890.88	1,200.00
Total Capital Improvement Revenues		**$ 372,671.74**	**$ 321,264.00**	**$ 329,191.18**	**$ 395,029.42**	**$ 327,612.00**
Capital Improvement Expenditures						
300-300-5790-300	Capital Improvement/Purchases	1,476,761.02	-	-	-	-
300-300-5790-111	Capital Improvement/Purchases-City Clerk	-	13,000.00	4,580.00	13,000.00	15,000.00
300-300-5790-112	Capital Improvement/Purchases-General Admin	-	19,300.00	19,380.00	19,300.00	250,000.00
300-300-5790-115	Capital Improvement/Purchases-Development	-	32,000.00	32,274.00	32,000.00	-
300-300-5790-118	Capital Improvement/Purchases-Recycle	-	15,500.00	14,016.47	15,500.00	114,000.00
300-300-5790-120	Capital Improvement/Purchases-Police	-	56,000.00	104,171.34	56,000.00	314,052.00
300-300-5790-141	Capital Improvement/Purchases-IT	-	-	-	-	-
300-300-5790-143	Capital Improvement/Purchases-Fleet Maintenance	-	-	-	-	-
300-300-5790-144	Capital Improvement/Purchases-Emergency Management	-	-	-	-	-
300-300-5790-160	Capital Improvement/Purchases-Airport	-	135,000.00	90,610.28	135,000.00	400,000.00
300-300-5790-130	Capital Improvement/Purchases-Fire	-	804,120.00	822,583.50	804,120.00	363,767.00
300-300-5790-990	Capital Improvement/Purchases-Drainage	-	2,760,000.00	109,604.08	2,760,000.00	8,981,114.00
300-300-5790-175	Capital Improvement/Purchases-Senior Center	-	-	-	-	150,000.00
300-300-5790-195	Capital Improvement/Purchases-Auditorium	-	84,500.00	35,898.45	84,500.00	331,500.00
300-300-5790-750	Capital Improvement/Purchases-Parks & Recreation	748.88	438,430.00	340,074.83	438,430.00	578,900.00
300-300-5790-430	Capital Improvement/Purchases-Golf Course	-	145,000.00	92,352.51	145,000.00	244,400.00
300-300-5790-800	Capital Improvement/Purchases-Street	-	67,000.00	66,775.00	67,000.00	257,500.00
300-300-5790-204	Capital Improvement/Purchases-Cemetery	-	50,000.00	-	50,000.00	81,000.00
Total Capital Improvement Expenditures		**$ 1,477,509.90**	**$ 4,619,850.00**	**$ 1,732,320.46**	**$ 4,619,850.00**	**$ 12,081,233.00**
Capital Improvement Other Sources						
300-000-3385-112	Transfer to Capital Improvement/Purchases-General Admin	-	19,300.00	19,380.00	19,300.00	250,000.00
300-000-3385-111	Transfer to Capital Improvement/Purchases-City Clerk	-	13,000.00	4,580.00	13,000.00	15,000.00
300-000-3385-115	Transfer to Capital Improvement/Purchases-Development	-	32,274.00	32,274.00	32,274.00	-
300-000-3385-118	Transfer to Capital Improvement/Purchases-Recycle Center	-	15,500.00	14,016.47	15,500.00	114,000.00
300-000-3385-120	Transfer to Capital Improvement/Purchases-Police Department	-	56,000.00	104,171.34	56,000.00	314,052.00
300-000-3385-160	Transfer to Capital Improvement/Purchases-Airport	-	135,000.00	90,610.28	135,000.00	400,000.00
300-000-3385-130	Transfer to Capital Improvement/Purchases-Fire Department	-	804,120.00	822,583.50	804,120.00	363,767.00
300-000-3385-170	Transfer to Capital Improvement/Purchases-Drainage	-	2,760,000.00	109,604.08	2,760,000.00	8,981,114.00
300-000-3385-175	Transfer to Capital Improvement/Purchases-Senior Center	-	-	-	-	150,000.00
300-000-3385-180	Transfer to Capital Improvement/Purchases-Parks & Recreation	-	565,599.78	340,074.83	565,599.78	578,900.00
300-000-3385-195	Transfer to Capital Improvement/Purchases-Auditorium	-	84,500.00	35,898.45	84,500.00	331,500.00
300-000-3385-204	Transfer to Capital Improvement/Purchases-IOOF Cemetery	-	50,000.00	-	50,000.00	81,000.00
300-000-3385-450	Transfer to Capital Improvement/Purchases-Golf Course	-	145,000.00	92,352.51	145,000.00	244,400.00
300-000-3385-800	Transfer to Capital Improvement/Purchases-Streets Department	-	67,000.00	66,775.00	67,000.00	257,500.00
300-000-3385-000	Transfer from Other Funds	1,085,823.55	-	-	-	-
Total Capital Improvement Other Sources		**$ 1,085,823.55**	**$ 4,747,293.78**	**$ 1,732,320.46**	**$ 4,747,293.78**	**$ 12,081,233.00**
Capital Improvement Other Uses						
300-000-3200-000	Sales Tax to TIF	-	3,777.00	-	3,777.00	-
300-000-3220-000	Transfer to 2012A&B Fund	-	-	-	-	-
300-000-3242-000	Transfer to Golf Cap Imp Debt	325,888.28	300,000.00	250,000.00	300,000.00	251,950.00
300-000-3243-000	Transfer to Parks Department	-	-	-	-	-
Total Capital Improvement Other Uses		**$ 325,888.28**	**$ 303,777.00**	**$ 250,000.00**	**$ 303,777.00**	**$ 251,950.00**
Change in Fund Balance		(344,902.89)	144,930.78	79,191.18	218,696.20	75,662.00
Capital Improvement Beginning Fund Balance"October 1"		**$ 361,806.62**	**$ 16,903.73**	**$ 16,903.73**	**$ 16,903.73**	**$ 235,599.93**
Total Capital Improvement Funding Sources		**$ 1,820,301.91**	**$ 5,085,461.51**	**$ 2,078,415.37**	**$ 5,159,226.93**	**$ 12,644,444.92**
Total Capital Improvement Funding Uses		**$ 1,803,398.18**	**$ 4,923,627.00**	**$ 1,982,320.46**	**$ 4,923,627.00**	**$ 12,333,183.00**
Capital Improvement Beginning Fund Balance"September 30"		**$ 16,903.73**	**$ 161,834.51**	**$ 96,094.91**	**$ 235,599.93**	**$ 311,261.93**

90-Day Reserve $ -

Days reserve #DIV/0!

Capital Improvement Sales Tax

		Department Request	
Capital Improvement Sales Tax Revenues		Amount	Justification & Supporting Information
300-300-4030-300	Capital Improvement Sales Tax	326,412.00	
300-300-4700-300	Interest Earned-Econ Develop	1,200.00	
		327,612.00	

Capital Improvement Sales Tax Expenditures		Amount	Justification & Supporting Information
300-300-5790-300	Capital Improvement/Purchases		
300-300-5790-111	Capital Improvement/Purchases-City Clerk	15,000.00	Council chamber upgrades $15,000
300-300-5790-112	Capital Improvement/Purchases-General Admin	250,000.00	Roof replacement City Hall $250,000
300-300-5790-115	Capital Improvement/Purchases-Development	-	0
300-300-5790-118	Capital Improvement/Purchases-Recycle	114,000.00	8 Dumping Hoppers $10,000, horizontal crusher $90,000, vertical crusher 14,000
300-300-5790-120	Capital Improvement/Purchases-Police	314,052.00	Patrol Cars 2 Dodge Charger $60,000 Radio Towers 50% split with Fire $201,317, DJI Matrice 30T Drone $15,665, Balance Computers $37,069.90
300-300-5790-141	Capital Improvement/Purchases-IT	-	
300-300-5790-143	Capital Improvement/Purchases-Fleet Maintenance	-	
300-300-5790-144	Capital Improvement/Purchases-Emergency Management	-	
300-300-5790-160	Capital Improvement/Purchases-Airport	400,000.00	Taxiway construction-cost share $16,000
300-300-5790-130	Capital Improvement/Purchases-Fire	363,767.00	Fire Marshall Vehicle Replacement $35,000, Insulate Station 2 $10,000, Radio Towers 50% split Police $201,317, ARPA grant purchase $40,000?
300-300-5790-990	Capital Improvement/Purchases-Drainage	8,981,114.00	Stratford & Freeman Street (DED project) $2,652,000, DNR ARPA Cost Share $6,329,113.94
300-300-5790-175	Capital Improvement/Purchases-Senior Center	150,000.00	HVAC replacement, Fitness equipment $10,000, Storage Room relocation
300-300-5790-195	Capital Improvement/Purchases-Auditorium	331,500.00	replace 3 1/2 in floppy drive with USB, $20,000, Roof Replacement Auditorium $182,000, Replace duct insulation on roof Auditorium $14,500, Table and Chairs $35,000, Lampo HVAC Replacement $80,000
300-300-5790-750	Capital Improvement/Purchases-Parks & Recreation	578,900.00	Truck replacement $55,000, Dog Park $225,000 & $220,000, Fish Hatchery Creek $5,000, Bicycle Trails Downstream Loop $157,500 our share $64,800 from ADA trailhead access, Park Building Signage and Parking Lot $20,000, ADA sidewalk $5,000, ADA upgrade Scenic Park $98,000, 2 restrooms Morse Park $150,000, Coler Street Parking Lot $35,000, Lime Kiln restoration $30,000, Sidewalk Big Spring Park $2,000, Parks Building HVAC $1,400
300-300-5790-430	Capital Improvement/Purchases-Golf Course	244,400.00	Cart Path Resurface $200,000, Ice Machine at Pro Shop $6,500, Entrance
300-300-5790-800	Capital Improvement/Purchases-Street	257,500.00	$35,000 for construction of storage building 50%, $2,500 Ice machine replaced 50%, $220,000 State Spec dump truck to replace 1994 International
300-300-5790-204	Capital Improvement/Purchases-Cemetery	81,000.00	
		12,081,233.00	

Capital Improvement Sales Tax Other Sources		Amount	Justification & Supporting Information
300-000-3385-112	Transfer to Capital Improvement/Purchases-General Admin	250,000.00	Roof replacement City Hall $250,000
300-000-3385-111	Transfer to Capital Improvement/Purchases-City Clerk	15,000.00	Council chamber upgrades $15,000
300-000-3385-115	Transfer to Capital Improvement/Purchases-Development	-	0
300-000-3385-118	Transfer to Capital Improvement/Purchases-Recycle Center	114,000.00	8 Dumping Hoppers $10,000, horizontal crusher $90,000, vertical crusher 14,000
300-000-3385-120	Transfer to Capital Improvement/Purchases-Police Department	314,052.00	Patrol Cars 2 Dodge Charger $60,000 Radio Towers 50% split with Fire $201,317, DJI Matrice 30T Drone $15,665, Balance Computers $37,069.90
300-000-3385-160	Transfer to Capital Improvement/Purchases-Airport	400,000.00	Taxiway construction-cost share $16,000
300-000-3385-130	Transfer to Capital Improvement/Purchases-Fire Department	363,767.00	Fire Marshall Vehicle Replacement $35,000, Insulate Station 2 $10,000, Radio Towers 50% split Police $201,317, ARPA grant purchase $40,000? May combine into truck purchase, Balance Computers $55,135.23, Station Door 2 replacement $5,595 (revenue from claim recv'd in FY22, Water rescue Boat $12,720. Fire Hose $4,000
300-000-3385-170	Transfer to Capital Improvement/Purchases-Drainage	8,981,114.00	Stratford & Freeman Street (DED project) $2,652,000, DNR ARPA Cost Share $6,329,113.94
300-000-3385-175	Transfer to Capital Improvement/Purchases-Senior Center	150,000.00	HVAC replacement, Fitness equipment $10,000, Storage Room relocation
300-000-3385-180	Transfer to Capital Improvement/Purchases-Parks & Recreation	578,900.00	Truck replacement $55,000, Dog Park $225,000 & $220,000, Fish Hatchery Creek $5,000, Bicycle Trails Downstream Loop $157,500 our share $64,800 from ADA trailhead access, Park Building Signage and Parking Lot $20,000, ADA sidewalk $5,000, ADA upgrade Scenic Park $98,000, 2 restrooms Morse Park $150,000, Coler Street Parking Lot $35,000, Lime Kiln restoration $30,000, Sidewalk Big Spring Park $2,000, Parks Building HVAC $1,400
300-000-3385-195	Transfer to Capital Improvement/Purchases-Auditorium	331,500.00	replace 3 1/2 in floppy drive with USB, $20,000, Roof Replacement Auditorium $182,000, Replace duct insulation on roof Auditorium $14,500, Table and Chairs $35,000, Lampo HVAC Replacement $80,000
300-000-3385-204	Transfer to Capital Improvement/Purchases-IOOF Cemetery	81,000.00	Cemetery RoadsCemetery SoftwareFix the Cemetery Porch $10,000
300-000-3385-450	Transfer to Capital Improvement/Purchases-Golf Course	244,400.00	Cart Path Resurface $200,000, Ice Machine at Pro Shop $6,500, Entrance Sign $5,899.60, Cart Replacement $20,000, 18 Ball washers with new poles $6,000, Water station $6,000
300-000-3385-800	Transfer to Capital Improvement/Purchases-Streets Department	257,500.00	$35,000 for construction of storage building 50%, $2,500 Ice machine replaced 50%, $220,000 State Spec dump truck to replace 1994 International
		12,081,233.00	-

Capital Improvement Sales Tax Other Uses		Amount	Justification & Supporting Information
300-000-3200-000	Sales Tax to TIF		
300-000-3220-000	Transfer to 2012A&B Fund		
300-000-3242-000	Transfer to Golf Cap Imp Debt	251,950.00	
300-000-3243-000	Transfer to Parks Department		

Hotel/Motel

Account	Account Name	FY2021 Actual	FY2022 Budget	As of 7/31/2022 Actual	Estimated FY2022 Actual	Proposed FY2023 Budget
Hotel/Motel Revenues						
310-310-4040-330	Motel Tax Revenue	93,438.76	80,000.00	83,933.24	100,719.89	94,373.00
310-310-4700-330	Interest Earned-Hotel/Motel	951.35	900.00	949.82	1,139.78	950.00
Total Hotel/Motel Revenues		**$ 94,390.11**	**$ 80,900.00**	**$ 84,883.06**	**$ 101,859.67**	**$ 95,323.00**
Hotel/Motel Expenditures						
310-310-5240-330	Motel Promotions	40,961.00	56,653.68	46,377.30	55,652.76	101,898.00
Total Hotel/Motel Expenditures		**$ 40,961.00**	**$ 56,653.68**	**$ 46,377.30**	**$ 55,652.76**	**$ 101,898.00**
Hotel/Motel Other Sources						
Total Hotel/Motel Other Sources		**$ -**	**$ -**	**$ -**	**$ -**	**$ -**
Hotel/Motel Other Uses						
310-000-3210-000	Tran to General Adm 3% Adm Cst	2,400.00	2,400.00	2,000.00	2,400.00	2,831.00
310-000-3255-000	Transfer to -Celebrate	-	4,300.00	-	4,300.00	15,000.00
310-000-3256-000	Tran to -Fall Festival	-	12,144.00	-	12,144.00	15,000.00
310-000-3257-000	Transfer to-Bluegrass	-	-	-	-	-
Total Hotel/Motel Other Uses		**$ 2,400.00**	**$ 18,844.00**	**$ 2,000.00**	**$ 18,844.00**	**$ 32,831.00**
Change in Fund Balance		51,029.11	5,402.32	36,505.76	27,362.91	(39,406.00)
Hotel/Motel Beginning Fund Balance"October 1"		**$ 254,277.49**	**$ 305,306.60**	**$ 305,306.60**	**$ 305,306.60**	**$ 332,669.51**
Total Hotel/Motel Funding Sources		**$ 348,667.60**	**$ 386,206.60**	**$ 390,189.66**	**$ 407,166.27**	**$ 427,992.51**
Total Hotel/Motel Funding Uses		**$ 43,361.00**	**$ 75,497.68**	**$ 48,377.30**	**$ 74,496.76**	**$ 134,729.00**
Hotel/Motel Beginning Fund Balance"September 30"		**$ 305,306.60**	**$ 310,708.92**	**$ 341,812.36**	**$ 332,669.51**	**$ 293,263.51**

90-Day Reserve		$ 25,125.53
	Days reserve	1,050.47

Hotel/Motel

		Department Request	
Hotel/Motel Revenues		Amount	Justification & Supporting Information
310-310-4040-330	Motel Tax Revenue	94,373.00	
310-310-4700-330	Interest Earned-Hotel/Motel	950.00	
		95,323.00	

Hotel/Motel Expenditures		Amount	Justification & Supporting Information
310-310-5240-330	Motel Promotions	101,898.00	Phase 2 Electrify Square- Meter Loops $48,900 from fund balance; Crowder College Roughrider Scholarship Rodeo $2,000; Neosho Disc Golf Tournament $3,600; Neosho Fireworks $15,000; Neosho Arts Council ArtCon $8,898, Digital advertising $3,500, Chamber Membership $20,000
		101,898.00	

Hotel/Motel Other Sources		Amount	Justification & Supporting Information

Hotel/Motel Other Uses		Amount	Justification & Supporting Information
310-000-3210-000	Tran to General Adm 3% Adm Cst	2,831.00	
310-000-3255-000	Transfer to -Celebrate	15,000.00	
310-000-3256-000	Tran to -Fall Festival	15,000.00	
310-000-3257-000	Transfer to-Bluegrass		

TIF

Account	Account Name	FY2021 Actual	FY2022 Budget	As of 7/31/2022 Actual	Estimated FY2022 Actual	Proposed FY2023 Budget
TIF Revenues						
360-360-4900-360	Real Est. Tax TIF County	344,961.66	300,000.00	356,985.09	356,985.09	-
360-360-4910-360	Sales Tax TIF County	-	655,181.39	154,149.39	184,979.27	-
360-360-4700-360	Interest Earned-TIF Fund	9,899.12	5,000.00	7,286.57	8,743.88	-
360-360-4900-000	CDBG Grant	51,487.20	-	-	-	-
Total TIF Revenues		**$ 406,347.98**	**$ 960,181.39**	**$ 518,421.05**	**$ 550,708.24**	**$ -**
TIF Expenditures						
360-360-5590-360	TIF Expenses	111,343.36	3,668,081.87	3,668,081.87	4,401,698.24	-
360-360-6980-360	TIF Reim. W/WW 2012A&B	51,299.27	52,135.00	46,701.31	56,041.57	-
Total TIF Expenditures		**$ 162,642.63**	**$ 3,720,216.87**	**$ 3,714,783.18**	**$ 4,457,739.82**	**$ -**
TIF Other Sources						
360-000-3300-000	Sales Tax to TIF					-
Total TIF Other Sources		**$ -**	**$ -**	**$ -**	**$ -**	**$ -**
TIF Other Uses						
Total TIF Other Uses		**$ -**	**$ -**	**$ -**	**$ -**	**$ -**
Change in Fund Balance		243,705.35	(2,760,035.48)	(3,196,362.13)	(3,907,031.57)	-
TIF Beginning Fund Balance"October 1"		**$ 2,484,577.65**	**$ 2,728,283.00**	**$ 2,728,283.00**	**$ 2,728,283.00**	**$ (1,178,748.57)**
Total TIF Funding Sources		**$ 2,890,925.63**	**$ 3,688,464.39**	**$ 3,246,704.05**	**$ 3,278,991.24**	**$ (1,178,748.57)**
Total TIF Funding Uses		**$ 162,642.63**	**$ 3,720,216.87**	**$ 3,714,783.18**	**$ 4,457,739.82**	**$ -**
TIF Beginning Fund Balance"September 30"		**$ 2,728,283.00**	**$ (31,752.48)**	**$ (468,079.13)**	**$ (1,178,748.57)**	**$ (1,178,748.57)**

90-Day Reserve	$ -
Days reserve	#DIV/0!

Golf Course

David Kennedy
City Manager
D.kennedy@neoshomo.org

The Neosho Municipal Golf Course is a beautiful 18-hole facility with two different nine-hole layouts. The original nine-hole course was constructed in 1924 by famous golf architect Perry Maxwell.

Revenue Category	FY2021 Actual	FY2022 Adopted Budget	FY2022 Current YTD Actuals	FY2023 Proposed Budget
Taxes	-	-	-	-
Intergovernmental	-	-	-	-
Licenses & Permits	-	-	-	-
Charges for Services	490,065.51	401,900.00	375,380.28	397,795.00
Fines & Forfeitures	-	-	-	-
Miscellaneous	3,320.41	1,700.00	2,105.22	1,700.00
Other Sources	426,643.28	514,338.00	349,450.00	604,341.99
	-	-	-	-
	-	-	-	-
Total	**920,029.20**	**917,938.00**	**726,935.50**	**1,003,836.99**
	$ -	$ -	$ -	$ -

Expense Category	FY2021 Actual	FY2022 Adopted Budget	FY2022 Current YTD Actuals	FY2023 Proposed Budget
Salaries, Benefits, & Support	199,390.57	242,078.00	168,921.12	314,193.00
Supplies & Materials	55,403.15	52,000.00	48,183.20	61,000.00
Maintenance & Repair	30,960.73	43,500.00	35,577.30	74,500.00
Contractual Services	26,003.19	33,200.00	22,678.63	36,828.00
Utilities	20,342.24	20,980.00	21,224.18	21,932.00
Other Expenses	68,536.64	64,420.00	59,656.71	77,954.00
Capital	180,534.36	173,210.00	97,894.45	272,610.00
Other Uses	-	-	-	-
Debt Service	274,318.28	288,550.00	184,311.96	251,950.00
Total	**855,489.16**	**917,938.00**	**638,447.55**	**1,110,967.00**
	$ -	$ -	$ -	$ -

Highlights - Variances of 10% (FY2022 Projected/FY2023)

Increases:

Part Time Salary- Increase minimum wage $12.00

Insurance and Bonds- Increase of property values 5.84% with additional Increase in property insurance 5.4% with additional 6% increase for FY23 Budget.

Concession Cost-Cost of inventory increase $10,000

Golf Cart Maintenance- Reflect maintenance cost increase $1,000

Uniforms- Material increase $500

Fuels/Lubricants - Increase in fuel prices $4,000

Chemicals- Cost of materials increase $8,000

General Supplies- Increase in Supply cost $2,000 9 restrooms

Capital - Additional capital projects added for maintenance and upgrades to course.

Decreases:

Staffing Levels	FY2021 Actual	FY2022 Adopted Budget	FY2022 Current Budget	FY2023 Proposed Budget
ProShop Manager	1	1	1	1
Grounds Supervisor	1	1	1	1
Lead Greenskeeper	1	1	1	1
DEPARTMENT TOTAL	**3**	**3**	**3**	**3**

Golf Course

Account	Account Name	FY2021 Actual	FY2022 Budget	As of 7/31/2022 Actual	Estimated FY2022 Actual	Proposed FY2023 Budget
Golf Course Revenues						
450-150-4350-430	Golf Course Fees	171,704.01	135,000.00	117,947.58	141,537.10	124,413.00
450-150-4360-430	Golf Cart Rentals	137,198.00	113,000.00	103,933.25	124,719.90	114,982.00
450-150-4361-430	Storage Rental	-	-	-	-	-
450-150-4370-430	Passes for Fees	82,089.25	75,500.00	81,378.50	97,654.20	75,500.00
450-150-4380-430	Pro Shop Revenue	34,432.75	30,000.00	28,137.60	33,765.12	30,000.00
450-150-4390-430	Driving Range Revenue	6,174.00	4,000.00	3,331.00	3,997.20	5,000.00
450-150-4395-430	Ghin System Revenues	351.00	-	-	-	-
450-150-4420-430	Golf Concessions Revenue	45,916.50	26,000.00	37,015.35	44,418.42	30,000.00
450-150-4500-430	Communtity Room Rental	1,735.00	1,700.00	-	-	1,700.00
450-150-4700-430	Interest Earned-Golf Course	73.41	-	133.59	160.31	-
450-150-4760-430	Insurance Proceeds	-	-	-	-	-
450-150-4800-430	Golf Course Miscellaneous	1,512.00	-	1,971.63	2,365.96	-
450-150-4820-430	Sale of Property	2,140.00	-	-	-	-
450-150-4993-430	Advertising Revenue	3,500.00	4,000.00	2,737.00	3,284.40	3,500.00
450-150-4352-430	Tournament Fees	6,560.00	14,400.00	900.00	1,080.00	14,400.00
Total Golf Course Revenues		**$ 493,385.92**	**$ 403,600.00**	**$ 377,485.50**	**$ 452,982.60**	**$ 399,495.00**
Golf Course Expenditures						
450-150-5010-430	Golf Course Salaries	85,149.59	106,180.00	74,991.03	106,180.00	153,130.00
450-150-5020-430	Golf Course Overtime	4,956.59	5,000.00	4,355.01	5,226.01	5,000.00
450-150-5030-430	Golf Course Part Time	66,311.47	76,600.00	55,201.21	66,241.45	84,000.00
450-150-5070-430	Availability Allowance	-	-	-	-	-
450-150-5170-430	Golf Course Social Security	11,841.03	14,366.00	10,216.50	13,590.03	18,523.00
450-150-5180-430	Golf Course Retirement	1,963.41	4,670.00	2,385.97	2,863.16	8,223.00
450-150-5190-430	Golf Course Health Insurance	17,746.88	23,037.00	13,596.87	16,316.24	30,211.00
450-150-5210-430	Golf Course Workers Comp.	9,414.13	8,225.00	6,158.60	7,390.32	10,606.00
450-150-5260-430	Golf Course Prof. Services	9,073.51	14,000.00	8,326.54	9,991.85	14,056.00
450-150-5270-430	Golf Course Credit Card Fees	7,209.22	9,000.00	6,759.89	8,111.87	9,000.00
450-150-5300-430	Golf Insurance & Bonds	9,720.46	10,200.00	7,592.20	9,110.64	13,772.00
450-150-5310-430	Golf Course Concession Cost	19,889.98	20,000.00	18,635.18	22,362.22	30,000.00
450-150-5314-430	Golf Course Accessories	25,603.69	20,000.00	23,338.96	28,006.75	25,000.00
450-150-5325-430	Grounds Maintenance	17,619.35	16,000.00	13,873.39	16,648.07	46,000.00
450-150-5330-430	Golf Equipment Maintenance	9,076.01	15,000.00	11,387.07	13,664.48	15,000.00
450-150-5320-430	Golf Facility Maintenance	2,354.41	10,000.00	7,468.48	8,962.18	10,000.00
450-150-5335-430	Golf Cart Maintenance	1,910.96	2,500.00	2,848.36	3,418.03	3,500.00
450-150-5350-430	Driving Range Expense	392.00	1,500.00	825.00	990.00	1,500.00
450-150-5360-430	Golf Course Member/Train/Trvl	-	1,000.00	36.00	43.20	1,000.00
450-150-5380-430	Uniforms	2,007.47	3,000.00	1,979.93	2,375.92	3,500.00
450-150-5395-430	Ghin System Expense	-	-	-	-	-
450-150-5530-430	Golf Course Fuels/Lubricants	16,612.09	16,000.00	16,617.57	19,941.08	20,000.00
450-150-5540-430	Golf Course Chemicals	48,149.06	48,000.00	44,462.60	53,355.12	55,000.00
450-150-5590-430	Golf Course General Supplies	7,254.09	4,000.00	3,720.60	4,464.72	6,000.00
450-150-5700-430	Golf Course Computer/Software	1,672.97	-	-	-	1,454.00
450-150-6300-430	Golf Course Electricity	15,395.83	16,000.00	17,114.95	20,537.94	16,532.00
450-150-6350-430	Golf Course Phones	4,946.41	4,980.00	4,109.23	4,931.08	5,400.00
450-150-6380-430	Lease Payments	28,209.36	28,210.00	23,507.80	28,209.36	28,210.00
450-150-5790-430	Capital Improvement	-	-	-	-	-
450-150-5610-430	Tournament Expenses	4,365.91	6,920.00	240.00	288.00	-
Total Golf Course Expenditures		**$ 428,845.88**	**$ 484,388.00**	**$ 379,748.94**	**$ 473,219.72**	**$ 614,617.00**
Golf Course Other Sources						
450-000-3340-000	Transfer fm General	46,755.00	95,000.00	-	95,000.00	290,399.99
450-000-3341-000	Transfer fm Parks -Mtce	54,000.00	119,338.00	99,450.00	119,338.00	61,992.00
450-000-3342-000	Transfer fm Capital Imp	325,888.28	300,000.00	250,000.00	300,000.00	251,950.00
Total Golf Course Other Sources		**$ 426,643.28**	**$ 514,338.00**	**$ 349,450.00**	**$ 514,338.00**	**$ 604,341.99**
Golf Course Other Uses						
450-000-3276-000	Transfer to 2016 DS	274,318.28	288,550.00	184,311.96	288,550.00	251,950.00
450-000-3285-000	Trns to Capital Improvement	152,325.00	145,000.00	74,386.65	145,000.00	244,400.00
Total Golf Course Other Uses		**$ 426,643.28**	**$ 433,550.00**	**$ 258,698.61**	**$ 433,550.00**	**$ 496,350.00**
Change in Fund Balance		64,540.04	-	88,487.95	60,550.88	(107,130.01)
Golf Course Beginning Fund Balance"October 1"		**$ 136,850.91**	**$ 201,390.95**	**$ 201,390.95**	**$ 201,390.95**	**$ 261,941.83**
Total Golf Course Funding Sources		**$ 1,056,880.11**	**$ 1,119,328.95**	**$ 928,326.45**	**$ 1,168,711.55**	**$ 1,265,778.82**
Total Golf Course Funding Uses		**$ 855,489.16**	**$ 917,938.00**	**$ 638,447.55**	**$ 906,769.72**	**$ 1,110,967.00**
Golf Course Beginning Fund Balance"September 30"		**$ 201,390.95**	**$ 201,390.95**	**$ 289,878.90**	**$ 261,941.83**	**$ 154,811.82**
90-Day Reserve						$ 151,549.40
				Days reserve		91.94

Golf Course	
Health Insurance Rate	7,552.68
Work Comp Rate	4.38%
Retirement Rate	5.20%

Payroll Detail

FTE	#	FY2022	FY2023 Budgeted	Availability Allowance	Social Security	Retirement	Insurance	Work Comp	Total Salary & Benefits
Adams, Jeff	1	36,595.52	$ 38,425.30		2,940.00	1,999.00	7,553.00	1,684.00	**$ 52,601.30**
Ottesen, Shea	1	31,200.00	$ 32,760.00		2,507.00	1,704.00	7,553.00	1,435.00	**$ 45,959.00**
Gray, Benjamin	1	33,280.00	$ 34,944.00		2,674.00	1,818.00	7,553.00	1,531.00	**$ 48,520.00**
Supervisor	1		$ 47,000.00		3,596.00	2,444.00	7,553.00	2,059.00	**$ 62,652.00**
	4.00	101,075.52	153,129.30	-	11,717.00	7,965.00	30,212.00	6,709.00	**$ 209,732.30**

Overtime	5,226.01	5,000.00
Part Time & Seasonal	66,241.45	84,000.00
Total Salaries	172,542.98	242,129.30

Golf Course Revenues		Department Request Amount	Justification & Supporting Information
450-150-4350-430	Golf Course Fees	124,413.00	estimated actuals for 2022- 5 year avg 2015-2020 $124,412.35
450-150-4360-430	Golf Cart Rentals	114,982.00	estimated actuals for 2022- 5 year avg 2015-2020 $114,981.47
450-150-4361-430	Storage Rental	-	
450-150-4370-430	Passes for Fees	75,500.00	
450-150-4380-430	Pro Shop Revenue	30,000.00	
450-150-4390-430	Driving Range Revenue	5,000.00	5 Year Historical
450-150-4395-430	Ghin System Revenues	-	
450-150-4420-430	Golf Concessions Revenue	30,000.00	5 Year Historical with increase for jump in 2021
450-150-4500-430	Communtity Room Rental	1,700.00	to be adjusted closer to end of year
450-150-4700-430	Interest Earned-Golf Course		
450-150-4760-430	Insurance Proceeds		
450-150-4800-430	Golf Course Miscellaneous		
450-150-4820-430	Sale of Property		
450-150-4993-430	Advertising Revenue	3,500.00	Historical
450-150-4352-430	Tournament Fees	14,400.00	to be adjusted closer to end of year
		399,495.00	

Golf Course Expenditures		Amount	Justification & Supporting Information
450-150-5010-430	Golf Course Salaries	153,130.00	
450-150-5020-430	Golf Course Overtime	5,000.00	
450-150-5030-430	Golf Course Part Time	84,000.00	Increase $7,400.00 to reflect the $.85 increase in minimum wage.
450-150-5070-430	Availability Allowance	-	
450-150-5170-430	Golf Course Social Security	18,523.00	
450-150-5180-430	Golf Course Retirement	8,223.00	
450-150-5190-430	Golf Course Health Insurance	30,211.00	
450-150-5210-430	Golf Course Workers Comp.	10,606.00	
450-150-5260-430	Golf Course Prof. Services	14,056.00	ForeUp $6000, Pest control $360, Stronghold $1896, AED inspection $100, liquor license renewal $50, newton county liquor license, $56.00 TEC security $4530, Soil testing $200, Fire inspection $300
450-150-5270-430	Golf Course Credit Card Fees	9,000.00	
450-150-5300-430	Golf Insurance & Bonds	13,772.00	Property Ins Incl 6%
450-150-5310-430	Golf Course Concession Cost	30,000.00	Increase $10,000.00 - input costs.
450-150-5314-430	Golf Course Accessories	25,000.00	Increase $5,000.00 - input costs.
450-150-5325-430	Grounds Maintenance	46,000.00	Sand and Dirt $30,000
450-150-5330-430	Golf Equipment Maintenance	15,000.00	Same
450-150-5320-430	Golf Facility Maintenance	10,000.00	Same
450-150-5335-430	Golf Cart Maintenance	3,500.00	Increase $1,000.00 to reflect maintenance cost increase.
450-150-5350-430	Driving Range Expense	1,500.00	Same
450-150-5360-430	Golf Course Member/Train/Trvl	1,000.00	Same
450-150-5380-430	Uniforms	3,500.00	Increase $500.00 clothing cost increase.
450-150-5395-430	Ghin System Expense	-	Same
450-150-5530-430	Golf Course Fuels/Lubricants	20,000.00	Increased $4,000.00 - increasing fuel costs.
450-150-5540-430	Golf Course Chemicals	55,000.00	Increase $7,000.00 input costs.
450-150-5590-430	Golf Course General Supplies	6,000.00	Additional $2,000.00 to supply 9 restrooms
450-150-5700-430	Golf Course Computer/Software	1,454.00	Firewall $195.59, Office 365 $712.58, Cyber Software $545.57
450-150-6300-430	Golf Course Electricity	16,532.00	7.38% over actual FY21 -due to increase from recent rate case
450-150-6350-430	Golf Course Phones	5,400.00	Phone increase.
450-150-6380-430	Lease Payments	28,210.00	Same
450-150-5610-430	Tournament Expenses		
		614,617.00	

Golf Course Other Sources		Amount	Justification & Supporting Information
450-000-3340-000	Transfer fm General	290,399.99	Cart Path Resurface $200,000, Ice Machine at Pro Shop $6,500, Entrance Sign $5,899.60, Cart Replacement $20,000, 18 Ball washers with new poles $6,000, Water station $6,000, Dirt and Sand $30,000 Ground maintenance
450-000-3341-000	Transfer fm Parks -Mtce	61,992.00	
450-000-3342-000	Transfer fm Capital Imp	251,950.00	

Golf Course Other Uses		Amount	Justification & Supporting Information
450-000-3276-000	Transfer to 2016 DS	251,950.00	2016 Debt Principal & Interest and Admin Fees
450-000-3285-000	Trns to Capital Improvement	244,400.00	Cart Path Resurface $200,000, Ice Machine at Pro Shop $6,500, Entrance Sign $5,899.60, Cart Replacement $20,000, 18 Ball washers with new poles $6,000, Water station $6,000

Abbott Brothers Trust

Kenny Balls
Parks & Recreation Manager
Kballs@neoshomo.org

The City of Neosho was gifted a farm in Cimarron County in Oklahoma in 1946 by J.W. Abbott. Proceeds from the farm may be used for maintenance and improvement of Big Spring Park.

Revenue Category	FY2021 Actual	FY2022 Adopted Budget	FY2022 Current YTD Actuals	FY2023 Proposed Budget
Taxes	-	-	-	-
Intergovernmental	-	-	-	-
Licenses & Permits	-	-	-	-
Charges for Services	3,498.45	1,000.00	-	1,000.00
Fines & Forefeitures	-	-	-	-
Miscellaneous	243.24	50.00	115.47	50.00
Other Sources	-	-	-	-
	-	-	-	-
	-	-	-	-
Total	**3,741.69**	**1,050.00**	**115.47**	**1,050.00**
	$ (171.00)	$ -	$ -	$ -

Expense Category	FY2021 Actual	FY2022 Adopted Budget	FY2022 Current YTD Actuals	FY2023 Proposed Budget
Salaries, Benefits, & Support	-	-	-	-
Supplies & Materials	-	-	-	-
Maintenance & Repair	-	-	-	-
Contractual Services	230.00	200.00	-	200.00
Utilities	-	-	-	-
Other Expenses	158.00	158.00	157.00	158.00
Capital	-	-	-	-
Other Uses	32,850.00	-	-	-
Debt Service	-	-	-	-
Total	**33,238.00**	**358.00**	**157.00**	**358.00**
	$ -	$ -	$ -	$ -

Highlights - Variances of 10% (FY2022 Projected/FY2023)

Increases:

Decreases:

Staffing Levels	FY2021 Actual	FY2022 Adopted Budget	FY2022 Current Budget	FY2023 Proposed Budget
No FTEs				
DEPARTMENT TOTAL	**0**	**0**	**0**	**0**

Abbott Brothers

Account	Account Name	FY2021 Actual	FY2022 Budget	As of 7/31/2022 Actual	Estimated FY2022 Actual	Proposed FY2023 Budget
Abbott Brothers Revenues						
700-700-4570-700	Farm Proceeds	3,498.45	1,000.00	-	-	1,000.00
700-700-4700-700	Int. Earned-Abbott Brothers Fd	243.24	50.00	115.47	138.56	50.00
700-700-4760-700	Farm Insurance Claims	171.00	-	-	-	-
Total Abbott Brothers Revenues		**$ 3,912.69**	**$ 1,050.00**	**$ 115.47**	**$ 138.56**	**$ 1,050.00**
Abbott Brothers Expenditures						
700-700-5300-700	Insurance and Bonds	230.00	200.00	-	230.00	200.00
700-700-5440-700	Real Estate Taxes	158.00	158.00	157.00	157.00	158.00
Total Abbott Brothers Expenditures		**$ 388.00**	**$ 358.00**	**$ 157.00**	**$ 387.00**	**$ 358.00**
Abbott Brothers Other Sources						
Total Abbott Brothers Other Sources		**$ -**	**$ -**	**$ -**	**$ -**	**$ -**
Abbott Brothers Other Uses						
700-000-3243-000	Transfer to Parks Department	32,850.00	-	-	-	-
Total Abbott Brothers Other Uses		**$ 32,850.00**	**$ -**	**$ -**	**$ -**	**$ -**
Change in Fund Balance		(29,325.31)	692.00	(41.53)	(248.44)	692.00
Abbott Brothers Beginning Fund Balance"October 1"		**$ 68,819.62**	**$ 39,494.31**	**$ 39,494.31**	**$ 39,494.31**	**$ 39,245.87**
Total Abbott Brothers Funding Sources		**$ 72,732.31**	**$ 40,544.31**	**$ 39,609.78**	**$ 39,632.87**	**$ 40,295.87**
Total Abbott Brothers Funding Uses		**$ 33,238.00**	**$ 358.00**	**$ 157.00**	**$ 387.00**	**$ 358.00**
Abbott Brothers Beginning Fund Balance"September 30"		**$ 39,494.31**	**$ 40,186.31**	**$ 39,452.78**	**$ 39,245.87**	**$ 39,937.87**
Unrestricted Fund Balance						**$ 13,237.64**
Restricted Fund Balance						
Trust Principal						$ 26,700.23
90-Day Reserve						$ 88.27

Abbott Brothers

		Department Request	
Abbott Brothers Revenues		Amount	Justification & Supporting Information
700-700-4570-700	Farm Proceeds	1,000.00	
700-700-4700-700	Int. Earned-Abbott Brothers Fd	50.00	Decrease - Lower Fund Balance
700-700-4760-700	Farm Insurance Claims		
		1,050.00	

Abbott Brothers Expenditures		Amount	Justification & Supporting Information
700-700-5300-700	Insurance and Bonds	200.00	
700-700-5440-700	Real Estate Taxes	158.00	
		-	

Abbott Brothers Other Sources	Amount	Justification & Supporting Information

Abbott Brothers Other Uses		Amount	Justification & Supporting Information
700-000-3243-000	Transfer to Parks Department		

Morse Park Trust

Kenny Balls
Parks & Recreation Manager
Kballs@neoshomo.org

Revenue Category	FY2021 Actual	FY2022 Adopted Budget	FY2022 Current YTD Actuals	FY2023 Proposed Budget
Taxes	-	-	-	-
Intergovernmental	-	-	-	-
Licenses & Permits	-	-	-	-
Charges for Services	-	-	-	-
Fines & Forefeitures	-	-	-	-
Miscellaneous	12.67	13.00	10.69	13.00
Other Sources	-	-	-	-
	-	-	-	-
	-	-	-	-
Total	**12.67**	**13.00**	**10.69**	**13.00**
	$ -	$ -	$ -	$ -

Expense Category	FY2021 Actual	FY2022 Adopted Budget	FY2022 Current YTD Actuals	FY2023 Proposed Budget
Salaries, Benefits, & Support	-	-	-	-
Supplies & Materials	-	-	-	-
Maintenance & Repair	-	-	-	-
Contractual Services	-	-	-	-
Utilities	-	-	-	-
Other Expenses	-	-	-	-
Capital	-	-	-	-
Other Uses	-	-	-	-
Debt Service	-	-	-	-
Total	**-**	**-**	**-**	**-**
	$ -	$ -	$ -	$ -

Highlights - Variances of 10% (FY2022 Projected/FY2023)

Increases:

Decreases:

Staffing Levels	FY2021 Actual	FY2022 Adopted Budget	FY2022 Current Budget	FY2023 Proposed Budget
No FTEs				
DEPARTMENT TOTAL	**0**	**0**	**0**	**0**

Morse Park Trust

Account	Account Name	FY2021 Actual	FY2022 Budget	As of 7/31/2022 Actual	Estimated FY2022 Actual	Proposed FY2023 Budget
Morse Park Trust Revenues						
710-710-4700-710	Interest Earned-Morse Park Fd	12.67	13.00	10.69	12.83	13.00
Total Morse Park Trust Revenues		**$ 12.67**	**$ 13.00**	**$ 10.69**	**$ 12.83**	**$ 13.00**
Morse Park Trust Expenditures						
Total Morse Park Trust Expenditures		**$ -**	**$ -**	**$ -**	**$ -**	**$ -**
Morse Park Trust Other Sources						
Total Morse Park Trust Other Sources		**$ -**	**$ -**	**$ -**	**$ -**	**$ -**
Morse Park Trust Other Uses						
Total Morse Park Trust Other Uses		**$ -**	**$ -**	**$ -**	**$ -**	**$ -**
Change in Fund Balance		12.67	13.00	10.69	12.83	13.00
Morse Park Trust Beginning Fund Balance"October 1"		**$ 3,627.71**	**$ 3,640.38**	**$ 3,640.38**	**$ 3,640.38**	**$ 3,653.21**
Total Morse Park Trust Funding Sources		**$ 3,640.38**	**$ 3,653.38**	**$ 3,651.07**	**$ 3,653.21**	**$ 3,666.21**
Total Morse Park Trust Funding Uses		**$ -**	**$ -**	**$ -**	**$ -**	**$ -**
Morse Park Trust Beginning Fund Balance"September 30"		**$ 3,640.38**	**$ 3,653.38**	**$ 3,651.07**	**$ 3,653.21**	**$ 3,666.21**
Unrestricted Fund Balance						**$ 1,166.21**
Restricted Fund Balance						
Trust Principal						$ 2,500.00
90-Day Reserve						$ -
				Days reserve		#DIV/0!

Morse Park Trust

		Department Request	
Morse Park Trust Revenues		Amount	Justification & Supporting Information
710-710-4700-710	Interest Earned-Morse Park Fd	13.00	
		13.00	

Morse Park Trust Expenditures	Amount	Justification & Supporting Information
	-	

Morse Park Trust Other Sources	Amount	Justification & Supporting Information

Morse Park Trust Other Uses	Amount	Justification & Supporting Information

Street Department

Nate Siler
Public Works Director
nsiler@neoshomo.org

Street Maintenance – The Department coordinates or conducts a wide variety of street maintenance activities, including crack filling, seal coating, patching, striping, shouldering, signage, street lights, resurfacing, reconstruction, snow and ice control, and sidewalk repair or replacement.

Revenue Category	FY2021 Actual	FY2022 Adopted Budget	FY2022 Current YTD Actuals	FY2023 Proposed Budget
Taxes	1,317,990.51	1,138,076.00	1,141,696.21	1,143,885.00
Intergovernmental	352,631.12	339,025.00	317,364.16	339,025.00
Licenses & Permits	-	-	-	-
Charges for Services	-	-	-	-
Fines & Forefeitures	-	-	-	-
Miscellaneous	18,372.47	5,300.00	6,786.40	4,000.00
Other Sources	-	-	-	-
	-	-	-	-
	-	-	-	-
Total	**1,688,994.10**	**1,482,401.00**	**1,465,846.77**	**1,486,910.00**
	$ (0.00)	$ -	$ (0.00)	$ -

Expense Category	FY2021 Actual	FY2022 Adopted Budget	FY2022 Current YTD Actuals	FY2023 Proposed Budget
Salaries, Benefits, & Support	391,103.98	444,619.00	333,235.78	490,077.00
Supplies & Materials	70,005.77	93,500.00	49,232.79	103,500.00
Maintenance & Repair	48,831.74	60,000.00	46,821.53	60,000.00
Contractual Services	58,014.07	1,036,906.00	403,792.70	476,158.00
Utilities	158,711.47	161,236.00	125,542.01	170,602.00
Other Expenses	22,205.93	41,000.00	30,521.24	48,255.00
Capital	70,174.87	74,852.00	74,626.71	522,852.00
Other Uses	5,660.00	16,989.00	4,245.03	5,660.00
Debt Service	3,551.98	3,466.00	3,501.73	2,453.00
Total	**828,259.81**	**1,932,568.00**	**1,071,519.52**	**1,879,557.00**
	$ (7,969.82)	$ -	$ -	$ -

Highlights - Variances of 10% (FY2022 Projected/FY2023)
Increases:
Computer Software - Office 365 Cyber Software $3,354
Salaries and Benefits- Increase in base salaries
Fuel and Lubricants - Increase for fuel cost
Decreases:
Vehicle License Fees - Decrease from out of stste vehicle purchases $24,000 estimate
Uniforms - Decrease $650 based on need
Street Contracts - Decrease of street overlays & slurry seal

Staffing Levels	FY2021 Actual	FY2022 Adopted Budget	FY2022 Current Budget	FY2023 Proposed Budget
Director	1	1	1	1
Superintendent	1	1	1	1
Foreman	1	1	1	1
Maintenance	2	2	2	2
Mechanic	1	1	1	1
Operator	1	1	1	1
Laborer	1	1	1	1
DEPARTMENT TOTAL	**8**	**8**	**8**	**8**

Street Department

Account	Account Name	FY2021 Actual	FY2022 Budget	As of 7/31/2022 Actual	Estimated FY2022 Actual	Proposed FY2023 Budget
Street Department Revenues						
800-800-4030-800	Transportation Sales Tax	1,115,047.66	960,276.00	985,560.87	1,182,673.04	989,085.00
800-800-4090-800	Vehicle Sales Tax	129,163.36	106,000.00	96,060.65	115,272.78	85,000.00
800-800-4130-800	Sanitation Enforcement	14,786.03	15,800.00	13,365.85	16,039.02	15,800.00
800-800-4180-800	Vehicle License Fees	58,993.46	56,000.00	46,708.84	56,050.61	54,000.00
800-800-4201-800	CARES Act	1,391.37	-	-	-	-
800-800-4280-800	Gasoline Tax	314,096.88	315,000.00	290,824.38	348,989.26	315,000.00
800-800-4440-800	STP Funding for Roads	-	-	-	-	-
800-800-4660-800	FEMA Revenues	11,482.72	-	-	-	-
800-800-4700-800	Interest Earned-Street Fund	4,298.05	3,500.00	4,986.40	5,983.68	4,000.00
800-800-4760-800	Street Insurance Claims	-	-	-	-	-
800-800-4800-800	Street Department Misc.	2,591.70	1,800.00	1,800.00	2,160.00	-
800-800-4820-800	Street Sale of Property	12,257.00	-	-	-	-
833-833-4851-833	TDD Road Mtce Agreement	24,702.00	-	26,327.00	26,327.00	24,025.00
800-800-4850-800	TDD Road Mtce Contract	-	24,025.00	-	-	-
833-833-4700-833	Interest Earned-TDD Mtce	183.87	-	212.78	212.78	-
Total Street Department Revenues		**$ 1,688,994.10**	**$ 1,482,401.00**	**$ 1,465,846.77**	**$ 1,753,708.17**	**$ 1,486,910.00**
Street Department Expenditures						
800-800-5010-800	Street Salaries	267,775.70	297,517.00	235,060.07	282,072.08	332,264.00
800-800-5020-800	Street Overtime	14,205.84	16,000.00	9,742.28	11,690.74	16,000.00
800-800-5030-800	Street Part Time	7,207.50	10,000.00	-	-	12,000.00
800-800-5070-800	Availability Allowance	1,350.00	1,440.00	900.00	1,080.00	1,440.00
800-800-5170-800	Street Social Security	21,143.15	24,750.00	17,908.64	21,490.37	27,561.00
800-800-5180-800	Street Retirement	7,969.88	13,168.00	9,458.23	11,349.88	18,110.00
800-800-5190-800	Street Health Insurance	51,521.75	60,423.00	45,434.82	54,521.78	60,422.00
800-800-5210-800	Street Workers Compensation	14,480.24	14,171.00	11,375.23	13,650.28	15,780.00
800-800-5260-800	Street Professional Services	5,410.85	21,032.00	4,678.04	5,613.65	21,032.00
800-800-5260-360	Street TIF Professional Srvc	-	-	10,406.00	12,487.20	50,000.00
800-800-5300-800	Street Insurance & Bonds	13,822.70	15,000.00	10,796.41	12,955.69	5,126.00
800-800-5320-800	Street Facility Maintenance	1,729.34	10,000.00	832.69	999.23	10,000.00
800-800-5330-800	Street Equipment Maintenance	47,102.40	50,000.00	45,988.84	55,186.61	50,000.00
800-800-5360-800	Street Member/Training/Travel	508.00	1,500.00	200.00	240.00	1,500.00
800-800-5380-800	Street Uniforms	4,941.92	5,650.00	3,156.51	3,787.81	5,000.00
800-800-5530-800	Street Fuels/Lubricants	19,973.10	35,000.00	28,244.22	33,893.06	40,000.00
800-800-5580-800	Street Maintenance Materials	61,576.69	70,000.00	32,125.00	38,550.00	70,000.00
800-800-5590-800	Street General Supplies	2,964.32	3,500.00	1,992.65	2,391.18	3,500.00
800-800-5600-800	Street Signs and Markings	5,464.76	20,000.00	15,115.14	18,138.17	30,000.00
800-800-5700-800	Street Computers, Software	333.87	1,500.00	575.77	690.92	3,755.00
800-800-5800-800	Street Contracts Street	38,780.52	1,000,874.00	377,912.25	1,000,874.00	400,000.00
800-800-6340-800	Street Lights	146,233.04	147,696.00	115,418.49	147,696.00	157,025.00
800-800-6190-800	COVID Expenditures	-	-	-	-	-
800-800-6300-800	Street Electricity	5,650.37	6,000.00	4,014.66	6,000.00	6,068.00
800-800-6310-800	Street Heating Fuels	1,892.26	2,500.00	2,361.54	2,000.00	2,649.00
800-800-6350-800	Street Phones	4,935.80	5,040.00	3,747.32	4,496.78	4,860.00
800-800-6380-800	Lease Purchase Payments	7,851.71	7,852.00	7,851.71	7,851.71	7,852.00
800-800-6390-800	Street Minor Equipment	1,898.96	4,500.00	1,701.25	4,500.00	4,500.00
800-800-5790-800	Street Capital Other	-	-	-	-	37,500.00
800-800-5780-800	Street Capital Vehicles	-	-	-	-	220,000.00
833-833-5320-833	TDD Street Maintenance	7,969.82	-	-	-	-
Total Street Department Expenditures		**$ 764,694.49**	**$ 1,845,113.00**	**$ 996,997.76**	**$ 1,754,207.14**	**$ 1,613,944.00**
Street Department Other Sources						
0	0				-	-
Total Street Department Other Sources		**$ -**	**$ -**	**$ -**	**$ -**	**$ -**
Street Department Other Uses						
800-000-3200-000	Sales Tax to TIF	-	11,329.00	-	11,329.00	-
800-000-3216-000	Transfer to Airport -Land	5,660.00	5,660.00	4,245.03	5,660.00	5,660.00
800-000-3220-000	Transfer to 2012A&B Fund	3,551.98	3,466.00	3,501.73	3,466.00	2,453.00
800-000-3276-000	Transfer to 2016 DS	-	-	-	-	-
800-000-3285-000	Trns to Capital Improvement	62,323.16	67,000.00	66,775.00	67,000.00	257,500.00
Total Street Department Other Uses		**$ 71,535.14**	**$ 87,455.00**	**$ 74,521.76**	**$ 87,455.00**	**$ 265,613.00**
Change in Fund Balance		852,764.47	(450,167.00)	394,327.25	(87,953.97)	(392,647.00)
Street Department Beginning Fund Balance"October 1"		**$ 1,004,606.00**	**$ 1,857,370.47**	**$ 1,857,370.47**	**$ 1,857,370.47**	**$ 1,769,416.50**
Total Street Department Funding Sources		**$ 2,693,600.10**	**$ 3,339,771.47**	**$ 3,323,217.24**	**$ 3,611,078.64**	**$ 3,256,326.50**
Total Street Department Funding Uses		**$ 836,229.63**	**$ 1,932,568.00**	**$ 1,071,519.52**	**$ 1,841,662.14**	**$ 1,879,557.00**
Street Department Beginning Fund Balance"September 30"		**$ 1,857,370.47**	**$ 1,407,203.47**	**$ 2,251,697.72**	**$ 1,769,416.50**	**$ 1,376,769.50**

90-Day Reserve $ 397,958.79

Days reserve 311.36

Street Sales Tax	
Health Insurance Rate	7,552.68
Work Comp Rate	4.38%
Retirement Rate	5.20%

Payroll Detail

FTE	#	FY2022	FY2023 Budgeted	Availability Allowance	Social Security	Retirement	Insurance	Work Comp	Total Salary & Benefits
Siler, Nathaniel	1	57,200.00	$ 65,000.00	360	4,973.00	3,380.00	7,553.00	2,847.00	**$ 84,113.00**
Barratt, Jr. Jeffery	1	48,880.00	$ 53,890.20	360	4,123.00	2,803.00	7,553.00	2,361.00	**$ 71,090.20**
Parnell, Kristopher	1	30,160.00	$ 33,251.40		2,544.00	1,730.00	7,553.00	1,457.00	**$ 46,535.40**
Barton, Randy	1	35,435.66	$ 39,067.82	360	2,989.00	2,032.00	7,553.00	1,712.00	**$ 53,713.82**
Jenks, Jeffery	1	33,280.00	$ 38,587.50	360	2,952.00	2,007.00	7,553.00	1,691.00	**$ 53,150.50**
Roux, Tracy	1	33,280.00	$ 36,691.20		2,807.00	1,908.00	7,553.00	1,608.00	**$ 50,567.20**
Trenton Kimmel	1	28,500.00	$ 31,972.50		2,446.00	1,663.00	7,553.00	1,401.00	**$ 45,035.50**
Stewart, Steven	1	30,160.00	$ 33,802.65		2,586.00	1,758.00	7,553.00	1,481.00	**$ 47,180.65**
	8.00	296,895.66	332,263.27	1,440.00	25,420.00	17,281.00	60,424.00	14,558.00	**$ 451,386.27**

Overtime	5,226.01	16,000.00
Part Time & Seasonal	66,241.45	12,000.00
Total Salaries	368,363.12	360,263.27

Street Sales Tax Revenues		Department Request: Amount	Justification & Supporting Information
800-800-4030-800	Transportation Sales Tax	989,085.00	
800-800-4090-800	Vehicle Sales Tax	85,000.00	Historical Average reduce by SB
800-800-4130-800	Sanitation Enforcement	15,800.00	
800-800-4180-800	Vehicle License Fees	54,000.00	5 year Historical Average
800-800-4201-800	CARES Act		
800-800-4280-800	Gasoline Tax	315,000.00	5 year Historical Average
800-800-4440-800	STP Funding for Roads		
800-800-4660-800	FEMA Revenues		
800-800-4700-800	Interest Earned-Street Fund	4,000.00	
800-800-4760-800	Street Insurance Claims		
800-800-4800-800	Street Department Misc.		
800-800-4820-800	Street Sale of Property		
833-833-4851-833	TDD Road Mtce Agreement	24,025.00	TDD Contract Amount (year 5 of 10)
800-800-4850-800	TDD Road Mtce Contract		
833-833-4700-833	Interest Earned-TDD Mtce		
		1,486,910.00	

Street Sales Tax Expenditures		Amount	Justification & Supporting Information
800-800-5010-800	Street Salaries	332,264.00	
800-800-5020-800	Street Overtime	16,000.00	
800-800-5030-800	Street Part Time	12,000.00	
800-800-5070-800	Availability Allowance	1,440.00	
800-800-5170-800	Street Social Security	27,561.00	
800-800-5180-800	Street Retirement	18,110.00	
800-800-5190-800	Street Health Insurance	60,422.00	
800-800-5210-800	Street Workers Compensation	15,780.00	
800-800-5260-800	Street Professional Services	21,032.00	Tree services $5,000 Engineering services as needed $10,000, ADA Inspector $2,000, Pest Control $660, Stronghold $2772, Fire Inspections $300, Copier Agreement $200, AED certification $100,
800-800-5260-360	Street TIF Professional Srvc	50,000.00	TIF Legal Fees $50,000
800-800-5300-800	Street Insurance & Bonds	5,126.00	Property Ins Incl 6%
800-800-5320-800	Street Facility Maintenance	10,000.00	Repairs as needed, such as heat and air or damages to building from wear and tear
800-800-5330-800	Street Equipment Maintenance	50,000.00	
800-800-5360-800	Street Member/Training/Travel	1,500.00	Safety training, ADA training
800-800-5380-800	Street Uniforms	5,000.00	$5,000 for jeans, boots, coat, vest and hat allowance
800-800-5530-800	Street Fuels/Lubricants	40,000.00	
800-800-5580-800	Street Maintenance Materials	70,000.00	Fluctuates depending on snow and work load (salt, concrete, etc.)
800-800-5590-800	Street General Supplies	3,500.00	
800-800-5600-800	Street Signs and Markings	30,000.00	Add $10,000 for decorative signs around square
800-800-5700-800	Street Computers, Software	3,755.00	Adobe License Renewal $204, firewall $195.59, Office 365 $1,900.21, Cyber Software $1,454.85
800-800-5800-800	Street Contracts Street	400,000.00	Overlays $400,000
800-800-6340-800	Street Lights	157,025.00	7.38% over actual FY21 -due to increase from recent rate case
800-800-6190-800	COVID Expenditures		
800-800-6300-800	Street Electricity	6,068.00	7.38% over actual FY21 -due to increase from recent rate case
800-800-6310-800	Street Heating Fuels	2,649.00	Spire requested 5.94%-case ongoing
800-800-6350-800	Street Phones	4,860.00	
800-800-6380-800	Lease Purchase Payments	7,852.00	Radio Payment (5 of 5)
800-800-6390-800	Street Minor Equipment	4,500.00	Used for the purchase of tools and smaller equipment as needed
800-800-5790-800	Street Capital Other	37,500.00	$35,000 for construction of storage building 50%, $2,500 Ice machine replaced 50%
800-800-5780-800	Street Capital Vehicles	220,000.00	$220,000 State Spec dump truck to replace 1994 International
833-833-5320-833	TDD Street Maintenance		
		1,613,944.00	
		-	

Street Sales Tax Other Sources	Amount	Justification & Supporting Information

Street Sales Tax Other Uses		Amount	Justification & Supporting Information
800-000-3200-000	Sales Tax to TIF	-	
800-000-3216-000	Transfer to Airport -Land	5,660.00	
800-000-3220-000	Transfer to 2012A&B Fund	2,453.00	2012 Debt Principal & Interest and Admin Fees
800-000-3276-000	Transfer to 2016 DS		
800-000-3285-000	Trns to Capital Improvement	257,500.00	$35,000 for construction of storage building 50%, $2,500 Ice machine replaced 50%, $220,000 State Spec dump truck to replace 1994 International

Street/Bridge

David Kennedy
City Manager
d.kennedy@neoshomo.org

The Citizens voted in a 1/8 of 1% tax to repay the $3,500,000 bonds issued in 2007 for the South Street Roundabout, Howard Bush Drive, La-z-boy Parkway and improvements to State Highway 59

Revenue Category	FY2021 Actual	FY2022 Adopted Budget	FY2022 Current YTD Actuals	FY2023 Proposed Budget
Taxes	371,630.77	320,012.00	328,448.33	329,613.00
Intergovernmental	-	-	-	-
Licenses & Permits	-	-	-	-
Charges for Services	-	-	-	-
Fines & Forefeitures	-	-	-	-
Miscellaneous	1,584.07	-	1,593.30	-
Other Sources	-	-	-	-
	-	-	-	-
	-	-	-	-
Total	**373,214.84**	**320,012.00**	**330,041.63**	**329,613.00**
	$ -	$ -	$ -	$ -

Expense Category	FY2021 Actual	FY2022 Adopted Budget	FY2022 Current YTD Actuals	FY2023 Proposed Budget
Salaries, Benefits, & Support	-	-	-	-
Supplies & Materials	-	-	-	-
Maintenance & Repair	-	-	-	-
Contractual Services	-	-	-	-
Utilities	-	-	-	-
Other Expenses	-	-	-	-
Capital	-	-	-	-
Other Uses	-	-	-	-
Debt Service	242,078.89	232,201.00	218,075.07	233,102.00
Total	**242,078.89**	**232,201.00**	**218,075.07**	**233,102.00**
	$ -	$ -	$ -	$ -

Highlights - Variances of 10% (FY2022 Projected/FY2023)

Increases:

Decreases:

Staffing Levels	FY2021 Actual	FY2022 Adopted Budget	FY2022 Current Budget	FY2023 Proposed Budget
No FTEs				
DEPARTMENT TOTAL	**0**	**0**	**0**	**0**

Street Bridge

Account	Account Name	FY2021 Actual	FY2022 Budget	As of 7/31/2022 Actual	Estimated FY2022 Actual	Proposed FY2023 Budget
Street Bridge Revenues						
900-900-4030-900	Street/Bridge Sales Tax	371,630.77	320,012.00	328,448.33	394,138.00	329,613.00
900-900-4700-900	Interest Earned-Street Bridge	1,584.07	-	1,593.30	1,911.96	-
Total Street Bridge Revenues		**$ 373,214.84**	**$ 320,012.00**	**$ 330,041.63**	**$ 396,049.96**	**$ 329,613.00**
Street Bridge Expenditures						
Total Street Bridge Expenditures		**$ -**	**$ -**	**$ -**	**$ -**	**$ -**
Street Bridge Other Sources						
0	0					-
Total Street Bridge Other Sources		**$ -**	**$ -**	**$ -**	**$ -**	**$ -**
Street Bridge Other Uses						
900-000-3273-000	Transfer to 2013 SpObl Bond	500.00	-	-	-	-
900-000-3221-000	Transfer to 2021 Series DS	241,578.89	232,201.00	218,075.07	218,075.07	233,102.00
Total Street Bridge Other Uses		**$ 242,078.89**	**$ 232,201.00**	**$ 218,075.07**	**$ 218,075.07**	**$ 233,102.00**
Change in Fund Balance		131,135.95	87,811.00	111,966.56	177,974.89	96,511.00
Street Bridge Beginning Fund Balance"October 1"		**$ 451,744.26**	**$ 582,880.21**	**$ 582,880.21**	**$ 582,880.21**	**$ 760,855.10**
Total Street Bridge Funding Sources		**$ 824,959.10**	**$ 902,892.21**	**$ 912,921.84**	**$ 978,930.17**	**$ 1,090,468.10**
Total Street Bridge Funding Uses		**$ 242,078.89**	**$ 232,201.00**	**$ 218,075.07**	**$ 218,075.07**	**$ 233,102.00**
Street Bridge Beginning Fund Balance"September 30"		**$ 582,880.21**	**$ 670,691.21**	**$ 694,846.77**	**$ 760,855.10**	**$ 857,366.10**

90-Day Reserve $ -

Street Bridge

		Department Request	
Street Bridge Revenues		Amount	Justification & Supporting Information
900-900-4030-900	Street/Bridge Sales Tax	329,613.00	
900-900-4700-900	Interest Earned-Street Bridge		
		329,613.00	

Street Bridge Expenditures	Amount	Justification & Supporting Information
	-	

Street Bridge Other Sources	Amount	Justification & Supporting Information

Street Bridge Other Uses		Amount	Justification & Supporting Information
900-000-3273-000	Transfer to 2013 SpObl Bond		
900-000-3221-000	Transfer to 2021 Series DS	233,102.00	2021 Debt Principal & Interest Payment & Admin Fees

Police Donation

Jason Baird
Chief of Police
j.baird@neoshomo.org

The program is limited to residents within the City limits and provides Christmas for the less fortunate children in Neosho.

Revenue Category	FY2021 Actual	FY2022 Adopted Budget	FY2022 Current YTD Actuals	FY2023 Proposed Budget
Taxes	-	-	-	-
Intergovernmental	-	-	-	-
Licenses & Permits	-	-	-	-
Charges for Services	-	-	-	-
Fines & Forefeitures	-	-	-	-
Miscellaneous	16,357.59	18,444.65	18,443.24	15,510.00
Other Sources	-	-	-	-
Total	**16,357.59**	**18,444.65**	**18,443.24**	**15,510.00**
	$ -	$ -	$ -	$ -

Expense Category	FY2021 Actual	FY2022 Adopted Budget	FY2022 Current YTD Actuals	FY2023 Proposed Budget
Salaries, Benefits, & Support	-	-	-	-
Supplies & Materials	-	-	-	-
Maintenance & Repair	-	-	-	-
Contractual Services	-	-	-	-
Utilities	-	-	-	-
Other Expenses	16,803.00	19,066.45	19,066.45	15,500.00
Capital	-	-	-	-
Other Uses	-	-	-	-
Debt Service	-	-	-	-
Total	**16,803.00**	**19,066.45**	**19,066.45**	**15,500.00**
	$ -	$ -	$ -	$ -

Highlights - Variances of 10% (FY2022 Projected/FY2023)

Increases:

Decreases:

Staffing Levels	FY2021 Actual	FY2022 Adopted Budget	FY2022 Current Budget	FY2023 Proposed Budget
No FTE				
DEPARTMENT TOTAL	**0**	**0**	**0**	**0**

Police Donation

Account	Account Name	FY2021 Actual	FY2022 Budget	As of 7/31/2022 Actual	Estimated FY2022 Actual	Proposed FY2023 Budget
Police Donation Revenues						
124-124-4700-124	Interest Earned-Shop w/a Cop	12.98	10.00	8.59	10.31	10.00
124-124-4830-124	Shop With A Cop	16,344.61	18,434.65	18,434.65	18,434.65	15,500.00
Total Police Donation Revenues		**$ 16,357.59**	**$ 18,444.65**	**$ 18,443.24**	**$ 18,444.96**	**$ 15,510.00**
Police Donation Expenditures						
124-124-6440-124	Shop With A Cop Expenses	16,803.00	19,066.45	19,066.45	19,066.45	15,500.00
Total Police Donation Expenditures		**$ 16,803.00**	**$ 19,066.45**	**$ 19,066.45**	**$ 19,066.45**	**$ 15,500.00**
Police Donation Other Sources						
Total Police Donation Other Sources		**$ -**	**$ -**	**$ -**	**$ -**	**$ -**
Police Donation Other Uses						
Total Police Donation Other Uses		**$ -**	**$ -**	**$ -**	**$ -**	**$ -**
Change in Fund Balance		(445.41)	(621.80)	(623.21)	(621.49)	10.00
Police Donation Beginning Fund Balance"October 1"		**$ 2,531.54**	**$ 2,086.13**	**$ 2,086.13**	**$ 2,086.13**	**$ 1,464.64**
Total Police Donation Funding Sources		**$ 18,889.13**	**$ 20,530.78**	**$ 20,529.37**	**$ 20,531.09**	**$ 16,974.64**
Total Police Donation Funding Uses		**$ 16,803.00**	**$ 19,066.45**	**$ 19,066.45**	**$ 19,066.45**	**$ 15,500.00**
Police Donation Beginning Fund Balance"September 30"		**$ 2,086.13**	**$ 1,464.33**	**$ 1,462.92**	**$ 1,464.64**	**$ 1,474.64**

Police Donation

		Department Request	
Police Donation Revenues		Amount	Justification & Supporting Information
124-124-4700-124	Interest Earned-Shop w/a Cop	10.00	
124-124-4830-124	Shop With A Cop	15,500.00	
		15,510.00	

Police Donation Expenditures		Amount	Justification & Supporting Information
124-124-6440-124	Shop With A Cop Expenses	15,500.00	
		15,500.00	

Police Donation Other Sources	Amount	Justification & Supporting Information

Police Donation Other Uses	Amount	Justification & Supporting Information

D.A.R.E.

Jason Baird
Chief of Police
j.baird@neoshomo.org

Revenue Category	FY2021 Actual	FY2022 Adopted Budget	FY2022 Current YTD Actuals	FY2023 Proposed Budget
Taxes	-	-	-	-
Intergovernmental	-	-	-	-
Licenses & Permits	-	-	-	-
Charges for Services	-	-	-	-
Fines & Forefeitures	-	-	-	-
Miscellaneous	1.87	2.00	1.58	-
Other Sources	-	-	-	-
	-	-	-	-
	-	-	-	-
Total	**1.87**	**2.00**	**1.58**	**-**
	$ -	$ -	$ -	$ -

Expense Category	FY2021 Actual	FY2022 Adopted Budget	FY2022 Current YTD Actuals	FY2023 Proposed Budget
Salaries, Benefits, & Support	-	-	-	-
Supplies & Materials	-	-	-	-
Maintenance & Repair	-	-	-	-
Contractual Services	-	-	-	-
Utilities	-	-	-	-
Other Expenses	-	-	-	-
Capital	-	-	-	-
Other Uses	-	-	-	-
Debt Service	-	-	-	-
Total	**-**	**-**	**-**	**-**
	$ -	$ -	$ -	$ -

Highlights - Variances of 10% (FY2022 Projected/FY2023)

Increases:

Decreases:

Combined with School Resource Officer under Police

Staffing Levels	FY2021 Actual	FY2022 Adopted Budget	FY2022 Current Budget	FY2023 Proposed Budget
No FTE				
DEPARTMENT TOTAL	**0**	**0**	**0**	**0**

D.A.R.E.

Account	Account Name	FY2021 Actual	FY2022 Budget	As of 7/31/2022 Actual	Estimated FY2022 Actual	Proposed FY2023 Budget
D.A.R.E. Revenues						
126-126-4700-126	D.A.R.E Interest Earned	1.87	2.00	1.58	1.90	-
126-126-4990-126	D.A.R.E Program Donations	-	-	-	-	-
Total D.A.R.E. Revenues		**$ 1.87**	**$ 2.00**	**$ 1.58**	**$ 1.90**	**$ -**
D.A.R.E. Expenditures						
126-126-6430-126	D.A.R.E Program Expenses	-	-	-	-	-
Total D.A.R.E. Expenditures		**$ -**	**$ -**	**$ -**	**$ -**	**$ -**
D.A.R.E. Other Sources						
Total D.A.R.E. Other Sources		**$ -**	**$ -**	**$ -**	**$ -**	**$ -**
D.A.R.E. Other Uses						
Total D.A.R.E. Other Uses		**$ -**	**$ -**	**$ -**	**$ -**	**$ -**
Change in Fund Balance		1.87	2.00	1.58	1.90	-
D.A.R.E. Beginning Fund Balance"October 1"		**$ 536.88**	**$ 538.75**	**$ 538.75**	**$ 538.75**	**$ 540.65**
Total D.A.R.E. Funding Sources		**$ 538.75**	**$ 540.75**	**$ 540.33**	**$ 540.65**	**$ 540.65**
Total D.A.R.E. Funding Uses		**$ -**	**$ -**	**$ -**	**$ -**	**$ -**
D.A.R.E. Beginning Fund Balance"September 30"		**$ 538.75**	**$ 540.75**	**$ 540.33**	**$ 540.65**	**$ 540.65**

D.A.R.E.

		Department Request	
D.A.R.E. Revenues		Amount	Justification & Supporting Information
126-126-4700-126	D.A.R.E Interest Earned	-	
126-126-4990-126	D.A.R.E Program Donations		
		-	

D.A.R.E. Expenditures		Amount	Justification & Supporting Information
126-126-6430-126	D.A.R.E Program Expenses		
		-	

D.A.R.E. Other Sources	Amount	Justification & Supporting Information

D.A.R.E. Other Uses	Amount	Justification & Supporting Information

2012 Series

Account	Account Name	FY2021 Actual	FY2022 Budget	As of 7/31/2022 Actual	Estimated FY2022 Actual	Proposed FY2023 Budget
2012 Series Revenues						
212-212-4700-212	Interest Income-2012 COPs	-	500.00	-	-	500.00
Total 2012 Series Revenues		**$ -**	**$ 500.00**	**$ -**	**$ -**	**$ 500.00**
2012 Series Expenditures						
212-212-5910-212	2012 B Principal	2,343.75	2,344.00	2,109.37	2,344.00	1,407.00
212-212-5920-212	2012 A & B Interest	198.06	122.00	327.36	122.00	46.00
212-212-5930-212	2012 Paying Agent Fees	-	1,000.00	(2,048.24)	1,000.00	1,000.00
Total 2012 Series Expenditures		**$ 2,541.81**	**$ 3,466.00**	**$ 388.49**	**$ 3,466.00**	**$ 2,453.00**
2012 Series Other Sources						
212-000-3320-000	Transfer fm Other Funds	3,551.98	3,466.00	3,501.73	3,466.00	2,453.00
						-
Total 2012 Series Other Sources		**$ 3,551.98**	**$ 3,466.00**	**$ 3,501.73**	**$ 3,466.00**	**$ 2,453.00**
2012 Series Other Uses						
						-
Total 2012 Series Other Uses		**$ -**	**$ -**	**$ -**	**$ -**	**$ -**
Change in Fund Balance		1,010.17	500.00	3,113.24	-	500.00
2012 Series Beginning Fund Balance"October 1"		**$ 3,179.14**	**$ 4,189.31**	**$ 4,189.31**	**$ 4,189.31**	**$ 4,189.31**
Total 2012 Series Funding Sources		**$ 6,731.12**	**$ 8,155.31**	**$ 7,691.04**	**$ 7,655.31**	**$ 7,142.31**
Total 2012 Series Funding Uses		**$ 2,541.81**	**$ 3,466.00**	**$ 388.49**	**$ 3,466.00**	**$ 2,453.00**
2012 Series Beginning Fund Balance"September 30"		**$ 4,189.31**	**$ 4,689.31**	**$ 7,302.55**	**$ 4,189.31**	**$ 4,689.31**

2013 Series

Account	Account Name	FY2021 Actual	FY2022 Budget	As of 7/31/2022 Actual	Estimated FY2022 Actual	Proposed FY2023 Budget
2013 Series Revenues						
213-213-4700-213	Interest Earned	390.67	-	33.88	40.66	-
	Proceeds from refunding	-	-	-		
Total 2013 Series Revenues		**$ 390.67**	**$ -**	**$ 33.88**	**$ 40.66**	**$ -**
2013 Series Expenditures						
213-213-5910-213	2013 SpObl Principal Pymt	1,830,000.00	-	-	-	-
213-213-5920-213	2013 Series Interest Payment	27,701.00	-	-	-	-
213-213-5940-213	2013 Series Admin Fees	1,350.37	-	-	-	-
Total 2013 Series Expenditures		**$ 1,859,051.37**	**$ -**	**$ -**	**$ -**	**$ -**
2013 Series Other Sources						
213-000-3373-000	Transfer from Street Bridge	1,560,485.93	-	-	-	-
Total 2013 Series Other Sources		**$ 1,560,485.93**	**$ -**	**$ -**	**$ -**	**$ -**
2013 Series Other Uses						
New	Transfer to 2021 Series SpcObl				310,224.28	-
Total 2013 Series Other Uses		**$ -**	**$ -**	**$ -**	**$ 310,224.28**	**$ -**
Change in Fund Balance		(298,174.77)	-	33.88	(310,183.62)	-
2013 Series Beginning Fund Balance"October 1"		**$ 309,716.72**	**$ 11,541.95**	**$ 11,541.95**	**$ 11,541.95**	**$ -**
Total 2013 Series Funding Sources		**$ 1,870,593.32**	**$ 11,541.95**	**$ 11,575.83**	**$ 11,582.61**	**$ -**
Total 2013 Series Funding Uses		**$ 1,859,051.37**	**$ -**	**$ -**	**$ 310,224.28**	**$ -**
2013 Series Beginning Fund Balance"September 30"		**$ 11,541.95**	**$ 11,541.95**	**$ 11,575.83**	**$ (298,641.67)**	**$ -**

2014 Series

Account	Account Name	FY2021 Actual	FY2022 Budget	As of 7/31/2022 Actual	Estimated FY2022 Actual	Proposed FY2023 Budget
2014 Series Revenues						
214-214-4700-214	Interest Income	-	-	-	-	-
	Proceeds from refunding	-	-	-		
Total 2014 Series Revenues		**$ -**	**$ -**	**$ -**	**$ -**	**$ -**
2014 Series Expenditures						
214-214-5910-214	2014 Series Principal Payment	1,840,000.00	-	-	-	-
214-214-5920-214	2014 Series Interest Payment	54,912.50	-	-	-	-
214-214-5940-214	2014 Series Admin Fees	1,366.22	-	-	-	-
Total 2014 Series Expenditures		**$ 1,896,278.72**	**$ -**	**$ -**	**$ -**	**$ -**
2014 Series Other Sources						
214-000-3314-000	Transfer from Other Funds	1,566,418.18	-	-	-	-
214-000-3320-000	Transfer to	(1,052.80)	-	-	-	-
Total 2014 Series Other Sources		**$ 1,565,365.38**	**$ -**	**$ -**	**$ -**	**$ -**
2014 Series Other Uses						
New	Transfer to 2021 Series SPcObl				331,063.73	-
Total 2014 Series Other Uses		**$ -**	**$ -**	**$ -**	**$ 331,063.73**	**$ -**
Change in Fund Balance		(330,913.34)	-	-	(331,063.73)	-
2014 Series Beginning Fund Balance"October 1"		**$ 331,063.73**	**$ 150.39**	**$ 150.39**	**$ 150.39**	**$ -**
Total 2014 Series Funding Sources		**$ 1,896,429.11**	**$ 150.39**	**$ 150.39**	**$ 150.39**	**$ -**
Total 2014 Series Funding Uses		**$ 1,896,278.72**	**$ -**	**$ -**	**$ 331,063.73**	**$ -**
2014 Series Beginning Fund Balance"September 30"		**$ 150.39**	**$ 150.39**	**$ 150.39**	**$ (330,913.34)**	**$ -**

2016 Series

Account	Account Name	FY2021 Actual	FY2022 Budget	As of 7/31/2022 Actual	Estimated FY2022 Actual	Proposed FY2023 Budget
2016 Series Revenues						
216-216-4700-216	Interest Income	-	-	-	-	-
Total 2016 Series Revenues		**$ -**	**$ -**	**$ -**	**$ -**	**$ -**
2016 Series Expenditures						
216-216-5910-216	Principal Paid 2016 COP	205,000.00	220,000.00	151,786.96	220,000.00	190,000.00
216-216-5920-216	Interest Expense 2016 Series	69,950.00	63,800.00	31,900.00	63,800.00	57,200.00
216-216-5940-216	2016 Series Admin Fees	1,344.25	4,750.00	625.00	4,750.00	4,750.00
Total 2016 Series Expenditures		**$ 276,294.25**	**$ 288,550.00**	**$ 184,311.96**	**$ 288,550.00**	**$ 251,950.00**
2016 Series Other Sources						
216-000-3376-000	Transfer in from Other Funds	276,398.59	288,550.00	184,311.96	288,550.00	251,950.00
Total 2016 Series Other Sources		**$ 276,398.59**	**$ 288,550.00**	**$ 184,311.96**	**$ 288,550.00**	**$ 251,950.00**
2016 Series Other Uses						
						-
Total 2016 Series Other Uses		**$ -**	**$ -**	**$ -**	**$ -**	**$ -**
Change in Fund Balance		104.34	-	-	-	-
2016 Series Beginning Fund Balance"October 1"		**$ 402,757.39**	**$ 402,861.73**	**$ 402,861.73**	**$ 402,861.73**	**$ 402,861.73**
Total 2016 Series Funding Sources		**$ 679,155.98**	**$ 691,411.73**	**$ 587,173.69**	**$ 691,411.73**	**$ 654,811.73**
Total 2016 Series Funding Uses		**$ 276,294.25**	**$ 288,550.00**	**$ 184,311.96**	**$ 288,550.00**	**$ 251,950.00**
2016 Series Beginning Fund Balance"September 30"		**$ 402,861.73**	**$ 402,861.73**	**$ 402,861.73**	**$ 402,861.73**	**$ 402,861.73**

2021 Series

Account	Account Name	FY2021 Actual	FY2022 Budget	As of 7/31/2022 Actual	Estimated FY2022 Actual	Proposed FY2023 Budget
2021 Series Revenues						
221-221-4700-221	Interest Earned 2021 Series	5.70	-	7.76		-
221-221-4750-221		3,202,763.00	-	-		-
Total 2021 Series Revenues		**$ 3,202,768.70**	**$ -**	**$ 7.76**	**$ -**	**$ -**
2021 Series Expenditures						
221-221-5910-221	2021 Series Principal	475,000.00	450,000.00	900,000.00	450,000.00	455,000.00
221-221-5920-221	2021 Series Interest	34,541.67	52,001.00	52,000.00	52,001.00	43,001.00
221-221-5940-221	2021 Series Admin Fees	300.00	2,500.00	318.00	2,500.00	2,500.00
221-221-5950-221	2021 Series Cost of Issuance	75,833.44	-	-	-	
Total 2021 Series Expenditures		**$ 585,675.11**	**$ 504,501.00**	**$ 952,318.00**	**$ 504,501.00**	**$ 500,501.00**
2021 Series Other Sources						
221-000-3321-000	Transfer in 2021 Series DS	509,541.67	504,501.00	476,000.00	641,288.01	500,501.00
Total 2021 Series Other Sources		**$ 509,541.67**	**$ 504,501.00**	**$ 476,000.00**	**$ 641,288.01**	**$ 500,501.00**
2021 Series Other Uses						
						-
Total 2021 Series Other Uses		**$ -**	**$ -**	**$ -**	**$ -**	**$ -**
Change in Fund Balance		3,126,635.26	-	(476,310.24)	136,787.01	-
2021 Series Beginning Fund Balance"October 1"		**$ -**	**$ 3,126,635.26**	**$ 3,126,635.26**	**$ 3,126,635.26**	**$ 3,263,422.27**
Total 2021 Series Funding Sources		**$ 3,712,310.37**	**$ 3,631,136.26**	**$ 3,602,643.02**	**$ 3,767,923.27**	**$ 3,763,923.27**
Total 2021 Series Funding Uses		**$ 585,675.11**	**$ 504,501.00**	**$ 952,318.00**	**$ 504,501.00**	**$ 500,501.00**
2021 Series Beginning Fund Balance"September 30"		**$ 3,126,635.26**	**$ 3,126,635.26**	**$ 2,650,325.02**	**$ 3,263,422.27**	**$ 3,263,422.27**

Employee Health Insurance

Krysti Muhic
Human Resource Director
Kmuhic@neoshomo.org

Revenue Category	FY2021 Actual	FY2022 Adopted Budget	FY2022 Current YTD Actuals	FY2023 Proposed Budget
Taxes	-	-	-	-
Intergovernmental	-	-	-	-
Licenses & Permits	-	-	-	-
Charges for Services	-	-	-	-
Fines & Forefeitures	-	-	-	-
Miscellaneous	843,867.76	1,004,023.00	698,247.98	1,017,607.00
Other Sources	-	-	-	-
	-	-	-	-
	-	-	-	-
Total	**843,867.76**	**1,004,023.00**	**698,247.98**	**1,017,607.00**
	$ -	$ -	$ -	$ -

Expense Category	FY2021 Actual	FY2022 Adopted Budget	FY2022 Current YTD Actuals	FY2023 Proposed Budget
Salaries, Benefits, & Support	-	-	-	-
Supplies & Materials	-	-	-	-
Maintenance & Repair	-	-	-	-
Contractual Services	-	-	-	-
Utilities	-	-	-	-
Other Expenses	874,630.73	1,003,925.00	773,471.76	1,017,506.00
Capital	-	-	-	-
Other Uses	-	-	-	-
Debt Service	-	-	-	-
Total	**874,630.73**	**1,003,925.00**	**773,471.76**	**1,017,506.00**
	$ -	$ -	$ -	$ -

Highlights - Variances of 10% (FY2022 Projected/FY2023)

Increases:

Decreases:

Staffing Levels	FY2021 Actual	FY2022 Adopted Budget	FY2022 Current Budget	FY2023 Proposed Budget
DEPARTMENT TOTAL	**0**	**0**	**0**	**0**

Health Insurance Fund

Account	Account Name	FY2021 Actual	FY2022 Budget	As of 7/31/2022 Actual	Estimated FY2022 Actual	Proposed FY2023 Budget
Health Insurance Fund Revenues						
290-290-4700-290	Interest Earned-Employee Ins.	114.07	100.00	68.38	82.06	100.00
290-290-4950-290	City's Portion - Insur.	702,398.95	845,923.00	587,632.94	820,805.00	859,507.00
290-290-4951-290	City Portion for Ins Shortage	-	-	-	-	-
290-290-4960-290	Employee Portion-Insurance	141,354.74	158,000.00	110,546.66	132,655.99	158,000.00
Total Health Insurance Fund Revenues		**$ 843,867.76**	**$ 1,004,023.00**	**$ 698,247.98**	**$ 953,543.05**	**$ 1,017,607.00**
Health Insurance Fund Expenditures						
290-290-6100-290	Health Insurance -Employee	-	-	-	-	-
290-290-6110-290	Health Insurance-Dependent	-	-	-	-	-
290-290-6140-290	Health Insurance Fees Employee	700,828.69	845,925.00	659,934.05	791,920.86	859,506.00
290-290-6150-290	Health Insurance Fees Dependnt	173,802.04	158,000.00	113,537.71	136,245.25	158,000.00
290-291-6120-290	Dental Insurance -Employee	-	-	-	-	-
290-291-6130-290	Dental Insurance Dependent	-	-	-	-	-
Total Health Insurance Fund Expenditures		**$ 874,630.73**	**$ 1,003,925.00**	**$ 773,471.76**	**$ 928,166.11**	**$ 1,017,506.00**
Health Insurance Fund Other Sources						
Total Health Insurance Fund Other Sources		**$ -**	**$ -**	**$ -**	**$ -**	**$ -**
Health Insurance Fund Other Uses						
Total Health Insurance Fund Other Uses		**$ -**	**$ -**	**$ -**	**$ -**	**$ -**
Change in Fund Balance		(30,762.97)	98.00	(75,223.78)	25,376.94	101.00
Health Insurance Fund Beginning Fund Balance"October 1"		**$ 51,156.20**	**$ 20,393.23**	**$ 20,393.23**	**$ 20,393.23**	**$ 45,770.17**
Total Health Insurance Fund Funding Sources		**$ 895,023.96**	**$ 1,024,416.23**	**$ 718,641.21**	**$ 973,936.28**	**$ 1,063,377.17**
Total Health Insurance Fund Funding Uses		**$ 874,630.73**	**$ 1,003,925.00**	**$ 773,471.76**	**$ 928,166.11**	**$ 1,017,506.00**
Health Insurance Fund Beginning Fund Balance"September 30"		**$ 20,393.23**	**$ 20,491.23**	**$ (54,830.55)**	**$ 45,770.17**	**$ 45,871.17**

90-Day Reserve

Days reserve #DIV/0!

Health Insurance Fund		
Health Insurance Rate		7,552.68
Work Comp Rate	-	
Retirement Rate	-	

		Department Request	
Health Insurance Fund Revenues		Amount	Justification & Supporting Information
290-290-4700-290	Interest Earned-Employee Ins.	100.00	
290-290-4950-290	City's Portion - Insur.	859,507.00	
290-290-4951-290	City Portion for Ins Shortage		
290-290-4960-290	Employee Portion-Insurance	158,000.00	
		1,017,607.00	

Health Insurance Fund Expenditures		Amount	Justification & Supporting Information
290-290-6100-290	Health Insurance -Employee		
290-290-6110-290	Health Insurance-Dependent		
290-290-6140-290	Health Insurance Fees Employee	859,506.00	
290-290-6150-290	Health Insurance Fees Dependnt	158,000.00	
290-291-6120-290	Dental Insurance -Employee		
290-291-6130-290	Dental Insurance Dependent		
		1,017,506.00	

Health Insurance Fund Other Sources	Amount	Justification & Supporting Information

Health Insurance Fund Other Uses	Amount	Justification & Supporting Information

Water Admin

Leslie Forest
Director of Finance
lforest@neoshomo.org

Water Admin/Finance is responsible for the oversight of all fiscal activities and safeguarding of City funds. The department provides a variety of financial services to Council, staff, and citizens. Services include accounting and financial reporting, budgeting, payroll, accounts payable, billing, licensing, and special financial analysis.

Revenue Category	FY2021 Actual	FY2022 Adopted Budget	FY2022 Current YTD Actuals	FY2023 Proposed Budget
Taxes	-	-	-	-
Intergovernmental	-	-	-	-
Licenses & Permits	-	-	-	-
Charges for Services	2,956,164.26	2,892,730.00	2,462,084.03	2,911,360.00
Fines & Forefeitures	-	-	-	-
Miscellaneous	37,253.63	17,000.00	21,603.03	26,000.00
Other Sources	-	-	-	-
Total	**2,993,417.89**	**2,909,730.00**	**2,483,687.06**	**2,937,360.00**
	$ -	$ -	$ -	$ -

Expense Category	FY2021 Actual	FY2022 Adopted Budget	FY2022 Current YTD Actuals	FY2023 Proposed Budget
Salaries, Benefits, & Support	317,476.10	389,776.00	292,489.52	408,310.00
Supplies & Materials	38,543.72	55,000.00	31,255.28	55,840.00
Maintenance & Repair	-	1,000.00	415.93	1,000.00
Contractual Services	600,805.30	628,220.00	503,052.83	656,063.00
Utilities	4,800.00	4,800.00	4,000.00	4,800.00
Other Expenses	1,370.88	1,000.00	294.36	2,916.00
Capital	-	-	-	-
Other Uses	-	-	-	-
Debt Service	-	-	-	-
Total	**962,996.00**	**1,079,796.00**	**831,507.92**	**1,128,929.00**
	$ -	$ -	$ 0.00	$ -

Highlights - Variances of 10% (FY2022 Projected/FY2023)

Increases:

Training/Travel - Increase for certification $1,900

Computer Software-Office 365 and cyber security $2,516

Decreases:

Staffing Levels	FY2021 Actual	FY2022 Adopted Budget	FY2022 Current Budget	FY2023 Proposed Budget
Finance Director	1	1	1	1
Water Admin Supervisor/Licensing	1	1	1	1
AP/PR Specialist	1	1	1	1
Billing Analyst	1	1	1	1
Collections Clerk	2	2	2	2
DEPARTMENT TOTAL	**6**	**6**	**6**	**6**

Water Admin

Account	Account Name	FY2021 Actual	FY2022 Budget	As of 7/31/2022 Actual	Estimated FY2022 Actual	Proposed FY2023 Budget
Water Admin Revenues						
500-510-3510-510	Penalties/Utility Bills	107,373.27	110,000.00	84,654.00	101,584.80	107,000.00
500-510-3530-510	Residential Trash Billing	514,757.65	525,600.00	478,819.26	574,583.11	545,280.00
500-510-3540-510	Service Application Fee	7,890.00	8,500.00	6,510.00	7,812.00	8,300.00
500-510-3560-510	Lease Pmt. Tower Space	46,584.81	48,630.00	42,559.71	51,071.65	50,780.00
500-510-3580-510	Trash Tag Sales	33.99	-	(37.08)	(44.50)	-
500-510-3600-510	Billing Customers-Water	2,279,524.54	2,200,000.00	1,849,578.14	2,219,493.77	2,200,000.00
500-510-4201-510	CARES Act	108.69	-	-	-	-
500-510-4700-510	Interest Earned-Water/WW	17,827.32	14,000.00	16,785.77	20,142.92	15,000.00
500-510-4792-510	Online Surcharge Fees	18,892.99	3,000.00	3,796.65	20,000.00	11,000.00
500-510-4800-510	Water Admin Miscellaneous	424.63	-	1,020.61	1,224.73	-
Total Water Admin Revenues		**$ 2,993,417.89**	**$ 2,909,730.00**	**$ 2,483,687.06**	**$ 2,995,868.49**	**$ 2,937,360.00**
Water Admin Expenditures						
500-510-5010-510	Water Admin Salaries	237,299.15	285,648.00	220,652.98	285,648.00	297,377.00
500-510-5020-510	Water Admin Overtime	1,681.68	3,000.00	2,699.66	3,239.59	3,000.00
500-510-5070-510	Availability Allowance	-	-	-	-	-
500-510-5170-510	Water Admin Social Security	17,858.15	22,082.00	16,295.22	19,554.26	22,979.00
500-510-5180-510	Water Admin Retirement	7,787.08	12,124.00	7,222.50	8,667.00	15,620.00
500-510-5190-510	Water Admin Health Insuranc	40,077.78	49,094.00	34,609.69	41,531.63	49,093.00
500-510-5210-510	Water Admin Workers Comp.	11,139.26	12,643.00	8,536.72	10,244.06	13,157.00
500-510-5260-510	Water Admin Prof. Services	73,993.13	87,300.00	67,030.31	80,436.37	96,447.00
500-510-5270-510	Water Admin Credit Card Fee	37,130.75	38,000.00	32,770.39	39,324.47	38,000.00
500-510-5273-510	Collection Agency Charges	2,788.07	3,000.00	1,382.68	1,659.22	3,000.00
500-510-5300-510	Water Admin Insurance & Bo	125.00	600.00	100.00	120.00	600.00
500-510-5330-510	Water Admin Equipment Mai	-	1,000.00	415.93	499.12	1,000.00
500-510-5360-510	Water Admin Member/Train/	1,633.00	5,185.00	2,472.75	2,967.30	7,084.00
500-510-5590-510	Water Admin General Supplic	38,543.72	55,000.00	31,255.28	37,506.34	55,840.00
500-510-5700-510	Water Admin Comp., Softwar	1,370.88	1,000.00	294.36	353.23	2,916.00
500-510-6250-510	Water Admin Trash Tag Expe	-	-	-	-	-
500-510-6260-510	Trash Service Paid	486,768.35	499,320.00	401,769.45	482,123.34	518,016.00
500-510-6350-510	Water Admin Phones	4,800.00	4,800.00	4,000.00	4,800.00	4,800.00
Total Water Admin Expenditures		**$ 962,996.00**	**$ 1,079,796.00**	**$ 831,507.92**	**$ 1,018,673.93**	**$ 1,128,929.00**
Water Admin Other Sources						
0	0					-
Total Water Admin Other Sources		**$ -**	**$ -**	**$ -**	**$ -**	**$ -**
Water Admin Other Uses						
0	0					-
Total Water Admin Other Uses		**$ -**	**$ -**	**$ -**	**$ -**	**$ -**
Change in Fund Balance		2,065,535.04	(1,663,357.38)	606,195.45	(996,876.81)	(1,121,255.00)
Water Admin Beginning Fund Balance"October 1"		**$ 5,706,164.45**	**$ 7,771,699.49**	**$ 7,771,699.49**	**$ 7,771,699.49**	**$ 6,895,943.40**
Total Water Admin Funding Sources		**$ 11,927,679.73**	**$ 14,510,572.74**	**$ 12,843,599.40**	**$ 13,873,430.40**	**$ 25,824,308.40**
Total Water Admin Funding Uses		**$ 4,155,980.24**	**$ 8,274,879.95**	**$ 4,364,770.53**	**$ 6,977,487.00**	**$ 20,049,620.00**
Water Admin Beginning Fund Balance"September 30"		**$ 7,771,699.49**	**$ 6,235,692.79**	**$ 8,478,828.87**	**$ 6,895,943.40**	**$ 5,774,688.40**
Water Replacement Reserve City Code Section 710.180		1,036,614.33	1,239,404.33	1,191,644.30	203,304.33	406,094.33
WW Replacement Reserve Ordinance No. 383-2009		631,953.25	722,974.25	701,976.48	235,279.25	326,300.25
WW Reserve - Slip Line		100,000.00	250,000.00	212,500.00	(108,000.00)	42,000.00
Meter Replacement Reserve		267,244.96	397,244.96	364,311.92	397,244.96	600,034.96
Main Replacement Reserve		250,000.00	500,000.00	437,497.00	206,986.00	456,986.00
2009B Restricted Funds Ordinance No. 421-2009		311,135.00	288,400.00	288,400.00	288,400.00	321,860.00
2011 Restricted Funds Ordinance No. 489-2011		503,250.00	466,000.00	466,000.00	466,000.00	525,800.00
Total Restricted Funds		3,100,197.54	3,864,023.54	3,662,329.70	1,689,214.54	2,679,075.54
Unrestricted Funds		**4,671,501.95**	**2,371,669.25**	**4,816,499.17**	**5,206,728.86**	**3,095,612.86**

90-Day Reserve $ 4,726,172.96

58.949

Water Administration	
Health Insurance Rate	7,552.68
Work Comp Rate	4.38%
Retirement Rate	5.20%

Payroll Detail

FTE	#	FY2022	FY2023 Budgeted	Availability Allowance	Social Security	Retirement	Insurance	Work Comp	Total Salary & Benefits
Forest, Leslie L.	1	75,000.00	$ 78,000.00		5,967.00	4,056.00	7,553.00	3,417.00	**$ 98,993.00**
Scott Megan D	1	42,681.60	$ 46,626.24		3,567.00	2,425.00	7,553.00	2,043.00	**$ 62,214.24**
Johnson Renee	1	40,996.80	$ 43,907.58		3,359.00	2,284.00	7,553.00	1,924.00	**$ 59,027.58**
Mendenhall Billie M.	1	38,480.00	$ 42,036.32		3,216.00	2,186.00	7,553.00	1,842.00	**$ 56,833.32**
Bloch, Tina M	1	29,120.00	$ 30,576.00		2,340.00	1,590.00	7,553.00	1,340.00	**$ 43,399.00**
Dill Chelsea B	1	34,652.80	$ 36,385.44		2,784.00	1,893.00	7,553.00	1,594.00	**$ 50,209.44**
Tomlinson, Nancy	0.5	18,200.00	$ 19,845.00		1,519.00	1,032.00	3,777.00	870.00	**$ 27,043.00**
	6.50	279,131.20	297,376.57	-	22,752.00	15,466.00	49,095.00	13,030.00	**$ 397,719.57**

Overtime	3,239.59	3,000.00
Part Time & Seasonal		
Total Salaries	282,370.79	300,376.57

Water Administration Revenues		Department Request Amount	Justification & Supporting Information
500-510-3510-510	Penalties/Utility Bills	107,000.00	
500-510-3530-510	Residential Trash Billing	545,280.00	4000 Accounts @ $11.36
500-510-3540-510	Service Application Fee	8,300.00	5 Year Historical Data
500-510-3560-510	Lease Pmt. Tower Space	50,780.00	
500-510-3580-510	Trash Tag Sales	-	
500-510-3600-510	Billing Customers-Water	2,200,000.00	Historical Data
500-510-4201-510	CARES Act		
500-510-4700-510	Interest Earned-Water/WW	15,000.00	5 Year Historical Data
500-510-4792-510	Online Surcharge Fees	11,000.00	5 Year Historical Data
500-510-4800-510	Water Admin Miscellaneous		
		2,937,360.00	

Water Administration Expenditures		Amount	Justification & Supporting Information
500-510-5010-510	Water Admin Salaries	297,377.00	License clerk 100% to Water Admin
500-510-5020-510	Water Admin Overtime	3,000.00	
500-510-5070-510	Availability Allowance	-	
500-510-5170-510	Water Admin Social Security	22,979.00	
500-510-5180-510	Water Admin Retirement	15,620.00	
500-510-5190-510	Water Admin Health Insurance	49,093.00	
500-510-5210-510	Water Admin Workers Comp.	13,157.00	
500-510-5260-510	Water Admin Prof. Services	96,447.00	Audit $15000, Folder Stuffer Lease $3000, Laserfische $300, Springbrook $32000, Copier Mtce $3000, Stronghold $29,000, Adcomp kiosk $9,147
500-510-5270-510	Water Admin Credit Card Fees	38,000.00	Historical
500-510-5273-510	Collection Agency Charges	3,000.00	Historical -Depends on Collections
500-510-5300-510	Water Admin Insurance & Bonds	600.00	bonds only
500-510-5330-510	Water Admin Equipment Maint.	1,000.00	
500-510-5360-510	Water Admin Member/Train/Trvl	7,084.00	AGA membership $230, GFOA Memberships $240, GFOA local conference $700, MML $700, AGA seminar/conference $300, GFOA National $2000, MOCCFOA $15, Staff training $500, Updated GAAFR literature $500, CGFM trainings/testing $1,800, FLSA $99
500-510-5590-510	Water Admin General Supplies	55,840.00	Postage $800, Postage permit $235, Water Billing Postage $44,000, copy paper $1400, envelopes $3600, Budget Supplies $100, Thermal receipt paper $130, Office Supplies $5535, Battery Backup $40
500-510-5700-510	Water Admin Comp., Software	2,916.00	Adobe License Renewal $204, firewall $195.59, Office 365 $1,425.15, Cyber Software $1,091.13
500-510-6250-510	Water Admin Trash Tag Expenses	-	
500-510-6260-510	Trash Service Paid	518,016.00	95% of Billing/per contract
500-510-6350-510	Water Admin Phones	4,800.00	
	Water Admin Capital		
		1,128,929.00	

Water Administration Other Sources	Amount	Justification & Supporting Information

Water Administration Other Uses	Amount	Justification & Supporting Information

Distribution & Maintenance

Nate Siler
Public Works Director
Nsiler@neoshomo.org

The primary responsibilities are to respond to customer service calls as they are received . Work activities include but are not limited to: daily, weekly, monthly and yearly routine preventative, and corrective maintenance activities for water main/service lines, water valves, fire hydrant, and install and repair water meters, mark the locations of mains and services in anticipation of underground construction, and assist in the annual flushing program and valve maintenance program.

Revenue Category	FY2021 Actual	FY2022 Adopted Budget	FY2022 Current YTD Actuals	FY2023 Proposed Budget
Taxes	-	-	-	-
Intergovernmental	-	-	-	5,000,000.00
Licenses & Permits	-	-	-	-
Charges for Services	-	-	-	-
Fines & Forfeitures	-	-	-	-
Miscellaneous	2,773.30	2,477.00	3,475.20	20,000.00
Other Sources	250,000.00	250,000.00	208,330.00	250,000.00
Total	**252,773.30**	**252,477.00**	**211,805.20**	**5,270,000.00**
	$ (4,607.80)	$ -	$ -	$ -

Expense Category	FY2021 Actual	FY2022 Adopted Budget	FY2022 Current YTD Actuals	FY2023 Proposed Budget
Salaries, Benefits, & Support	333,068.32	512,493.00	356,470.65	552,281.00
Supplies & Materials	2,981.11	4,000.00	2,030.89	4,000.00
Maintenance & Repair	163,011.85	214,000.00	158,882.28	234,000.00
Contractual Services	29,797.98	49,900.00	24,652.78	47,648.00
Utilities	12,447.20	12,605.00	11,160.00	13,473.00
Other Expenses	20,972.51	254,400.00	28,688.81	263,954.00
Capital	18,078.04	115,727.00	109,571.19	6,561,341.00
Other Uses	250,000.00	250,000.00	208,330.00	250,000.00
Debt Service	-	-	-	-
Total	**830,357.01**	**1,413,125.00**	**899,786.60**	**7,926,697.00**
	$ (0.00)	$ -	$ -	$ -

Highlights - Variances of 10% (FY2022 Projected/FY2023)
Increases:
Salaries and Benefits- Increase in base salaries
Fuel and Lubricants - Increase for fuel cost
Line Repair- Increase in material cost
Capital - DNR ARPA Grant Application with cost share $6,329,114
Decreases:
Computer Software- Decrease $446 based on current need
Uniforms- Decrease $900 based on current need

Staffing Levels	FY2021 Actual	FY2022 Adopted Budget	FY2022 Current Budget	FY2023 Proposed Budget
D&M Foreman	2	2	2	2
D&M Maintenance Mgr		1	1	1
D&M Superintendent	1	1	1	1
D&M Labor	4	4	4	4
Administrative Assistant	1	1	1	1
DEPARTMENT TOTAL	**8**	**9**	**9**	**9**

Distribution & Maintenance

Account	Account Name	FY2021 Actual	FY2022 Budget	As of 7/31/2022 Actual	Estimated FY2022 Actual	Proposed FY2023 Budget
Distribution & Maintenance Revenues						
500-530-4760-530	Insurance Proceeds	-	2,477.00	2,477.00	2,972.40	-
500-530-4800-530	D&M Miscellaneous	739.30	-	998.20	1,197.84	-
500-530-4820-530	Sale of Property	2,034.00	-	-	-	20,000.00
500-530-4660-530	FEMA Revenues	4,607.80	-	-	-	-
500-530-4200-530	Grant Revenue	-	-	-	-	5,000,000.00
Total Distribution & Maintenance Revenues		**$ 7,381.10**	**$ 2,477.00**	**$ 3,475.20**	**$ 4,170.24**	**$ 5,020,000.00**
Distribution & Maintenance Expenditures						
500-530-5010-530	Water Distribution Salaries	275,450.34	318,103.00	245,473.80	294,568.56	349,937.00
500-530-5020-530	Water Distribution Overtime	20,676.54	19,000.00	14,551.20	17,461.44	19,000.00
500-530-5070-530	Availability Allowance	1,320.00	1,800.00	900.00	1,080.00	1,800.00
500-530-5170-530	Water Distribution Soc'l Sec.	22,877.40	25,789.00	19,761.80	23,714.16	28,224.00
500-530-5180-530	Water Distribution Retirement	9,171.04	14,159.00	9,691.32	11,629.58	19,185.00
500-530-5190-530	Water Distribution Health Ins.	58,713.18	67,976.00	50,394.96	60,473.95	67,975.00
500-530-5210-530	Water Distribution Work Comp	13,601.35	14,766.00	11,835.50	14,202.60	16,160.00
500-530-5185-530	Pension Expense	(75,249.00)	40,000.00	-	-	40,000.00
500-530-5260-530	Water Distribution Prof. Svcs	13,704.58	32,900.00	11,586.84	13,904.21	34,400.00
500-530-5280-530	Central Dispatch	192.20	-	-	-	-
500-530-5300-530	Water Distribution Ins & Bonds	15,901.20	17,000.00	13,065.94	15,679.13	13,248.00
500-530-5320-530	Water Distrib. Facility Maint	85,078.40	94,000.00	85,836.19	103,003.43	94,000.00
500-530-5330-530	Water Distribution Equip Maint	20,845.31	40,000.00	21,384.93	25,661.92	40,000.00
500-530-5360-530	Water Distrib. Mem/Train/Trvl	1,216.00	5,000.00	243.25	291.90	5,000.00
500-530-5380-530	Water Distribution Uniforms	5,291.47	5,900.00	3,618.82	4,342.58	5,000.00
500-530-5530-530	Water Distribution Fuels	17,413.90	25,000.00	25,017.95	30,021.54	35,000.00
500-530-5590-530	Water Distrib. Gen Supplies	2,981.11	4,000.00	2,030.89	2,437.07	4,000.00
500-530-5620-530	Water Distribution Line Repair	57,088.14	80,000.00	51,661.16	61,993.39	100,000.00
500-530-5700-530	Water Distrib. Comp., Software	288.97	3,400.00	866.24	1,039.49	2,954.00
500-530-5790-530	Water Dist Capital Purchases	16,749.99	108,500.00	102,374.00	122,848.80	6,474,114.00
500-530-5990-530	Depreciation	-	220,000.00	-	220,000.00	220,000.00
500-530-6300-530	Water Distribution Electricity	5,650.29	5,625.00	4,014.62	4,817.54	6,068.00
500-530-6310-530	Water Distrib. Heating Fuels	1,892.26	2,000.00	2,361.56	2,833.87	2,005.00
500-530-6350-530	Water Dist Telephones	4,904.65	4,980.00	4,783.82	5,740.58	5,400.00
500-530-6380-530	Lease Purchase Payments	1,328.05	7,227.00	7,197.19	7,197.19	7,227.00
500-530-6390-530	Water Distribution Minor Equip	3,269.64	6,000.00	2,804.62	3,365.54	6,000.00
Total Distribution & Maintenance Expenditures		**$ 580,357.01**	**$ 1,163,125.00**	**$ 691,456.60**	**$ 1,048,308.48**	**$ 7,676,697.00**
Distribution & Maintenance Other Sources						
500-000-3364-000	Trns to Main Replacement	250,000.00	250,000.00	208,330.00	250,000.00	250,000.00
Total Distribution & Maintenance Other Sources		**$ 250,000.00**	**$ 250,000.00**	**$ 208,330.00**	**$ 250,000.00**	**$ 1,579,114.00**
Distribution & Maintenance Other Uses						
500-000-3264-000	Trns to Main Replacement	250,000.00	250,000.00	208,330.00	250,000.00	250,000.00
Total Distribution & Maintenance Other Uses		**$ 250,000.00**	**$ 250,000.00**	**$ 208,330.00**	**$ 250,000.00**	**$ 250,000.00**
Change in Fund Balance		(572,975.91)	(1,160,648.00)	(687,981.40)	(1,044,138.24)	(1,327,583.00)

D&M	
Health Insurance Rate	7,552.68
Work Comp Rate	4.38%
Retirement Rate	5.20%

Payroll Detail

FTE	#	FY2022	FY2023 Budgeted	Availability Allowance	Social Security	Retirement	Insurance	Work Comp	Total Salary & Benefits
Forcum, Brandon	1	43,680.00	$ 48,157.20	360	3,685.00	2,505.00	7,553.00	2,110.00	**$ 64,370.20**
Watts, Michael	1	39,253.76	$ 43,277.27	360	3,311.00	2,251.00	7,553.00	1,896.00	**$ 58,648.27**
Wright, Steven	1	38,608.96	$ 42,566.38	360	3,257.00	2,214.00	7,553.00	1,865.00	**$ 57,815.38**
Brozek, Jane	1	36,400.00	$ 40,131.00	360	3,071.00	2,087.00	7,553.00	1,758.00	**$ 54,960.00**
Combs, Cody	1	35,360.00	$ 38,984.40	360	2,983.00	2,028.00	7,553.00	1,708.00	**$ 53,616.40**
McCool, Michael	1	29,120.00	$ 33,207.30		2,541.00	1,727.00	7,553.00	1,455.00	**$ 46,483.30**
Hames, Derrek	1	30,160.00	$ 35,544.60		2,720.00	1,849.00	7,553.00	1,557.00	**$ 49,223.60**
Evey, Bryce	1	30,160.00	$ 35,544.60		2,720.00	1,849.00	7,553.00	1,557.00	**$ 49,223.60**
Larry Winkler	1	29,000.00	$ 32,523.75		2,489.00	1,692.00	7,553.00	1,425.00	**$ 45,682.75**
	9.00	311,742.72	349,936.50	1,800.00	26,777.00	18,202.00	67,977.00	15,331.00	**$ 480,023.50**

Overtime	17,461.44	19,000.00
Part Time & Seasonal		
Total Salaries	329,204.16	368,936.50

		Department Request	
D&M Revenues		Amount	Justification & Supporting Information
500-530-4760-530	Insurance Proceeds		
500-530-4800-530	D&M Miscellaneous		
500-530-4820-530	Sale of Property	20,000.00	2 backhoes
500-530-4660-530	FEMA Revenues		
500-530-4200-530	Grant Revenue	5,000,000.00	DNR - ARPA Grant revenue
		5,020,000.00	

D&M Expenditures		Amount	Justification & Supporting Information
500-530-5010-530	Water Distribution Salaries	349,937.00	
500-530-5020-530	Water Distribution Overtime	19,000.00	
500-530-5070-530	Availability Allowance	1,800.00	
500-530-5170-530	Water Distribution Soc'l Sec.	28,224.00	
500-530-5180-530	Water Distribution Retirement	19,185.00	
500-530-5190-530	Water Distribution Health Ins.	67,975.00	
500-530-5210-530	Water Distribution Work Comp	16,160.00	
500-530-5185-530	Pension Expense	40,000.00	YE entry from auditor can be different account?????
500-530-5260-530	Water Distribution Prof. Svcs	34,400.00	Engineering services as needed, $1500 for MRWA membership, Stronghold $3000, Security alarm $200, copier agreement $100, Locates $1500, KC Railway contracts $2000, Fire & sprinkler inspection $300, AED $100, DOT randoms $200
500-530-5280-530	Central Dispatch		No more Dispatch Fees
500-530-5300-530	Water Distribution Ins & Bonds	13,248.00	Property Ins incl 6%
500-530-5320-530	Water Distrib. Facility Maint	94,000.00	Annual Tower Maintenance $85,000
500-530-5330-530	Water Distribution Equip Maint	40,000.00	Expected equipment repairs and maintenance
500-530-5360-530	Water Distrib. Mem/Train/Trvl	5,000.00	$1,500 for DS training, MWWC Conference, Annual dues and certifications $1000
500-530-5380-530	Water Distribution Uniforms	5,000.00	$5,000 for jeans, boots, coat, vest and hat allowance
500-530-5530-530	Water Distribution Fuels	35,000.00	
500-530-5590-530	Water Distrib. Gen Supplies	4,000.00	
500-530-5620-530	Water Distribution Line Repair	100,000.00	Pricing continuing to rise for materials
500-530-5700-530	Water Distrib. Comp., Software	2,954.00	firewall $195.59, Office 365 $712.58, Cyber Software $545.57
500-530-5780-530	D&M Vehicle	80,000.00	Replacement of our oldest service truck
500-530-5790-530	Water Dist Capital Purchases	6,474,114.00	Ice machine 50% shared with Streets $2500,Construction cost for storage building 50% with Streets $35,000. Mini Ex and trailer $95,000, Boring Mole $7,000, Leak survey $5,500, DNR ARPA cost share $6,329,113.94 ($1,329,113.94 from water/main reserves)
500-530-5990-530	Depreciation	220,000.00	
500-530-6300-530	Water Distribution Electricity	6,068.00	7.38% over actual FY21 -due to increase from recent rate case
500-530-6310-530	Water Distrib. Heating Fuels	2,005.00	Spire requested 5.94%-case ongoing
500-530-6350-530	Water Dist Telephones	5,400.00	
500-530-6380-530	Lease Purchase Payments	7,227.00	Radio Payment (5 of 5)
500-530-6390-530	Water Distribution Minor Equip	6,000.00	
		7,676,697.00	

D&M Other Sources		Amount	Justification & Supporting Information
500-000-3364-000	Trns to Main Replacement	250,000.00	
500-000-3364-000	Trns to Main Replacement	293,014.00	City share of DNR Grant
500-000-3353-000	Transfer fm Water -Rplcmt Rsrv	1,036,100.00	City share of DNR Grant

D&M Other Uses		Amount	Justification & Supporting Information
500-000-3264-000	Trns to Main Replacement	250,000.00	

Meter Department

Nate Siler
Public Works Director
Nsiler@neoshomo.org

Read all 5,700 residential, commercial and industrial customer meters. They also perform all the required daily, weekly, monthly, and yearly testing of the drinking water system to ensure we comply with both state and federal guidelines. Repair to residential meters, AMR equipment, vaults, curb stops and general maintenance.

Revenue Category	FY2021 Actual	FY2022 Adopted Budget	FY2022 Current YTD Actuals	FY2023 Proposed Budget
Taxes	-	-	-	-
Intergovernmental	-	-	-	-
Licenses & Permits	-	-	-	-
Charges for Services	253,850.29	175,000.00	145,233.03	188,000.00
Fines & Forfeitures	-	-	-	-
Miscellaneous	-	-	(5.40)	-
Other Sources	202,790.00	202,790.00	168,990.00	202,790.00
Total	**456,640.29**	**377,790.00**	**314,217.63**	**390,790.00**
	$ -	$ -	$ -	$ -

Expense Category	FY2021 Actual	FY2022 Adopted Budget	FY2022 Current YTD Actuals	FY2023 Proposed Budget
Salaries, Benefits, & Support	147,779.19	157,230.00	124,318.62	172,330.00
Supplies & Materials	76,419.98	76,450.00	51,914.19	56,500.00
Maintenance & Repair	5,691.14	25,000.00	1,988.45	25,000.00
Contractual Services	599.00	1,000.00	-	-
Utilities	-	-	-	-
Other Expenses	7,808.52	7,688.63	5,940.73	9,146.00
Capital	-	364,460.00	203,589.50	12,000.00
Other Uses	202,790.00	202,790.00	168,990.00	202,790.00
Debt Service	-	-	-	-
Total	**441,087.83**	**834,618.63**	**556,741.49**	**477,766.00**
	$ -	$ -	$ -	$ (30,000.00)

Highlights - Variances of 10% (FY2022 Projected/FY2023)

Increases:

Comp/Software- Sensus annual software

Salaries and Benefits- Increase in base salaries

Decreases:

Capital - Decreased need for capital. FY22 installation of Master Meters.

Meters - Decreased need for meter replacement. Most meters have been replaced in prior years.

Staffing Levels	FY2021 Actual	FY2022 Adopted Budget	FY2022 Current Budget	FY2023 Proposed Budget
Meter Foreman	1	1	1	1
Meter Readers	2	2	2	2
DEPARTMENT TOTAL	**3**	**3**	**3**	**3**

Meters

Account	Account Name	FY2021 Actual	FY2022 Budget	As of 7/31/2022 Actual	Estimated FY2022 Actual	Proposed FY2023 Budget
Meters Revenues						
500-530-3500-531	Meter Fee	128,858.57	130,000.00	110,157.91	132,189.49	130,000.00
500-530-3610-531	Water Taps	124,991.72	45,000.00	35,075.12	42,090.14	58,000.00
500-530-4800-531	Meter Misc. Revenue	-	-	(5.40)	(6.48)	-
Total Meters Revenues		**$ 253,850.29**	**$ 175,000.00**	**$ 145,227.63**	**$ 174,273.16**	**$ 188,000.00**
Meters Expenditures						
500-530-5010-531	Meter Read/Mtnce. Salaries	100,335.72	104,956.00	85,349.70	102,419.64	115,714.00
500-530-5020-531	Meter Reading Overtime	7,054.42	8,000.00	4,674.51	5,609.41	8,000.00
500-530-5070-531	Availability Allowance	1,080.00	1,080.00	900.00	1,080.00	1,080.00
500-530-5170-531	Meter Program Social Security	7,911.29	8,642.00	6,727.91	8,073.49	10,536.00
500-530-5180-531	Meter Program Retirement	3,385.80	4,745.00	3,804.12	4,564.94	6,434.00
500-530-5190-531	Meter Prog Health Insurance	21,197.52	22,659.00	17,998.20	21,597.84	22,659.00
500-530-5210-531	Meter Program Workers Comp.	4,910.81	4,948.00	3,978.04	4,773.65	6,032.00
500-530-5260-530	Water Distribution Prof. Svcs	-	-	-	-	30,000.00
500-530-5300-531	Meter Program Insurance & Bond	599.00	1,000.00	-	-	-
500-530-5330-531	Meter Program Equipment Maint.	5,691.14	25,000.00	1,988.45	2,386.14	25,000.00
500-530-5380-531	Meter Program Uniforms	1,903.63	2,200.00	886.14	1,063.37	1,875.00
500-530-5530-531	Meter Program Fuels/Lubricants	7,035.56	7,000.00	5,041.69	6,050.03	7,000.00
500-530-5590-531	Meter Program General Supplies	1,376.72	1,500.00	365.64	438.77	1,500.00
500-530-5650-531	Meter Program Meter Sets	75,043.26	55,000.00	31,598.55	37,918.26	55,000.00
500-530-5660-531	Meter Replacement Program	-	19,950.00	19,950.00	23,940.00	-
500-530-5700-531	Meter Reading Comp/Software	772.96	688.63	899.04	1,078.85	2,146.00
500-530-5790-531	Meter Program Capital Equip	-	364,460.00	203,589.50	364,460.00	12,000.00
500-530-6190-531	COVID Expenditures	-	-	-	-	-
Total Meters Expenditures		**$ 238,297.83**	**$ 631,828.63**	**$ 387,751.49**	**$ 585,454.39**	**$ 304,976.00**
Meters Other Sources						
500-000-3353-000	Transfer fm Water -Rplcmt Rsrv	202,790.00	202,790.00	168,990.00	202,790.00	202,790.00
0	0				-	-
Total Meters Other Sources		**$ 202,790.00**	**$ 202,790.00**	**$ 168,990.00**	**$ 202,790.00**	**$ 202,790.00**
Meters Other Uses						
500-000-3253-000	Transfer to Water Rplcmt Resrv	202,790.00	202,790.00	168,990.00	202,790.00	202,790.00
0	0					-
Total Meters Other Uses		**$ 202,790.00**	**$ 202,790.00**	**$ 168,990.00**	**$ 202,790.00**	**$ 202,790.00**
Change in Fund Balance		15,552.46	(456,828.63)	(242,523.86)	(411,181.23)	(116,976.00)

Meter Replacement	
Health Insurance Rate	7,552.68
Work Comp Rate	4.38%
Retirement Rate	5.20%

Payroll Detail

FTE	#	FY2022	FY2023 Budgeted	Availability Allowance	Social Security	Retirement	Insurance	Work Comp	Total Salary & Benefits
Strohl, Matthew	1	38,109.76	$ 42,016.01	360	3,215.00	2,185.00	7,553.00	1,841.00	**$ 57,170.01**
Carter, David	1	33,564.96	$ 37,005.37	360	2,831.00	1,925.00	7,553.00	1,621.00	**$ 51,295.37**
Beckett, Jessie	1	33,281.04	$ 36,692.35	360	2,807.00	1,909.00	7,553.00	1,608.00	**$ 50,929.35**
	0		$ -						
	0		$ -						
	3.00	104,955.76	115,713.73	1,080.00	8,853.00	6,019.00	22,659.00	5,070.00	**$ 159,394.73**

Overtime	5,609.41	8,000.00
Part Time & Seasonal		14,000.00
Total Salaries	110,565.17	137,713.73

		Department Request	
Meter Replacement Revenues		Amount	Justification & Supporting Information
500-530-3500-531	Meter Fee	130,000.00	
500-530-3610-531	Water Taps	58,000.00	5 year historical average
500-530-4800-531	Meter Misc. Revenue		
		188,000.00	

Meter Replacement Expenditures		Amount	Justification & Supporting Information
500-530-5010-531	Meter Read/Mtnce. Salaries	115,714.00	
500-530-5020-531	Meter Reading Overtime	8,000.00	
500-530-5070-531	Availability Allowance	1,080.00	
500-530-5170-531	Meter Program Social Security	10,536.00	
500-530-5180-531	Meter Program Retirement	6,434.00	
500-530-5190-531	Meter Prog Health Insurance	22,659.00	
500-530-5210-531	Meter Program Workers Comp.	6,032.00	
500-530-5260-530	Water Distribution Prof. Svcs	30,000.00	Meter Rate Study $30,000
500-530-5300-531	Meter Program Insurance & Bond	-	
500-530-5330-531	Meter Program Equipment Maint.	25,000.00	MXU damages and equipment as needed
500-530-5380-531	Meter Program Uniforms	1,875.00	$1,875 for jeans, boots, coat, vest and hat allowance
500-530-5530-531	Meter Program Fuels/Lubricants	7,000.00	
500-530-5590-531	Meter Program General Supplies	1,500.00	
500-530-5650-531	Meter Program Meter Sets	55,000.00	
500-530-5660-531	Meter Replacement Program		
500-530-5700-531	Meter Reading Comp/Software	2,146.00	$1,949.94 for Sensus yearly software update, firewall $195.59
500-530-5790-531	Meter Program Capital Equip	12,000.00	Hydroverse Meter at Baxter Tower $12,000,
500-530-6190-531	COVID Expenditures		
		304,976.00	

Meter Replacement Other Sources		Amount	Justification & Supporting Information
500-000-3353-000	Transfer fm Water -Rplcmt Rsrv	202,790.00	

Meter Replacement Other Uses		Amount	Justification & Supporting Information
500-000-3253-000	Transfer to Water Rplcmt Resrv	202,790.00	

Filtration

David Kennedy
City Manager
d.kennedy@neoshomo.org

Revenue Category	FY2021 Actual	FY2022 Adopted Budget	FY2022 Current YTD Actuals	FY2023 Proposed Budget
Taxes	-	-	-	-
Intergovernmental	51,812.36	700,000.00	-	193,012.00
Licenses & Permits	-	-	-	-
Charges for Services	-	-	-	-
Fines & Forefeitures	-	-	-	-
Miscellaneous	5,193.63	27,955.25	27,955.25	-
Other Sources	-	-	-	-
Total	**57,005.99**	**727,955.25**	**27,955.25**	**193,012.00**
	$ -	$ -	$ -	$ -

Expense Category	FY2021 Actual	FY2022 Adopted Budget	FY2022 Current YTD Actuals	FY2023 Proposed Budget
Salaries, Benefits, & Support	-	-	-	-
Supplies & Materials	-	990.00	990.00	200.00
Maintenance & Repair	14,428.20	31,928.00	12,183.25	38,000.00
Contractual Services	436,879.11	457,727.00	338,368.62	260,915.00
Utilities	15,126.16	306,100.00	250,707.95	345,626.00
Other Expenses	-	3,000.00	3,371.93	1,300.00
Capital	33,788.48	944,000.00	48,731.36	721,763.00
Other Uses	-	-	-	-
Debt Service	-	-	-	-
Total	**500,221.95**	**1,743,745.00**	**654,353.11**	**1,367,804.00**
	$ (0.00)	$ -	$ 0.00	$ -

Highlights - Variances of 10% (FY2022 Projected/FY2023)

Increases:

Electricity- Rate Increase of 7.38%

Insurance and Bonds- Increase of property values 5.84% with additional Increase in property insurance 5.4% with additional 6% increase for FY23 Budget.

Capital - Lime Kiln dam projected expected to be completed in FY24, Dredging project expected to be completed. Partial cost FY23

Alliance Contract - FY23 allocation based on dollars budgeted with CPI increase of 8.6%- allocated based on expenditures, majority of contract cost moved to wastewater for FY2023

Decreases:

Fuel and Lubricants - Decrease based on actual need

Staffing Levels	FY2021 Actual	FY2022 Adopted Budget	FY2022 Current Budget	FY2023 Proposed Budget
No City FTEs				
DEPARTMENT TOTAL	**0**	**0**	**0**	**0**

Filtration

Account	Account Name	FY2021 Actual	FY2022 Budget	As of 7/31/2022 Actual	Estimated FY2022 Actual	Proposed FY2023 Budget
Filtration Revenues						
500-610-4200-520	Grant Revenue	51,812.36	700,000.00	-	-	193,012.00
500-610-4760-520	Filtration Insurance Claims	5,193.63	-	-	-	-
500-610-4800-520	Filtration Miscellaneous	-	27,955.25	27,955.25	33,546.30	-
0	0					-
Total Filtration Revenues		**$ 57,005.99**	**$ 727,955.25**	**$ 27,955.25**	**$ 33,546.30**	**$ 193,012.00**
Filtration Expenditures						
500-610-5260-520	Water Plant Prof. Services	2,282.55	31,780.00	1,066.05	1,279.26	34,780.00
500-610-5300-520	Water Plant Insurance & Bonds	66,853.57	70,000.00	52,217.54	62,661.05	72,751.00
500-610-5320-520	Water Plant Facility Maint.	2,528.00	9,500.00	9,361.42	11,233.70	15,000.00
500-610-5330-520	Water Plant Equipment Maint.	11,900.20	22,428.00	2,821.83	3,386.20	23,000.00
500-610-5530-520	Water Plant Fuels/Lubricants	-	3,000.00	3,371.93	4,046.32	1,000.00
500-610-5590-520	Water Plant General Supplies	-	990.00	990.00	1,188.00	200.00
500-610-5700-520	Filtration Comp., Software	-	-	-	-	300.00
500-610-5780-520	Filtration Cap. Vehicles	-	32,000.00	-	-	-
500-610-5790-520	Filtration Capital- Other	33,788.48	912,000.00	48,731.36	58,477.63	721,763.00
500-610-5800-520	Alliance Contract	367,742.99	355,947.00	285,085.03	342,102.04	153,384.00
500-610-6300-520	Filtration Electricity		290,000.00	235,578.16	282,693.79	330,074.00
500-610-6310-520	Filtration Heating Fuels	5,221.66	6,100.00	6,254.21	7,505.05	5,532.00
500-610-6350-520	Filtration Phones	9,904.50	10,000.00	8,875.58	10,650.70	10,020.00
Total Filtration Expenditures		**$ 500,221.95**	**$ 1,743,745.00**	**$ 654,353.11**	**$ 785,223.73**	**$ 1,367,804.00**
Filtration Other Sources						
0	0				-	-
Total Filtration Other Sources		**$ -**	**$ -**	**$ -**	**$ -**	**$ -**
Filtration Other Uses						
0	0					-
Total Filtration Other Uses		**$ -**	**$ -**	**$ -**	**$ -**	**$ -**
Change in Fund Balance		(443,215.96)	(1,015,789.75)	(626,397.86)	(751,677.43)	(1,174,792.00)

Filtration

Filtration Revenues		Department Request	
		Amount	Justification & Supporting Information
500-610-4200-520	Grant Revenue	193,012.00	MDC Grant Revenue NRDA funds, $336,000 recv'd 2021
500-610-4760-520	Filtration Insurance Claims		
500-610-4800-520	Filtration Miscellaneous		
		193,012.00	

Filtration Expenditures		Amount	Justification & Supporting Information
500-610-5260-520	Water Plant Prof. Services	34,780.00	Engineering for raw water intake dredging, Pest control $780, Copier maintenance agreement $100, On call engineering $5000
500-610-5300-520	Water Plant Insurance & Bonds	72,751.00	Property Ins incl 6%
500-610-5320-520	Water Plant Facility Maint.	15,000.00	
500-610-5330-520	Water Plant Equipment Maint.	23,000.00	Hach certification/maintenance of equipment $11,500, Filter turbidmeters $11,500
500-610-5530-520	Water Plant Fuels/Lubricants	1,000.00	
500-610-5590-520	Water Plant General Supplies	200.00	Alliance
500-610-5700-520	Filtration Comp., Software	300.00	
500-610-5780-520	Filtration Cap. Vehicles		
500-610-5790-520	Filtration Capital- Other	721,763.00	Lime Kiln Dam Dredging $107,300, Lime Kiln Dam Project $509,463, Streaming Current Monitor $50,000, Raw water flow meter $15,000, Replace/Repair Filter valves $40,000
500-610-5800-520	Alliance Contract	153,384.00	updated to include 8.6% CPI
500-610-6300-520	Filtration Electricity	330,074.00	7.38% over actual FY21 -due to increase from recent rate case
500-610-6310-520	Filtration Heating Fuels	5,532.00	Spire requested 5.94%-case ongoing
500-610-6350-520	Filtration Phones	10,020.00	
		1,367,804.00	

Filtration Other Sources	Amount	Justification & Supporting Information

Filtration Other Uses	Amount	Justification & Supporting Information

Wastewater

David Kennedy
City Manager
d.kennedy@neoshomo.org

Revenue Category	FY2021 Actual	FY2022 Adopted Budget	FY2022 Current YTD Actuals	FY2023 Proposed Budget
Taxes	-	-	-	-
Intergovernmental	-	-	-	5,000,000.00
Licenses & Permits	-	-	-	-
Charges for Services	2,214,749.74	2,214,000.00	1,817,484.77	2,204,000.00
Fines & Forefeitures	-	-	-	-
Miscellaneous	-	15,900.00	15,900.00	-
Other Sources	191,021.00	241,021.00	200,850.00	241,021.00
Total	**2,405,770.74**	**2,470,921.00**	**2,034,234.77**	**7,445,021.00**
	$ 100,000.00	$ 150,000.00	$ 125,000.00	$ 150,000.00

Expense Category	FY2021 Actual	FY2022 Adopted Budget	FY2022 Current YTD Actuals	FY2023 Proposed Budget
Salaries, Benefits, & Support	-	-	-	-
Supplies & Materials	156.65	500.00	241.74	500.00
Maintenance & Repair	31,488.09	58,000.00	28,237.77	113,000.00
Contractual Services	753,583.56	767,042.00	583,695.37	1,089,271.00
Utilities	242,733.66	256,240.00	206,140.13	263,070.00
Other Expenses	9,803.18	642,051.35	21,080.41	624,896.00
Capital	-	1,238,740.97	382,135.99	6,598,114.00
Other Uses	191,021.00	241,021.00	200,850.00	241,021.00
Debt Service	-	-	-	-
Total	**1,228,786.14**	**3,203,595.32**	**1,422,381.41**	**8,929,872.00**
	$ -	$ -	$ 0.00	$ -

Highlights - Variances of 10% (FY2022 Projected/FY2023)

Increases:

Insurance and Bonds- Increase of property values 5.84% with additional Increase in property insurance 5.4% with additional 6% increase for FY23 Budget.

Equipment Maintenance-UV system $30,000 and weir replacement $40,000

Fuel and Lubricants - Increase for fuel cost

Capital - DNR ARPA Grant Application with cost share $6,329,114

Alliance Contract - FY23 allocation based on dollars budgeted with CPI increase of 8.6%

Decreases:

Revenue - Pretreatment surcharge reduction based on current industrial customers

Staffing Levels	FY2021 Actual	FY2022 Adopted Budget	FY2022 Current Budget	FY2023 Proposed Budget
No City FTEs				
DEPARTMENT TOTAL	**0**	**0**	**0**	**0**

Wastewater

Account	Account Name	FY2021 Actual	FY2022 Budget	As of 7/31/2022 Actual	Estimated FY2022 Actual	Proposed FY2023 Budget
Wastewater Revenues						
500-610-3520-610	Pretreatment/Surcharge WW	82,497.75	80,000.00	64,899.67	77,879.60	70,000.00
500-610-3590-610	Billings to Customers WW	2,130,726.99	2,132,000.00	1,750,140.10	2,100,168.12	2,131,000.00
500-610-3610-610	Sewer Saddle Charges	1,525.00	2,000.00	2,445.00	2,934.00	3,000.00
500-610-4200-610	DNR Grant	-	-	-	-	5,000,000.00
500-610-4760-610	Insurance Claims	-	-	-	-	-
500-610-4800-610	Wastewater Misc. Revenue	-	-	-	-	-
500-610-4820-610	Wastewater Sale of Property	-	15,900.00	15,900.00	19,080.00	-
Total Wastewater Revenues		**$ 2,214,749.74**	**$ 2,229,900.00**	**$ 1,833,384.77**	**$ 2,200,061.72**	**$ 7,204,000.00**
Wastewater Expenditures						
500-610-5010-610	Wastewater Salaries	-	-	-	-	-
500-610-5020-610	Wastewater Overtime	-	-	-	-	-
500-610-5070-610	Availability Allowance	-	-	-	-	-
500-610-5170-610	Wastewater Social Security	-	-	-	-	-
500-610-5180-610	Wastewater Retirement	-	-	-	-	-
500-610-5185-610	Pension Expense	-	-	-	-	-
500-610-5190-610	Wastewater Health Insurance	-	-	-	-	-
500-610-5210-610	Wastewater Workers Comp.	-	-	-	-	-
500-610-5250-610	Wastewater Rent Expense	9,700.00	9,700.00	7,275.33	8,730.40	9,700.00
500-610-5260-610	Wastewater Prof. Services	28,435.56	71,600.00	21,700.53	26,040.64	71,600.00
500-610-5300-610	Wastewater Insurance & Bonds	11,293.99	12,000.00	8,594.51	10,313.41	43,318.00
500-610-5320-610	Wastewater Facility Maint.	5,076.51	20,000.00	8,044.42	9,653.30	20,000.00
500-610-5330-610	Wastewater Equipment Maint.	24,642.84	35,000.00	19,432.04	23,318.45	90,000.00
500-610-5530-610	Wastewater Fuels/Lubricants	103.18	32,000.00	13,453.73	16,144.48	15,000.00
500-610-5590-610	Wastewater General Supplies	156.65	500.00	241.74	290.09	500.00
500-610-5620-610	Wastewater Line Repair	1,768.74	3,000.00	761.31	913.57	3,000.00
500-610-5700-610	Wastewater Comp., Software	-	351.35	351.35	421.62	196.00
500-610-5780-610	WW Vehicle	-	-	-	-	45,000.00
500-610-5790-610	WW Capital Equipment	-	158,700.00	14,067.53	158,700.00	174,000.00
500-610-5800-610	Alliance Contract	713,854.01	683,442.00	553,400.33	664,080.40	974,353.00
500-610-5990-610	Depreciation	-	600,000.00	-	600,000.00	600,000.00
500-610-6300-610	Wastewater Electricity	229,809.77	240,000.00	194,569.33	233,483.20	246,770.00
500-610-6310-610	Wastewater Heating Fuels	3,747.84	7,000.00	3,900.63	4,680.76	7,000.00
500-610-6350-610	Wastewater Phones	9,176.05	9,240.00	7,670.17	9,204.20	9,300.00
500-610-6390-610	Wastewater Minor Equipment	-	-	-	-	-
500-610-5810-619	WW Line Capital Improvemt	-	1,080,040.97	368,068.46	1,080,040.97	6,379,114.00
Total Wastewater Expenditures		**$ 1,037,765.14**	**$ 2,962,574.32**	**$ 1,221,531.41**	**$ 2,846,015.47**	**$ 8,688,851.00**
Wastewater Other Sources						
500-000-3361-000	Transfer fm WW -Rplcmt Rsrv	91,021.00	91,021.00	75,850.00	91,021.00	91,021.00
500-000-3363-000	Slip Lining Reserve	100,000.00	150,000.00	125,000.00	150,000.00	150,000.00
NEW	Transfer fm ARPA				-	841,420.00
500-000-3361-000	Transfer fm WW -Rplcmt Rsrv					487,695.00
Total Wastewater Other Sources		**$ 191,021.00**	**$ 241,021.00**	**$ 200,850.00**	**$ 241,021.00**	**$ 1,570,136.00**
Wastewater Other Uses						
500-000-3261-000	Transfer to WW Rplcmt Reserve	91,021.00	91,021.00	75,850.00	91,021.00	91,021.00
500-000-3263-000	Slip Lining Reserve	100,000.00	150,000.00	125,000.00	150,000.00	150,000.00
0	0					-
Total Wastewater Other Uses		**$ 191,021.00**	**$ 241,021.00**	**$ 200,850.00**	**$ 241,021.00**	**$ 241,021.00**
Change in Fund Balance		1,176,984.60	(732,674.32)	611,853.36	(645,953.75)	(155,736.00)

Wastewater

		Department Request	
Wastewater Revenues		Amount	Justification & Supporting Information
500-610-3520-610	Pretreatment/Surcharge WW	70,000.00	
500-610-3590-610	Billings to Customers WW	2,131,000.00	
500-610-3610-610	Sewer Saddle Charges	3,000.00	cost coverage
500-610-4200-610	DNR Grant	5,000,000.00	DNR - ARPA Grant revenue
500-610-4760-610	Insurance Claims		
500-610-4800-610	Wastewater Misc. Revenue		
500-610-4820-610	Wastewater Sale of Property		
			MIRMA grant???????
		7,204,000.00	

Wastewater Expenditures		Amount	Justification & Supporting Information
500-610-5250-610	Wastewater Rent Expense	9,700.00	
500-610-5260-610	Wastewater Prof. Services	71,600.00	Future Growth Engineering for WW Plant Study $60,000, Stronghold $1800, PACE $4500, Inspections $2000, Security $200, Locates $3000, AED Maintenance $100
500-610-5300-610	Wastewater Insurance & Bonds	43,318.00	Property Ins incl 6%
500-610-5320-610	Wastewater Facility Maint.	$20,000	
500-610-5330-610	Wastewater Equipment Maint.	90,000.00	UV system maintenance $30,000 Sludge truck tires $5000 Crowder WWTP flow meter $15000 Shoal Creek WWTP clarifier weir replacement $40,000
500-610-5530-610	Wastewater Fuels/Lubricants	15,000.00	
500-610-5590-610	Wastewater General Supplies	500.00	
500-610-5620-610	Wastewater Line Repair	3,000.00	Sewer Saddles
500-610-5700-610	Wastewater Comp., Software	196.00	Firewall $196
500-610-5780-610	WW Vehicle	45,000.00	1/2 ton Plant Truck
500-610-5790-610	WW Capital Equipment	174,000.00	Influent pump replace/rebuild $45,000 lift station repairs/upgrades $15,000 72" zero-turn mower-WW $19,000 Collection system portable push inspection camera $55,000, shop roof insulation $40,000
500-610-5800-610	Alliance Contract	974,353.00	updated to include 8.6% CPI
500-610-5990-610	Depreciation	600,000.00	
500-610-6300-610	Wastewater Electricity	246,770.00	7.38% over actual FY21 -due to increase from recent rate case
500-610-6310-610	Wastewater Heating Fuels	7,000.00	WW Shop heater propane
500-610-6350-610	Wastewater Phones	9,300.00	
500-610-6390-610	Wastewater Minor Equipment		
500-610-5810-619	WW Line Capital Improvemt	6,379,114.00	WW project DNR ARPA Cost Share $6,329,113.94, 20 manhole rehabilitation $50,000
		8,688,851.00	

Wastewater Other Sources		Amount	Justification & Supporting Information
500-000-3361-000	Transfer fm WW -Rplcmt Rsrv	91,021.00	
500-000-3363-000	Slip Lining Reserve	150,000.00	$300,000 every two years for slip lining-reduced by 108,000 Visu Sewer FY22 Change order
NEW	Transfer fm ARPA	841,420.00	ARPA transfer for cost share DNR grant
500-000-3361-000	Transfer fm WW -Rplcmt Rsrv	487,695.00	City share of DNR grant

Wastewater Other Uses		Amount	Justification & Supporting Information
500-000-3261-000	Transfer to WW Rplcmt Reserve	91,021.00	
500-000-3263-000	Slip Lining Reserve	150,000.00	$300,000 every two years for slip lining-reduced by 108,000 Visu Sewer FY22 Change order

TIF Debt

Account	Account Name	FY2021 Actual	FY2022 Budget	As of 7/31/2022 Actual	Estimated FY2022 Actual	Proposed FY2023 Budget
TIF Debt Revenues						
500-640-3990-641	Transfer for TIF 2012	51,299.27	52,135.00	46,701.31	56,041.57	33,953.00
Total TIF Debt Revenues		**$ 51,299.27**	**$ 52,135.00**	**$ 46,701.31**	**$ 56,041.57**	**$ 33,953.00**
TIF Debt Expenditures						
500-212-5920-212	Interest Expense 2012A	3,350.28	3,810.68	3,810.68	4,572.82	929.00
500-212-5930-212	Admin. Fee 2012 A	1,908.00	2,000.00	2,048.24	2,457.89	2,049.00
		-	-	-		
Total TIF Debt Expenditures		**$ 5,258.28**	**$ 5,810.68**	**$ 5,858.92**	**$ 7,030.70**	**$ 2,978.00**
TIF Debt Other Sources						
Total TIF Debt Other Sources		**$ -**	**$ -**	**$ -**	**$ -**	**$ -**
TIF Debt Other Uses						
500-000-2472-000	Principal Payment 2012 WW Debt	42,891.00	42,891.63	42,891.63	42,891.63	30,975.00
Total TIF Debt Other Uses		**$ 42,891.00**	**$ 42,891.63**	**$ 42,891.63**	**$ 42,891.63**	**$ 30,975.00**
Change in Fund Balance		3,149.99	3,432.69	(2,049.24)	6,119.24	0.00

Water/Wastewater Debt

Account	Account Name	FY2021 Actual	FY2022 Budget	As of 7/31/2022 Actual	Estimated FY2022 Actual	Proposed FY2023 Budget
Water/Wastewater Debt Revenues						
Total Water/Wastewater Debt Revenues		**$ -**	**$ -**	**$ -**	**$ -**	**$ -**
Water/Wastewater Debt Expenditures						
500-640-5920-646	Interest on 2009B	44,248.67	39,957.00	30,506.13	36,607.36	35,587.00
500-640-5930-646	Paying Agent Fee - 2009B	16,101.01	13,231.00	14,686.76	17,624.11	12,148.00
500-640-5920-648	2011 Water Imprm Interest Exp.	93,250.07	90,487.00	65,597.76	78,717.31	79,834.00
500-640-5930-648	2011 Water Impr. Adm Fees	33,673.28	30,000.00	30,985.67	37,182.80	27,030.00
Total Water/Wastewater Debt Expenditures		**$ 187,273.03**	**$ 173,675.00**	**$ 141,776.32**	**$ 170,131.58**	**$ 154,599.00**
Water/Wastewater Debt Other Sources						
Total Water/Wastewater Debt Other Sources		**$ -**	**$ -**	**$ -**	**$ -**	**$ -**
Water/Wastewater Debt Other Uses						
500-000-2468-000	Principal Payment 2009B WW Debt	281,500.00	288,400.00	215,600.00	288,400.00	292,600.00
500-000-2471-000	Principal Payment 2011 WW Debt	456,000.00	466,000.00	232,000.00	466,000.00	478,000.00
Total Water/Wastewater Debt Other Uses		**$ 737,500.00**	**$ 754,400.00**	**$ 447,600.00**	**$ 754,400.00**	**$ 770,600.00**
Change in Fund Balance		(924,773.03)	(928,075.00)	(589,376.32)	(924,531.58)	(925,199.00)

City of Neosho
FY2023
Transfer Schedule

Transfer In	Department	Account	Amount
360-000-3300-000	TIF	Sales Tax to TIF	-
100-000-3305-120	Police Department	Trns from Public Safety Fund	314,170.00
100-000-3305-144	Emergency Management	Trns from Public Safety Fund	18,696.00
130-000-3305-000	Fire Department	Transfer fm Public Safety Fund	332,753.00
100-000-3310-000	General Admin	Transfer fm Hotel/Motel Admin	2,831.00
214-000-3314-000	2014 Series DS	Transfer from Other Funds	0
214-000-3320-000	2014 Series DS	Transferto	0
100-000-3316-000	Airport	Transfer fm Street >Land	5,660.00
212-000-3320-000	2012 Series DS	Transfer fm Other Funds	2,453.00
221-000-3321-000	2021 Series Spc Obl	Transfer in 2021 Series DS	500,501.00
120-000-3324-000	Police Grants	Transfer from Police Dept	4,200.00
130-000-3330-000	Fire Department	Transfer fm General	1,289,791.00
450-000-3340-000	Golf Course	Transfer fm General	290,399.99
450-000-3341-000	Golf Course	Transfer fm Parks -Mtce	61,992.00
450-000-3342-000	Golf Course	Transfer fm EconDev CapImp Dbt	251,950.00
180-000-3343-000	Parks & Recreation	Transfer from Other Funds	470,500.00
100-000-3355-000	Events & Communication	Transfer to Gen Celebrate	15,000.00
100-000-3356-000	Events & Communication	Transfer to Gen Fall Festival	15,000.00
100-000-3357-000	Events & Communication	Transfer to Gen Bluegrass BBQ	-
213-000-3373-000	2013 Series DS	Transfer from Street Bridge	-
216-000-3376-000	2016 Series DS	Transfer in from Other Funds	251,950.00
300-000-3385-112	Capital Improvement/Purchase	Transfer to Capital Improvement/Purchases-General Admin	250,000.00
300-000-3385-111	Capital Improvement/Purchase	Transfer to Capital Improvement/Purchases-City Clerk	15,000.00
300-000-3385-115	Capital Improvement/Purchase	Transfer to Capital Improvement/Purchases-Development Ser	-
300-000-3385-118	Capital Improvement/Purchase	Transfer to Capital Improvement/Purchases-Recycle Center	114,000.00
300-000-3385-120	Capital Improvement/Purchase	Transfer to Capital Improvement/Purchases-Police Departmer	314,052.00
300-000-3385-160	Capital Improvement/Purchase	Transfer to Capital Improvement/Purchases-Airport	400,000.00
300-000-3385-130	Capital Improvement/Purchase	Transfer to Capital Improvement/Purchases-Fire Department	363,767.00
300-000-3385-170	Capital Improvement/Purchase	Transfer to Capital Improvement/Purchases-Drainage	8,981,114.00
300-000-3385-175	Capital Improvement/Purchase	Transfer to Capital Improvement/Purchases-Senior Center	150,000.00
300-000-3385-180	Capital Improvement/Purchase	Transfer to Capital Improvement/Purchases-Parks & Recreati	578,900.00
300-000-3385-195	Capital Improvement/Purchase	Transfer to Capital Improvement/Purchases-Auditorium	331,500.00
300-000-3385-450	Capital Improvement/Purchase	Transfer to Capital Improvement/Purchases-Golf Course	244,400.00
300-000-3385-800	Capital Improvement/Purchase	Transfer to Capital Improvement/Purchases-Street Departmen	257,500.00
300-000-3385-204	Capital Improvement/Purchase	Transfer to Capital Improvement/Purchases-IOOF Cemetery	81,000.00
175-000-NEW-000	Senior Center	Senior Center Capital Reserve	40,000.00
500-000-3364-000	Water/Wastewater	Trns to Main Replacement	250,000.00
500-000-3361-000	Water/Wastewater	Transfer fm WW -Rplcmt Rsrv	91,021.00
500-000-3363-000	Water/Wastewater	Slip Lining Reserve	150,000.00
500-000-3353-000	Water/Wastewater	Transfer fm Water -Rplcmt Rsrv	202,790.00
Total Transfer In			**16,642,891.00**

Transfer Out	Department	Account	Amount
100-000-3200-000	General Admin	Sales Tax to TIF	-
130-000-3200-000	Fire Department	Sales Tax to TIF	-
170-000-3200-000	Drainage Department	Sales Tax to TIF	-
175-000-3200-000	Senior Center	Sales Tax to TIF	-
180-000-3200-000	Parks & Recreation	Sales Tax to TIF	-
195-000-3200-000	Auditorium	Sales Tax to TIF	-
300-000-3200-000	Capital Improvement/Purchase	Sales Tax to TIF	-
800-000-3200-000	Street Department	Sales Tax to TIF	-
100-000-3203-000	General Admin	Transfer to Senior Center	-
100-000-3205-000	Public Safety	Transfer to Public Safety Dept	332,753.00
100-000-3205-120	Public Safety	Trns to Police Department	314,170.00

100-000-3205-144	Public Safety	Trns to Emergency Mgmt	18,696.00
310-000-3210-000	Hotel/Motel	Tran to General Adm 3% Adm Cst	2,831.00
175-000-3214-000	Senior Center	Transfer to 2014 Series COP	-
195-000-3214-000	Auditorium	Transfer to 2014 COP	-
800-000-3216-000	Street Department	Transfer to Airport -Land	5,660.00
800-000-3220-000	Street Department	Transfer to 2012A&B Fund	2,453.00
175-000-3221-000	Senior Center	Transfer to 2021 Series DS	53,680.00
195-000-3221-000	Auditorium	Transfer to 2021 Series DS	213,719.00
900-000-3221-000	Street/Bridge	Transfer to 2021 Series DS	233,102.00
100-000-3224-000	Police Department	Transfer to Police Grants	4,200.00
100-000-3230-000	General Admin	Transfer to Fire fm General	1,289,791.00
100-000-3240-000	General Admin	Transfer to GC fm General	290,400.00
180-000-3241-000	Parks & Recreation	Transfer to GC fm Parks -Mtce	61,992.00
300-000-3242-000	Capital Improvement/Purchase	Transfer to Golf Cap Imp Debt	251,950.00
100-000-3243-000	General Admin	Transfer to Parks Department	470,500.00
310-000-3255-000	Hotel/Motel	Transfer to -Celebrate	15,000.00
310-000-3256-000	Hotel/Motel	Tran to -Fall Festival	15,000.00
310-000-3257-000	Hotel/Motel	Transfer to-Bluegrass	-
170-000-3276-000	Drainage Department	Transfer to 2016 DS	-
450-000-3276-000	Golf Course	Transfer to 2016 DS	251,950.00
800-000-3276-000	Street Department	Transfer to 2016 DS	-
100-000-3285-112	General Admin	Transfer to Capital Improvement/Purchases	250,000.00
100-000-3285-111	City Clerk	Transfer to Capital Improvement/Purchases	15,000.00
100-000-3285-115	Development Services	Transfer to Capital Improvement/Purchases	-
100-000-3285-118	Recycle Center	Transfer to Capital Improvement/Purchases	114,000.00
100-000-3285-120	Police Department	Transfer to Capital Improvement/Purchases	314,052.00
100-000-3285-160	Airport	Transfer to Capital Improvement/Purchases	400,000.00
100-000-3285-204	IOOF Cemetery	Transfer to Capital Improvement/Purchases	81,000.00
130-000-3285-000	Fire Department	Transfer to Capital Improvement/Purchases	363,767.00
170-000-3285-000	Drainage Department	Transfer to Capital Improvement/Purchases	8,981,114.00
175-000-3285-000	Senior Center	Transfer to Capital Improvement/Purchases	150,000.00
180-000-3285-000	Parks & Recreation	Transfer to Capital Improvement/Purchases	578,900.00
195-000-3285-000	Auditorium	Transfer to Capital Improvement/Purchases	331,500.00
450-000-3285-000	Golf Course	Transfer to Capital Improvement/Purchases	244,400.00
800-000-3285-000	Street Department	Trns to Capital Improvement	257,500.00
180-000-3290-000	Parks & Recreation	Transfer to Parks Recreation	-
175-000-NEW-000	Senior Center	Transfer to Capital Reserve	40,000.00
500-000-3264-000	Water/Wastewater	Trns to Main Replacement	250,000.00
500-000-3261-000	Water/Wastewater	Transfer fm WW -Rplcmt Rsrv	91,021.00
500-000-3263-000	Water/Wastewater	Slip Lining Reserve	150,000.00
500-000-3253-000	Water/Wastewater	Transfer fm Water -Rplcmt Rsrv	202,790.00
Total Transfer Out			**16,642,891.00**
			0.00

City of Neosho
October 1, 2022 and September 30, 2023
Debt Balances by Fund Summary

		Principal Balance			
		"October 1"	"September 30"	Net Change	Final Payment
Street Sales Tax Fund					
2012A/B COPS (2003 Refinanced)		$ 1,406.25	$ -	$ (1,406.25)	5/1/2023
2016A/B COPS (2006 Refinanced)			$ -	$ -	5/1/2020
	800	$ 1,406.25	$ -	$ (1,406.25)	
Street/Bridge Sales Tax Fund					
2021 Special Obligation Bonds		$ 1,107,556.95	$ 897,606.95	$ (209,950.00)	5/1/2027
2013 SplObl		$ -	$ -	$ -	Refinanced 2021 Series
	900	$ 1,107,556.95	$ 897,606.95	$ (209,950.00)	
Golf Course Fund					
2016A/B COPS (2006 Refinanced)		$ 2,035,000.00	$ 1,845,000.00	$ (190,000.00)	5/1/2031
	450	$ 2,035,000.00	$ 1,845,000.00	$ (190,000.00)	
Water - Wastewater					
2009 SRF - ARRA (Wastewater)		$ 2,429,500.00	$ 2,136,900.00	$ (292,600.00)	7/1/2030
2011 SRF - Drinking Water (Water)		$ 5,406,000.00	$ 4,928,000.00	$ (478,000.00)	1/1/2033
	500	$ 7,835,500.00	$ 7,064,900.00	$ (770,600.00)	
TIF Debt					
2012A COPS (2003 Refinanced)		$ 28,593.75	$ -	$ (28,593.75)	5/1/2023
	360	$ 28,593.75	$ -	$ (28,593.75)	
Auditorium Sales Tax Fund					
2014 A COPs		$ -	$ -	$ -	Refinanced 2021 Series
2021 Special Obligation Bonds		$ 833,954.44	$ 637,914.44	$ (196,040.00)	5/1/2027
	195	$ 833,954.44	$ 637,914.44	$ (196,040.00)	
Senior Center					
2021 Special Obligation Bonds		$ 208,488.61	$ 159,478.61	$ (49,010.00)	5/1/2027
2014 A COPs		$ -	$ -	$ -	Refinanced 2021 Series
	175	$ 208,488.61	$ 159,478.61	$ (49,010.00)	
		$ 12,050,500.00	**$ 10,604,900.00**	**$ (1,445,600.00)**	

Grand Total of City Debt

Increases in Total Debt	**$ -**
Decreases in Total Debt	**$ 1,445,600.00**

Issuance	Fund	FY2023 Principal Payments	9/30/2023 Ending Balance	Final Payment
2009	Wastewater	292,600.00	2,136,900.00	7/1/2030
2011	Water	478,000.00	4,928,000.00	1/1/2033
2012	TIF/Street	30,000.00	-	5/1/2023
2021	Street/Bridge	209,950.00	897,606.95	5/1/2027
2021	Senior Center	49,010.00	159,478.61	5/1/2027
2021	Auditorium	196,040.00	637,914.44	5/1/2027
2016	Golf Course	190,000.00	1,845,000.00	5/1/2031
	Total	1,445,600.00	10,604,900.00	

CITY 5-YEAR DEBT SCHEDULE SUMMARY

Fund	FY23 P&I	Balance 9/30/2023	FY24 P&I	Balance 9/30/2024	FY25 P&I	Balance 9/30/2025	FY26 P&I	Balance 9/30/2026	FY27 P&I	Balance 9/30/2027	
Auditorium Sales Tax											
2014 A COPs											**Refinanced 2021**
2021 Series Special Obligation Bonds	$ 212,719.08	$ 665,866.88	$ 216,798.28	$ 449,068.60	$ 212,717.48	$ 236,351.12	$ 224,636.68	$ 11,714.44	$ 11,714.44	$ (0.00)	**Pay Off in 2027**
Golf Fund											
2016 COPs (2006 Refinanced)	$ 247,200.00	$ 2,114,337.50	$ 241,500.00	$ 1,872,837.50	$ 236,987.50	$ 1,635,850.00	$ 227,475.00	$ 1,408,375.00	$ 237,387.50	$ 1,170,987.50	**Pay Off in 2031**
Senior Center											
2014 A COPs											**Refinanced 2021**
2021 Series Special Obligation Bonds	$ 53,179.78	$ 166,466.75	$ 54,199.58	$ 112,267.17	$ 53,179.38	$ 59,087.79	$ 56,159.18	$ 2,928.61	$ 2,928.61	$ 0.00	**Pay Off in 2027**
Street Sales Tax Fund											
2016 COPs (2006 Refinanced)											**Pay Off 2020**
2012A/B COPs (2003 Refinanced)	$ 1,451.95	$ -	**Pay Off 2023**								**Pay Off 2023**
Street/Bridge Sales Tax Fund											
2013 Spc Obl Bond (2007B Refinanced)	$ -	$ -	$ -	$ -	$ -	$ -	$ -	$ -	$ -	$ -	**Refinanced 2021**
2021 Series Special Obligation Bonds	$ 232,101.14	$ 940,767.37	$ 232,902.14	$ 707,865.23	$ 238,603.14	$ 469,262.09	$ 239,104.14	$ 230,157.95	$ 230,157.95	$ -	**Pay Off in 2027**
Total Government Funds Debt	**$ 746,651.95**	**$ 3,887,438.50**	**$ 745,400.00**	**$ 3,142,038.50**	**$ 741,487.50**	**$ 2,400,551.00**	**$ 747,375.00**	**$ 1,653,176.00**	**$ 482,188.50**	**$ 1,170,987.50**	
Water - Wastewater											
2009 SRF - ARRA (Wastewater)	$ 329,580.90	$ 2,254,844.44	$ 330,869.98	$ 1,923,974.46	$ 332,171.86	$ 1,591,802.60	$ 333,534.64	$ 1,258,267.96	$ 334,856.84	$ 923,411.12	**Pay Off 2030**
2011 SRF - Drinking Water (Water)	$ 558,916.18	$ 5,160,404.37	$ 561,698.38	$ 4,598,705.99	$ 563,333.35	$ 4,035,372.64	$ 565,828.65	$ 3,469,543.99	$ 568,172.95	$ 2,901,371.04	**Pay Off 2033**
2012A COPs TIF(2003 Refinanced)	$ 29,523.05	$ -	$ -	$ -	$ -	$ -	$ -	$ -	$ -	$ -	**Pay Off 2023**
Total Water-Wastewater Fund Debt	**$ 918,020.12**	**$ 7,415,248.81**	**$ 892,568.36**	**$ 6,522,680.45**	**$ 895,505.21**	**$ 5,627,175.24**	**$ 899,363.29**	**$ 4,727,811.95**	**$ 903,029.79**	**$ 3,824,782.16**	
Totals All City Debt	**$ 1,664,672.08**	**$ 11,302,687.31**	**$ 1,637,968.36**	**$ 9,664,718.95**	**$ 1,636,992.71**	**$ 8,027,726.24**	**$ 1,646,738.29**	**$ 6,380,987.95**	**$ 1,385,218.29**	**$ 4,995,769.66**	

City of Neosho Close Date 11/10/2009
2009 ARRA

	2009 ARRA -- Wastewater Improvement (DNR SRF)					
Date	Principal Payment	Interest Rate	Interest Amount	Admin Fee	Total Payment	Principal Balance
11/10/2009						$ 5,488,800.00
7/1/2010	$ -	1.510%	$ 53,181.90	$ -	$ 53,181.90	$ 5,488,800.00
1/1/2011	$ -	1.510%	$ 41,440.44	$ -	$ 41,440.44	$ 5,488,800.00
7/1/2011	$ 115,500.00	1.510%	$ 41,440.44	$ 13,722.00	$ 170,662.44	$ 5,373,300.00
1/1/2012	$ 117,200.00	1.510%	$ 40,568.42	$ 13,433.25	$ 171,201.67	$ 5,256,100.00
7/1/2012	$ 118,700.00	1.510%	$ 39,683.56	$ 13,140.25	$ 171,523.81	$ 5,137,400.00
1/1/2013	$ 120,000.00	1.510%	$ 38,787.37	$ 12,843.50	$ 171,630.87	$ 5,017,400.00
7/1/2013	$ 121,200.00	1.510%	$ 37,881.37	$ 12,543.50	$ 171,624.87	$ 4,896,200.00
1/1/2014	$ 122,400.00	1.510%	$ 36,966.31	$ 12,240.50	$ 171,606.81	$ 4,773,800.00
7/1/2014	$ 123,500.00	1.510%	$ 36,042.19	$ 11,934.50	$ 171,476.69	$ 4,650,300.00
1/1/2015	$ 124,700.00	1.510%	$ 35,109.77	$ 11,625.75	$ 171,435.52	$ 4,525,600.00
7/1/2015	$ 125,900.00	1.510%	$ 34,168.28	$ 11,314.00	$ 171,382.28	$ 4,399,700.00
1/1/2016	$ 127,200.00	1.510%	$ 33,217.74	$ 10,999.25	$ 171,416.99	$ 4,272,500.00
7/1/2016	$ 128,400.00	1.510%	$ 32,257.38	$ 10,681.25	$ 171,338.63	$ 4,144,100.00
1/1/2017	$ 129,700.00	1.510%	$ 31,287.96	$ 10,360.25	$ 171,348.21	$ 4,014,400.00
7/1/2017	$ 130,900.00	1.510%	$ 30,308.72	$ 10,036.00	$ 171,244.72	$ 3,883,500.00
1/1/2018	$ 132,200.00	1.510%	$ 29,320.43	$ 9,708.75	$ 171,229.18	$ 3,751,300.00
7/1/2018	$ 133,500.00	1.510%	$ 28,322.32	$ 9,378.25	$ 171,200.57	$ 3,617,800.00
1/1/2019	$ 134,800.00	1.510%	$ 27,314.39	$ 9,044.50	$ 171,158.89	$ 3,483,000.00
7/1/2019	$ 136,100.00	1.510%	$ 26,296.65	$ 8,707.50	$ 171,104.15	$ 3,346,900.00
1/1/2020	$ 137,400.00	1.510%	$ 25,269.10	$ 8,367.25	$ 171,036.35	$ 3,209,500.00
7/1/2020	$ 138,700.00	1.510%	$ 24,231.73	$ 8,023.75	$ 170,955.48	$ 3,070,800.00
1/1/2021	$ 140,100.00	1.510%	$ 23,184.54	$ 7,677.00	$ 170,961.54	$ 2,930,700.00
7/1/2021	$ 141,400.00	1.510%	$ 22,126.79	$ 7,326.75	$ 170,853.54	$ 2,789,300.00
1/1/2022	$ 142,800.00	1.510%	$ 21,059.22	$ 6,973.25	$ 170,832.47	$ 2,646,500.00
7/1/2022	$ 144,200.00	1.510%	$ 19,981.08	$ 6,616.25	$ 170,797.33	$ 2,502,300.00
1/1/2023	$ 145,600.00	1.510%	$ 18,892.37	$ 6,255.75	$ 170,748.12	$ 2,356,700.00
7/1/2023	$ 147,000.00	1.510%	$ 17,793.09	$ 5,891.75	$ 170,684.84	$ 2,209,700.00
1/1/2024	$ 148,400.00	1.510%	$ 16,683.24	$ 5,524.25	$ 170,607.49	$ 2,061,300.00
7/1/2024	$ 149,900.00	1.510%	$ 15,562.82	$ 5,153.25	$ 170,616.07	$ 1,911,400.00
1/1/2025	$ 151,300.00	1.510%	$ 14,431.07	$ 4,778.50	$ 170,509.57	$ 1,760,100.00
7/1/2025	$ 152,800.00	1.510%	$ 13,288.76	$ 4,400.25	$ 170,489.01	$ 1,607,300.00
1/1/2026	$ 154,300.00	1.510%	$ 12,135.12	$ 4,018.25	$ 170,453.37	$ 1,453,000.00
7/1/2026	$ 155,800.00	1.510%	$ 10,970.15	$ 3,632.50	$ 170,402.65	$ 1,297,200.00
1/1/2027	$ 157,300.00	1.510%	$ 9,793.86	$ 3,243.00	$ 170,336.86	$ 1,139,900.00
7/1/2027	$ 158,800.00	1.510%	$ 8,606.25	$ 2,849.75	$ 170,256.00	$ 981,100.00
1/1/2028	$ 160,400.00	1.510%	$ 7,407.31	$ 2,452.75	$ 170,260.06	$ 820,700.00
7/1/2028	$ 161,900.00	1.510%	$ 6,196.29	$ 2,051.75	$ 170,148.04	$ 658,800.00
1/1/2029	$ 163,500.00	1.510%	$ 4,973.94	$ 1,647.00	$ 170,120.94	$ 495,300.00
7/1/2029	$ 165,100.00	1.510%	$ 3,739.52	$ 1,238.25	$ 170,077.77	$ 330,200.00
1/1/2030	$ 166,700.00	1.510%	$ 2,493.01	$ 825.50	$ 170,018.51	$ 163,500.00
7/1/2030	$ 163,500.00	1.510%	$ 1,234.43	$ 408.75	$ 165,143.18	$ -

Totals	$ 5,488,800.00		$ 973,649.33	$ 291,068.50	$ 6,753,517.83

City of Neosho Close Date 12/19/2011
2011 Drinking Water

	2011 Drinking Water Improvement (DNR SRF)					
Date	Principal Payment	Interest Rate	Interest Amount	Admin Fee	Total Payment	Principal Balance
12/19/2011						$ 9,425,000.00
7/1/2012	$ -	1.510%	$ 75,507.34	$ -	$ 75,507.34	$ 9,425,000.00
1/1/2013	$ -	1.510%	$ 71,158.75	$ -	$ 71,158.75	$ 9,425,000.00
7/1/2013	$ -	1.510%	$ 71,158.75	$ -	$ 71,158.75	$ 9,425,000.00
1/1/2014	$ 199,000.00	1.510%	$ 71,158.75	$ 23,562.50	$ 293,721.25	$ 9,226,000.00
7/1/2014	$ 201,000.00	1.510%	$ 69,656.30	$ 23,065.00	$ 293,721.30	$ 9,025,000.00
1/1/2015	$ 203,000.00	1.510%	$ 68,138.75	$ 22,562.50	$ 293,701.25	$ 8,822,000.00
7/1/2015	$ 205,000.00	1.510%	$ 66,606.10	$ 22,055.00	$ 293,661.10	$ 8,617,000.00
1/1/2016	$ 207,000.00	1.510%	$ 65,058.35	$ 21,542.50	$ 293,600.85	$ 8,410,000.00
7/1/2016	$ 209,000.00	1.510%	$ 63,495.50	$ 21,025.00	$ 293,520.50	$ 8,201,000.00
1/1/2017	$ 211,000.00	1.510%	$ 61,917.55	$ 20,502.50	$ 293,420.05	$ 7,990,000.00
7/1/2017	$ 213,000.00	1.510%	$ 60,324.50	$ 19,975.00	$ 293,299.50	$ 7,777,000.00
1/1/2018	$ 215,000.00	1.510%	$ 58,716.35	$ 19,442.50	$ 293,158.85	$ 7,562,000.00
7/1/2018	$ 217,000.00	1.510%	$ 57,093.10	$ 18,905.00	$ 292,998.10	$ 7,345,000.00
1/1/2019	$ 220,000.00	1.510%	$ 55,454.75	$ 18,362.50	$ 293,817.25	$ 7,125,000.00
7/1/2019	$ 222,000.00	1.510%	$ 53,793.75	$ 17,812.50	$ 293,606.25	$ 6,903,000.00
1/1/2020	$ 224,000.00	1.510%	$ 52,117.65	$ 17,257.50	$ 293,375.15	$ 6,679,000.00
7/1/2020	$ 226,000.00	1.510%	$ 50,426.45	$ 16,697.50	$ 293,123.95	$ 6,453,000.00
1/1/2021	$ 229,000.00	1.510%	$ 48,720.15	$ 16,132.50	$ 293,852.65	$ 6,224,000.00
7/1/2021	$ 231,000.00	1.510%	$ 46,991.20	$ 15,560.00	$ 293,551.20	$ 5,993,000.00
1/1/2022	$ 233,000.00	1.510%	$ 45,247.15	$ 14,982.50	$ 293,229.65	$ 5,760,000.00
7/1/2022	$ 235,000.00	1.510%	$ 43,488.00	$ 14,400.00	$ 292,888.00	$ 5,525,000.00
1/1/2023	$ 238,000.00	1.510%	$ 41,713.75	$ 13,812.50	$ 293,526.25	$ 5,287,000.00
7/1/2023	$ 240,000.00	1.510%	$ 39,916.85	$ 13,217.50	$ 293,134.35	$ 5,047,000.00
1/1/2024	$ 243,000.00	1.510%	$ 38,104.85	$ 12,617.50	$ 293,722.35	$ 4,804,000.00
7/1/2024	$ 245,000.00	1.510%	$ 36,270.20	$ 12,010.00	$ 293,280.20	$ 4,559,000.00
1/1/2025	$ 247,000.00	1.510%	$ 34,420.45	$ 11,397.50	$ 292,817.95	$ 4,312,000.00
7/1/2025	$ 250,000.00	1.510%	$ 32,555.60	$ 10,780.00	$ 293,335.60	$ 4,062,000.00
1/1/2026	$ 252,000.00	1.510%	$ 30,668.10	$ 10,155.00	$ 292,823.10	$ 3,810,000.00
7/1/2026	$ 255,000.00	1.510%	$ 28,765.50	$ 9,525.00	$ 293,290.50	$ 3,555,000.00
1/1/2027	$ 257,000.00	1.510%	$ 26,840.25	$ 8,887.50	$ 292,727.75	$ 3,298,000.00
7/1/2027	$ 260,000.00	1.510%	$ 24,899.90	$ 8,245.00	$ 293,144.90	$ 3,038,000.00
1/1/2028	$ 263,000.00	1.510%	$ 22,936.90	$ 7,595.00	$ 293,531.90	$ 2,775,000.00
7/1/2028	$ 265,000.00	1.510%	$ 20,951.25	$ 6,937.50	$ 292,888.75	$ 2,510,000.00
1/1/2029	$ 268,000.00	1.510%	$ 18,950.50	$ 6,275.00	$ 293,225.50	$ 2,242,000.00
7/1/2029	$ 271,000.00	1.510%	$ 16,927.10	$ 5,605.00	$ 293,532.10	$ 1,971,000.00
1/1/2030	$ 273,000.00	1.510%	$ 14,881.05	$ 4,927.50	$ 292,808.55	$ 1,698,000.00
7/1/2030	$ 276,000.00	1.510%	$ 12,819.90	$ 4,245.00	$ 293,064.90	$ 1,422,000.00
1/1/2031	$ 279,000.00	1.510%	$ 10,736.10	$ 3,555.00	$ 293,291.10	$ 1,143,000.00
7/1/2031	$ 282,000.00	1.510%	$ 8,629.65	$ 2,857.50	$ 293,487.15	$ 861,000.00
1/1/2032	$ 284,000.00	1.510%	$ 6,500.55	$ 2,152.50	$ 292,653.05	$ 577,000.00
7/1/2032	$ 287,000.00		$ 4,356.35	$ 1,442.50	$ 292,798.85	$ 290,000.00
1/1/2033	$ 290,000.00	1.510%	$ 2,189.50	$ 725.00	$ 292,914.50	$ -

Totals	$ 9,425,000.00		$ 1,730,263.49	$ 500,807.50	$ 11,656,070.99

City of Neosho Close Date 6/14/2012
2012A and 2012B COP Payment Schedule by Fund

	Series 2012A				
Date	Principal Payment	Interest Rate	Interest Amount	Total Payment	Principal Balance
					$ 320,000.00
5/1/2013			$ 8,156.92	$ 8,156.92	$ 320,000.00
5/1/2014			$ 9,275.00	$ 9,275.00	$ 320,000.00
5/1/2015			$ 9,275.00	$ 9,275.00	$ 320,000.00
5/1/2016	$ 10,000.00	2.125%	$ 9,275.00	$ 19,275.00	$ 310,000.00
5/1/2017	$ 45,000.00	2.125%	$ 9,062.50	$ 54,062.50	$ 265,000.00
5/1/2018	$ 45,000.00	2.125%	$ 8,106.25	$ 53,106.25	$ 220,000.00
5/1/2019	$ 45,000.00	3.250%	$ 7,150.00	$ 52,150.00	$ 175,000.00
5/1/2020	$ 45,000.00	3.250%	$ 5,687.50	$ 50,687.50	$ 130,000.00
5/1/2021	$ 50,000.00	3.250%	$ 4,225.00	$ 54,225.00	$ 80,000.00
5/1/2022	**$ 50,000.00**	**3.250%**	**$ 2,600.00**	**$ 52,600.00**	**$ 30,000.00**
5/1/2023	$ 30,000.00	3.250%	$ 975.00	$ 30,975.00	$ -
Totals	$ 320,000.00		$ 73,788.17	$ 393,788.17	

	Series 2012B				
Principal Payment	Interest Rate	Interest Amount	Total Payment	Principal Balance
				$ 410,000.00
$ 110,000.00	2.000%	$ 7,211.51	$ 117,211.51	$ 300,000.00
$ 115,000.00	2.000%	$ 6,000.00	$ 121,000.00	$ 185,000.00
$ 110,000.00	2.000%	$ 3,700.00	$ 113,700.00	$ 75,000.00
$ 75,000.00	2.000%	$ 1,500.00	$ 76,500.00	$ -
			$ -	$ -
			$ -	$ -
			$ -	$ -
			$ -	$ -
			$ -	$ -
			$ -	**$ -**
			$ -	$ -
$ 410,000.00		$ 18,411.51	$ 428,411.51	

	Combined 2012A and 2012B			
Principal Payment	Interest Rate	Interest Amount	Total Payment	Principal Balance
				$ 730,000.00
$ 110,000.00	2.000%	$ 15,368.42	$ 125,368.42	$ 620,000.00
$ 115,000.00	2.000%	$ 15,275.00	$ 130,275.00	$ 505,000.00
$ 110,000.00	2.000%	$ 12,975.00	$ 122,975.00	$ 395,000.00
$ 85,000.00	2.125%/2%	$ 10,775.00	$ 95,775.00	$ 310,000.00
$ 45,000.00	2.125%	$ 9,062.50	$ 54,062.50	$ 265,000.00
$ 45,000.00	2.125%	$ 8,106.25	$ 53,106.25	$ 220,000.00
$ 45,000.00	3.250%	$ 7,150.00	$ 52,150.00	$ 175,000.00
$ 45,000.00	3.250%	$ 5,687.50	$ 50,687.50	$ 130,000.00
$ 50,000.00	3.250%	$ 4,225.00	$ 54,225.00	$ 80,000.00
$ 50,000.00	**3.250%**	**$ 2,600.00**	**$ 52,600.00**	**$ 30,000.00**
$ 30,000.00	3.250%	$ 975.00	$ 30,975.00	$ -
$ 730,000.00		$ 92,199.67	$ 822,199.67	

	Water-Wastewater Fund ($305,000 of 2012A)				
Date	Principal Payment	Interest Rate	Interest Amount	Total Payment	Principal Balance
					$ 305,000.00
5/1/2013			$ 7,774.56	$ 7,774.56	$ 305,000.00
5/1/2014			$ 8,840.23	$ 8,840.23	$ 305,000.00
5/1/2015			$ 8,840.23	$ 8,840.23	$ 305,000.00
5/1/2016	$ 9,531.25	2.125%	$ 8,840.23	$ 18,371.48	$ 295,468.75
5/1/2017	$ 42,890.63	2.125%	$ 8,637.70	$ 51,528.32	$ 252,578.13
5/1/2018	$ 42,890.63	2.125%	$ 7,726.27	$ 50,616.89	$ 209,687.50
5/1/2019	$ 42,890.63	3.250%	$ 6,814.84	$ 49,705.47	$ 166,796.88
5/1/2020	$ 42,890.63	3.250%	$ 5,420.90	$ 48,311.52	$ 123,906.25
5/1/2021	$ 47,656.25	3.250%	$ 4,026.95	$ 51,683.20	$ 76,250.00
5/1/2022	**$ 47,656.25**	**3.250%**	**$ 2,478.13**	**$ 50,134.38**	**$ 28,593.75**
5/1/2023	$ 28,593.75	3.250%	$ 929.30	$ 29,523.05	$ -
Totals	$ 305,000.00			$ 375,329.35	

	Economic Development Fund ($205,000 of 2012B)				
Principal Payment	Interest Rate	Interest Amount	Total Payment	Principal Balance
				$ 205,000.00
$ 55,000.00	2.000%	$ 3,605.75	$ 58,605.75	$ 150,000.00
$ 57,500.00	2.000%	$ 3,000.00	$ 60,500.00	$ 92,500.00
$ 55,000.00	2.000%	$ 1,850.00	$ 56,850.00	$ 37,500.00
$ 37,500.00	2.000%	$ 750.00	$ 38,250.00	$ -
			$ -	$ -
			$ -	$ -
			$ -	$ -
			$ -	$ -
			$ -	$ -
			$ -	**$ -**
			$ -	$ -
$ 205,000.00		$ 9,205.75	$ 214,205.75	

	Street Fund ($15,000 of 2012A; $205 of 2012B)			
Principal Payment	Interest Rate	Interest Amount	Total Payment	Principal Balance
				$ 220,000.00
$ 55,000.00	2.000%	$ 3,988.11	$ 58,988.11	$ 165,000.00
$ 57,500.00	2.000%	$ 3,434.77	$ 60,934.77	$ 107,500.00
$ 55,000.00	2.000%	$ 2,284.77	$ 57,284.77	$ 52,500.00
$ 37,968.75	2.125%/2%	$ 1,184.77	$ 39,153.52	$ 14,531.25
$ 2,109.38	2.125%	$ 424.80	$ 2,534.18	$ 12,421.88
$ 2,109.38	2.125%	$ 379.98	$ 2,489.36	$ 10,312.50
$ 2,109.38	3.250%	$ 335.16	$ 2,444.53	$ 8,203.13
$ 2,109.38	3.250%	$ 266.60	$ 2,375.98	$ 6,093.75
$ 2,343.75	3.250%	$ 198.05	$ 2,541.80	$ 3,750.00
$ 2,343.75	**3.250%**	**$ 121.88**	**$ 2,465.63**	**$ 1,406.25**
$ 1,406.25	3.250%	$ 45.70	$ 1,451.95	$ -
$ 220,000.00		$ 12,664.57	$ 232,664.57	

City of Neosho
2016A COP Payment Schedule by Fund

	Combined Series 2016				
Date	Principal Payment	Interest Rate	Interest Amount	Total Payment	Principal Balance
5/1/2016	$ -				$ -
11/1/2016	$ -		$ 78,728.62	$ 78,728.62	$ 4,040,000.00
5/1/2017	$ 325,000.00	2.000%	$ 53,275.00	$ 378,275.00	$ 3,715,000.00
11/1/2017	$ -		$ 50,025.00	$ 50,025.00	$ 3,715,000.00
5/1/2018	$ 375,000.00	2.000%	$ 50,025.00	$ 425,025.00	$ 3,340,000.00
11/1/2018	$ -		$ 46,275.00	$ 46,275.00	$ 3,340,000.00
5/1/2019	$ 380,000.00	2.000%	$ 46,275.00	$ 426,275.00	$ 2,960,000.00
11/1/2019	$ -		$ 42,475.00	$ 42,475.00	$ 2,960,000.00
5/1/2020	$ 500,000.00	3.000%	$ 42,475.00	$ 542,475.00	$ 2,460,000.00
11/1/2020	$ -		$ 34,975.00	$ 34,975.00	$ 2,460,000.00
5/1/2021	$ 205,000.00	3.000%	$ 34,975.00	$ 239,975.00	$ 2,255,000.00
11/1/2021	**$ -**		**$ 31,900.00**	**$ 31,900.00**	**$ 2,255,000.00**
5/1/2022	**$ 220,000.00**	**3.000%**	**$ 31,900.00**	**$ 251,900.00**	**$ 2,035,000.00**
11/1/2022	$ -		$ 28,600.00	$ 28,600.00	$ 2,035,000.00
5/1/2023	$ 190,000.00	3.000%	$ 28,600.00	$ 218,600.00	$ 1,845,000.00
11/1/2023	$ -		$ 25,750.00	$ 25,750.00	$ 1,845,000.00
5/1/2024	$ 190,000.00	2.375%	$ 25,750.00	$ 215,750.00	$ 1,655,000.00
11/1/2024	$ -		$ 23,493.75	$ 23,493.75	$ 1,655,000.00
5/1/2025	$ 190,000.00	2.375%	$ 23,493.75	$ 213,493.75	$ 1,465,000.00
11/1/2025	$ -		$ 21,237.50	$ 21,237.50	$ 1,465,000.00
5/1/2026	$ 185,000.00	2.750%	$ 21,237.50	$ 206,237.50	$ 1,280,000.00
11/1/2026	$ -		$ 18,693.75	$ 18,693.75	$ 1,280,000.00
5/1/2027	$ 200,000.00	2.750%	$ 18,693.75	$ 218,693.75	$ 1,080,000.00
11/1/2027	$ -		$ 15,943.75	$ 15,943.75	$ 1,080,000.00
5/1/2028	$ 205,000.00	2.750%	$ 15,943.75	$ 220,943.75	$ 875,000.00
11/1/2028	$ -		$ 13,125.00	$ 13,125.00	$ 875,000.00
5/1/2029	$ 215,000.00	3.000%	$ 13,125.00	$ 228,125.00	$ 660,000.00
11/1/2029	$ -		$ 9,900.00	$ 9,900.00	$ 660,000.00
5/1/2030	$ 225,000.00	3.000%	$ 9,900.00	$ 234,900.00	$ 435,000.00
11/1/2030	$ -		$ 6,525.00	$ 6,525.00	$ 435,000.00
5/1/2031	$ 435,000.00	3.000%	$ 6,525.00	$ 441,525.00	$ -
Grand Totals	$ 4,040,000.00		$ 869,841.12	$ 4,909,841.12	

Date	Street 2016A			
	Principal Payment	Interest Amount	Total Payment	Principal Balance
5/1/2016				
11/1/2016	$ -	$ 7,943.06	$ 7,943.06	$ 445,000.00
5/1/2017	$ 80,000.00	$ 5,375.00	$ 85,375.00	$ 365,000.00
11/1/2017	$ -	$ 4,575.00	$ 4,575.00	$ 365,000.00
5/1/2018	$ 90,000.00	$ 4,575.00	$ 94,575.00	$ 275,000.00
11/1/2018	$ -	$ 3,675.00	$ 3,675.00	$ 275,000.00
5/1/2019	$ 90,000.00	$ 3,675.00	$ 93,675.00	$ 185,000.00
11/1/2019	$ -	$ 2,775.00	$ 2,775.00	$ 185,000.00
5/1/2020	$ 185,000.00	$ 2,775.00	$ 187,775.00	$ -
Totals	$ 445,000.00	$ 35,368.06	$ 480,368.06	

City of Neosho
2016A COP Payment Schedule by Fund

	Drainage 2016A			
Date	Principal Payment	Interest Amount	Total Payment	Principal Balance
5/1/2016	$ -	$ -	$ -	$ 445,000.00
11/1/2016	$ -	$ 7,943.06	$ 7,943.06	$ 445,000.00
5/1/2017	$ 80,000.00	$ 5,375.00	$ 85,375.00	$ 365,000.00
11/1/2017	$ -	$ 4,575.00	$ 4,575.00	$ 365,000.00
5/1/2018	$ 90,000.00	$ 4,575.00	$ 94,575.00	$ 275,000.00
11/1/2018	$ -	$ 3,675.00	$ 3,675.00	$ 275,000.00
5/1/2019	$ 90,000.00	$ 3,675.00	$ 93,675.00	$ 185,000.00
11/1/2019	$ -	$ 2,775.00	$ 2,775.00	$ 185,000.00
5/1/2020	$ 185,000.00	$ 2,775.00	$ 187,775.00	$ -
Totals	$ 445,000.00	$ 35,368.06	$ 480,368.06	

Date	Golf Course 2016A			
	Principal Payment	Interest Amount	Total Payment	Principal Balance
5/16/2016				
11/1/2016	$ -	$ 62,842.50	$ 62,842.50	$ 3,150,000.00
5/1/2017	$ 165,000.00	$ 42,525.00	$ 207,525.00	$ 2,985,000.00
11/1/2017	$ -	$ 40,875.00	$ 40,875.00	$ 2,985,000.00
5/1/2018	$ 195,000.00	$ 40,875.00	$ 235,875.00	$ 2,790,000.00
11/1/2018	$ -	$ 38,925.00	$ 38,925.00	$ 2,790,000.00
5/1/2019	$ 200,000.00	$ 38,925.00	$ 238,925.00	$ 2,590,000.00
11/1/2019	$ -	$ 36,925.00	$ 36,925.00	$ 2,590,000.00
5/1/2020	$ 130,000.00	$ 36,925.00	$ 166,925.00	$ 2,460,000.00
11/1/2020	$ -	$ 34,975.00	$ 34,975.00	$ 2,460,000.00
5/1/2021	$ 205,000.00	$ 34,975.00	$ 239,975.00	$ 2,255,000.00
11/1/2021	**$ -**	**$ 31,900.00**	**$ 31,900.00**	**$ 2,255,000.00**
5/1/2022	**$ 220,000.00**	**$ 31,900.00**	**$ 251,900.00**	**$ 2,035,000.00**
11/1/2022	$ -	$ 28,600.00	$ 28,600.00	$ 2,035,000.00
5/1/2023	$ 190,000.00	$ 28,600.00	$ 218,600.00	$ 1,845,000.00
11/1/2023	$ -	$ 25,750.00	$ 25,750.00	$ 1,845,000.00
5/1/2024	$ 190,000.00	$ 25,750.00	$ 215,750.00	$ 1,655,000.00
11/1/2024	$ -	$ 23,493.75	$ 23,493.75	$ 1,655,000.00
5/1/2025	$ 190,000.00	$ 23,493.75	$ 213,493.75	$ 1,465,000.00
11/1/2025	$ -	$ 21,237.50	$ 21,237.50	$ 1,465,000.00
5/1/2026	$ 185,000.00	$ 21,237.50	$ 206,237.50	$ 1,280,000.00
11/1/2026	$ -	$ 18,693.75	$ 18,693.75	$ 1,280,000.00
5/1/2027	$ 200,000.00	$ 18,693.75	$ 218,693.75	$ 1,080,000.00
11/1/2027	$ -	$ 15,943.75	$ 15,943.75	$ 1,080,000.00
5/1/2028	$ 205,000.00	$ 15,943.75	$ 220,943.75	$ 875,000.00
11/1/2028	$ -	$ 13,125.00	$ 13,125.00	$ 875,000.00
5/1/2029	$ 215,000.00	$ 13,125.00	$ 228,125.00	$ 660,000.00
11/1/2029	$ -	$ 9,900.00	$ 9,900.00	$ 660,000.00
5/1/2030	$ 225,000.00	$ 9,900.00	$ 234,900.00	$ 435,000.00
11/1/2030	$ -	$ 6,525.00	$ 6,525.00	$ 435,000.00
5/1/2031	$ 435,000.00	$ 6,525.00	$ 441,525.00	$ -
Totals	$ 3,150,000.00	$ 799,105.00	$ 3,949,105.00	

City of Neosho Close Date 2/11/2021
2021 Special Obligation Bonds (Refunding 2014A & 2013 Series)

	Series 2021				
Date	Principal Payment	Interest Rate	Interest Amount	Total Payment	Principal Balance
					$ 3,075,000.00
5/1/2021	$ 475,000.00	2.000%	$ 8,541.67	$ 483,541.67	$ 2,600,000.00
5/1/2022	**$ 450,000.00**	**2.000%**	**$ 52,000.00**	**$ 502,000.00**	**$ 2,150,000.00**
5/1/2023	$ 455,000.00	2.000%	$ 43,000.00	$ 498,000.00	$ 1,695,000.00
5/1/2024	$ 470,000.00	2.000%	$ 33,900.00	$ 503,900.00	$ 1,225,000.00
5/1/2025	$ 480,000.00	2.000%	$ 24,500.00	$ 504,500.00	$ 745,000.00
5/1/2026	$ 505,000.00	2.000%	$ 14,900.00	$ 519,900.00	$ 240,000.00
5/1/2027	$ 240,000.00	2.000%	$ 4,800.00	$ 244,800.00	$ -
					$ -
					$ -
					$ -
					$ -
Totals	$ 3,075,000.00		$ 181,641.67	$ 3,256,641.67	
				$ -	

	Municipal Auditorium				
Principal Payment	Interest Rate	Interest Amount	Total Payment	Principal Balance	
				$ 1,230,000.00	
$ 200,005.56	2.000%	$ 3,416.66	$ 203,422.22	$ 1,029,994.44	
$ 196,040.00	**2.000%**	**$ 20,599.88**	**$ 216,639.88**	**$ 833,954.44**	
$ 196,040.00	2.000%	$ 16,679.08	$ 212,719.08	$ 637,914.44	
$ 204,040.00	2.000%	$ 12,758.28	$ 216,798.28	$ 433,874.44	
$ 204,040.00	2.000%	$ 8,677.48	$ 212,717.48	$ 229,834.44	
$ 220,040.00	2.000%	$ 4,596.68	$ 224,636.68	$ 9,794.44	
$ 9,794.44	2.000%	$ 1,920.00	$ 11,714.44	$ -	
			$ -		
			$ -		
			$ -		
			$ -		
$ 1,230,000.00		$ 68,648.06	$ 1,298,648.06		

	Senior Center				
Principal Payment	Interest Rate	Interest Amount	Total Payment	Principal Balance	
				$307,500.00	
$ 50,001.39	2.000%	$ 854.17	$ 50,855.56	$257,498.61	
$ 49,010.00	**2.000%**	**$ 5,149.98**	**$ 54,159.98**	**$208,488.61**	
$ 49,010.00	2.000%	$ 4,169.78	$ 53,179.78	$159,478.61	
$ 51,010.00	2.000%	$ 3,189.58	$ 54,199.58	$108,468.61	
$ 51,010.00	2.000%	$ 2,169.38	$ 53,179.38	$ 57,458.61	
$ 55,010.00	2.000%	$ 1,149.18	$ 56,159.18	$ 2,448.61	
$ 2,448.61	2.000%	$ 480.00	$ 2,928.61	$ -	
			$ -		
			$ -		
			$ -		
			$ -		
$ 307,500.00		$ 17,162.07	$ 324,662.07		

	Street/Bridge Improvement				
Date	Principal Payment	Interest Rate	Interest Amount	Total Payment	Principal Balance
					$ 1,537,500.00
5/1/2021	$ 224,993.05	2.000%	$ 4,270.84	$ 229,263.89	$ 1,312,506.95
5/1/2022	**$ 204,950.00**	**2.000%**	**$ 26,250.14**	**$ 231,200.14**	**$ 1,107,556.95**
5/1/2023	$ 209,950.00	2.000%	$ 22,151.14	$ 232,101.14	$ 897,606.95
5/1/2024	$ 214,950.00	2.000%	$ 17,952.14	$ 232,902.14	$ 682,656.95
5/1/2025	$ 224,950.00	2.000%	$ 13,653.14	$ 238,603.14	$ 457,706.95
5/1/2026	$ 229,950.00	2.000%	$ 9,154.14	$ 239,104.14	$ 227,756.95
5/1/2027	$ 227,756.95	2.000%	$ 2,400.00	$ 230,156.95	$ -
Totals	$ 1,537,500.00		$ 95,831.54	$ 1,633,331.54	

City of Neosho
CIP Government
FY2023

DEPARTMENT/DESCRIPTION	Budgeted 2022-23 Fiscal Year	Forecasted 2023-24 Fiscal Year	Forecasted 2024-25 Fiscal Year	Forecasted 2025-26 Fiscal Year	Forecasted 2026-27 Fiscal Year	Future Projects
REVENUE SOURCES						
General Fund Sales Tax	$ 270,000	$ -	$ -	$ -		
Public Safety Sales Tax	$ 1,300,327	$ 1,300,000	$ 75,000	$ 75,000	$ 197,000	$ -
Drainage Sales Tax	$ 2,629	$ -	$ 165,000	$ -		
Senior Center Sales Tax	$ -	$ -	$ -	$ -		
Parks & Recreation Sales Tax	$ 75,000	$ -	$ -	$ -		
Auditorium & Lampo Sales Tax	$ -	$ -	$ -	$ -		
Capital Improvement Sales Tax	$ -	$ 75,000	$ -	$ -		
Street Sales Tax	$ 655,352	$ 790,000	$ 620,000	$ -	$ -	
NPE Grant Revenues	$ -	$ -	$ -	$ -		
Grants	$ 89,172	$ -	$ -	$ -		
Golf Course Revenues	$ 28,210	$ 28,210	$ -	$ -		
Golf Cart Replacement Reserve	$ 20,000	$ -	$ -	$ -		
Fire Sales Tax	$ 45,000	$ -	$ -	$ -		
Tax Increment Financing	$ -					
TOTAL REVENUE SOURCES	**$ 2,485,690**	**$ 2,193,210**	**$ 860,000**	**$ 75,000**	**$ 197,000**	
EXPENDITURES						
General Fund						
General Admin	$ -	$ -	$ -	$ -	$ -	$ -
City Clerk	$ -	$ -	$ -	$ -	$ -	$ -
Development	$ -	$ -	$ -	$ -	$ -	$ -
Recycle Center	$ 10,000	$ -	$ -	$ -	$ -	$ -
Police	$ 331,770	$ 75,000	$ 75,000	$ 75,000	$ 75,000	$ -
Municipal Court	$ -	$ -	$ -	$ -	$ -	$ -
Information Technology	$ -	$ -	$ -	$ -	$ -	$ -
Fleet Maintenance	$ -	$ -	$ -	$ -	$ -	$ -
Emergency Management	$ -	$ -	$ -	$ -	$ -	$ -
Human Resources	$ -	$ -	$ -	$ -	$ -	$ -
Airport	$ -	$ -	$ -	$ -	$ -	$ -
IOOF Cemetery	$ 50,000	$ -	$ -	$ -	$ -	$ -
General Fund	**$ 391,770**	**$ 75,000**	**$ 75,000**	**$ 75,000**	**$ 75,000**	**$ -**
Fire Sales Tax Fund	$ 1,013,557	$ 1,225,000	$ -	$ -	$ 122,000	$ -
Drainage Sales Tax Fund	$ 2,629	$ -	$ 165,000	$ -	$ -	$ -
Senior Center Sales Tax Fund	$ -	$ -	$ -	$ -	$ -	$ -
Parks & Recreation Sales Tax Fund	$ 164,172	$ 110,000	$ -	$ -	$ -	$ -
Auditorium & Lampo Sales Tax Fund	$ -	$ -	$ -	$ -	$ -	$ -
Golf Course Fund	$ 258,210	$ 818,210	$ 650,000	$ 765,000	$ 900,000	$ -
Street Sales Tax Fund	$ 655,352	$ 790,000	$ 620,000	$ -	$ -	$ -
Tax Increment Financing	$ -					
TOTAL	**$ 2,485,690**	**$ 3,018,210**	**$ 1,510,000**	**$ 840,000**	**$ 1,097,000**	**$ -**
ENDING BALANCE	**$ -**	**$ (825,000)**	**$ (650,000)**	**$ (765,000)**	**$ (900,000)**	

City of Neosho
CIP Enterprise Fund
FY2022

DEPARTMENT/DESCRIPTION	Budgeted 2022-23 Fiscal Year	Forecasted 2023-24 Fiscal Year	Forecasted 2024-25 Fiscal Year	Forecasted 2025-26 Fiscal Year	Forecasted 2026-27 Fiscal Year	Future Projects
BALANCE BROUGHT FORWARD						
REVENUE SOURCES						
Water & Wastewater Charges	$ 788,748	$ 911,021	$ 553,021	$ 734,021	$ 276,021	$ -
Wastewater Improvement Reserve	$ -	$ -	$ -	$ -	$ -	$ -
TOTAL REVENUE SOURCES	**$ 788,748**	**$ 911,021**	**$ 553,021**	**$ 734,021**	**$ 276,021**	
EXPENDITURES						
Water Administration	$ -	$ -	$ -	$ -	$ -	$ -
Distribution & Maintenance	$ 472,227	$ 380,000	$ 250,000	$ 390,000	$ -	$ -
Meter Reading	$ 12,000	$ 35,000	$ -	$ -	$ -	$ -
Filtration	$ 76,500	$ 55,000	$ 8,000	$ 38,000	$ 35,000	$ -
Wastewater	$ 228,021	$ 441,021	$ 295,021	$ 306,021	$ 241,021	$ -
TOTAL	**$ 788,748**	**$ 911,021**	**$ 553,021**	**$ 734,021**	**$ 276,021**	**$ -**
ENDING BALANCE	**$ -**	**$ -**	**$ -**	**$ -**	**$ -**	

General Admin DEPARTMENT/DESCRIPTION	Anticipated Useful Life (in Years)	2022-23 Fiscal Year	2023-24 Fiscal Year	2024-25 Fiscal Year	2025-26 Fiscal Year	2026-27 Fiscal Year	Future Projects	Comments
BALANCE BROUGHT FORWARD								
EXPENDITURES								
TOTAL		$ -	$ -	$ -	$ -	$ -	$ -	
ENDING BALANCE		$ -	$ -	$ -	$ -	$ -		

City Clerk DEPARTMENT/DESCRIPTION	Anticipated Useful Life (in Years)	2022-23 Fiscal Year	2023-24 Fiscal Year	2024-25 Fiscal Year	2025-26 Fiscal Year	2026-27 Fiscal Year	Future Projects	Comments
BALANCE BROUGHT FORWARD								
REVENUE SOURCES								
General Fund Revenues		$ -						
TOTAL REVENUE SOURCES		$ -	$ -	$ -	$ -	$ -		
EXPENDITURES								
TOTAL		$ -	$ -	$ -	$ -	$ -	$ -	
ENDING BALANCE		$ -	$ -	$ -	$ -	$ -		

Development DEPARTMENT/DESCRIPTION	Anticipated Useful Life (in Years)	2022-23 Fiscal Year	2023-24 Fiscal Year	2024-25 Fiscal Year	2025-26 Fiscal Year	2026-27 Fiscal Year	Future Projects	Comments
BALANCE BROUGHT FORWARD								
REVENUE SOURCES								
General Fund Revenues		$ -						
TOTAL REVENUE SOURCES		$ -	$ -	$ -	$ -	$ -		
EXPENDITURES								
TOTAL		$ -	$ -	$ -	$ -	$ -	$ -	
ENDING BALANCE		$ -	$ -	$ -	$ -	$ -		

Recycle Center DEPARTMENT/DESCRIPTION	Anticipated Useful Life (in Years)	2022-23 Fiscal Year	2023-24 Fiscal Year	2024-25 Fiscal Year	2025-26 Fiscal Year	2026-27 Fiscal Year	Future Projects	Comments
BALANCE BROUGHT FORWARD								
REVENUE SOURCES								
General Fund Revenues		$ 10,000						
TOTAL REVENUE SOURCES		**$ 10,000**	**$ -**	**$ -**	**$ -**	**$ -**		
EXPENDITURES								
Dump Carts		$ 10,000						To assist in moving and proccesing comodities
TOTAL		**$ 10,000**	**$ -**	**$ -**	**$ -**	**$ -**	**$ -**	
ENDING BALANCE		**$ -**	**$ -**	**$ -**	**$ -**	**$ -**		

Police Department DEPARTMENT/DESCRIPTION	Anticipated Useful Life (in Years)	2022-23 Fiscal Year	2023-24 Fiscal Year	2024-25 Fiscal Year	2025-26 Fiscal Year	2026-27 Fiscal Year	Future Projects	Comments
BALANCE BROUGHT FORWARD								
REVENUE SOURCES								
Transfer from Public Safety Tax Fund		$ 331,770	$ 75,000	$ 75,000	$ 75,000	$ 75,000	$ -	
TOTAL REVENUE SOURCES		**$ 331,770**	**$ 75,000**	**$ 75,000**	**$ 75,000**	**$ 75,000**		
EXPENDITURES								
Radio Lease		$ 55,453						
Patrol Cars (2 Replaced annually)		$ 75,000	$ 75,000	$ 75,000	$ 75,000	$ 75,000		
Radio Towers (MOSWIN		$ 201,317						
TOTAL		**$ 331,770**	**$ 75,000**	**$ 75,000**	**$ 75,000**	**$ 75,000**	**$ -**	
ENDING BALANCE		**$ -**	**$ -**	**$ -**	**$ -**	**$ -**		

Municipal Court DEPARTMENT/DESCRIPTION	Anticipated Useful Life (in Years)	2022-23 Fiscal Year	2023-24 Fiscal Year	2024-25 Fiscal Year	2025-26 Fiscal Year	2026-27 Fiscal Year	Future Projects	Comments
BALANCE BROUGHT FORWARD								
EXPENDITURES								
TOTAL		$ -	$ -	$ -	$ -	$ -	$ -	
ENDING BALANCE		$ -	$ -	$ -	$ -	$ -		

Information Technology DEPARTMENT/DESCRIPTION	Anticipated Useful Life (in Years)	2022-23 Fiscal Year	2023-24 Fiscal Year	2024-25 Fiscal Year	2025-26 Fiscal Year	2026-27 Fiscal Year	Future Projects	Comments
BALANCE BROUGHT FORWARD								
EXPENDITURES								
TOTAL		$ -	$ -	$ -	$ -	$ -	$ -	
ENDING BALANCE		$ -	$ -	$ -	$ -	$ -		

Fleet Maintenance DEPARTMENT/DESCRIPTION	Anticipated Useful Life (in Years)	2022-23 Fiscal Year	2023-24 Fiscal Year	2024-25 Fiscal Year	2025-26 Fiscal Year	2026-27 Fiscal Year	Future Projects	Comments
BALANCE BROUGHT FORWARD								
EXPENDITURES								
TOTAL		$ -	$ -	$ -	$ -	$ -	$ -	
ENDING BALANCE		$ -	$ -	$ -	$ -	$ -		

Emergency Management DEPARTMENT/DESCRIPTION	Anticipated Useful Life (in Years)	2022-23 Fiscal Year	2023-24 Fiscal Year	2024-25 Fiscal Year	2025-26 Fiscal Year	2026-27 Fiscal Year	Future Projects	Comments
BALANCE BROUGHT FORWARD								
REVENUE SOURCES								
Transfer from Public Safety Tax Fund		$ -	$ -	$ -	$ -	$ -	$ -	
TOTAL REVENUE SOURCES		**$ -**	**$ -**	**$ -**	**$ -**	**$ -**		
EXPENDITURES								
								Annual Contract for repairs to all storm Sirens
								Maintenance and Repairs
TOTAL		**$ -**	**$ -**	**$ -**	**$ -**	**$ -**	**$ -**	
ENDING BALANCE		**$ -**	**$ -**	**$ -**	**$ -**	**$ -**		

Human Resources DEPARTMENT/DESCRIPTION	Anticipated Useful Life (in Years)	2022-23 Fiscal Year	2023-24 Fiscal Year	2024-25 Fiscal Year	2025-26 Fiscal Year	2026-27 Fiscal Year	Future Projects	Comments
BALANCE BROUGHT FORWARD								
EXPENDITURES								
TOTAL		$ -	$ -	$ -	$ -	$ -	$ -	
ENDING BALANCE		$ -	$ -	$ -	$ -	$ -		

Airport DEPARTMENT/DESCRIPTION	Anticipated Useful Life (in Years)	2022-23 Fiscal Year	2023-24 Fiscal Year	2024-25 Fiscal Year	2025-26 Fiscal Year	2026-27 Fiscal Year	Future Projects	Comments
BALANCE BROUGHT FORWARD								
REVENUE SOURCES								
General Fund Revenues		$ -						
Timber Sales								
TOTAL REVENUE SOURCES		$ -	$ -	$ -	$ -	$ -		
EXPENDITURES								
TOTAL		$ -	$ -	$ -	$ -	$ -	$ -	
ENDING BALANCE		$ -	$ -	$ -	$ -	$ -		

IOOF Cemetery DEPARTMENT/DESCRIPTION	Anticipated Useful Life (in Years)	2022-23 Fiscal Year	2023-24 Fiscal Year	2024-25 Fiscal Year	2025-26 Fiscal Year	2026-27 Fiscal Year	Future Projects	Comments
BALANCE BROUGHT FORWARD								
REVENUE SOURCES								
General Fund Revenues		$ 50,000						
TOTAL REVENUE SOURCES		**$ 50,000**	**$ -**	**$ -**	**$ -**	**$ -**		
EXPENDITURES								
Roads		$ 50,000						Would like to pave from main road between Block 5 and 6 East to Cemetery Road and cut back North
TOTAL		**$ 50,000**	**$ -**	**$ -**	**$ -**	**$ -**	**$ -**	
ENDING BALANCE		**$ -**	**$ -**	**$ -**	**$ -**	**$ -**		

Fire Department DEPARTMENT/DESCRIPTION	Anticipated Useful Life (in Years)	2022-23 Fiscal Year	2023-24 Fiscal Year	2024-25 Fiscal Year	2025-26 Fiscal Year	2026-27 Fiscal Year	Future Projects	Comments
BALANCE BROUGHT FORWARD								
REVENUE SOURCES								
Transfer from Public Safety Tax Fund		$ 968,557	$ 1,225,000	$ -	$ -	$ 122,000	$ -	
Fire Sales Tax Fund Balance		$ 45,000						
TOTAL REVENUE SOURCES		**$ 1,013,557**	**$ 1,225,000**	**$ -**	**$ -**	**$ 122,000**		
EXPENDITURES								
						$ 122,000		PPE replacement Bunker gear, helmets, gloves, nomex, flashlights, boots
Radio Lease Year		$ 47,895						
Station 2 Building Repairs								Repair water leak at station 2 on East Wall
Purchase new Engine		$ 719,345						Purchase a new fire department engine.
Insulate South Building Station 2		$ 10,000						South buliding needs insulated at Station 2
Replace Fire Marshal vehicle	10	$35,000	$ 25,000					Replace aging Fire Marshall vehicle. Requesting to do this in 22/23 budget due to continued issues
Radio Towers (MOSWIN		$ 201,317						
Purchase New Quint Aerial	20		$ 1,200,000					Replace Engine 8 with a Quint
TOTAL		**$ 1,013,557**	**$ 1,225,000**	**$ -**	**$ -**	**$ 122,000**	**$ -**	
ENDING BALANCE		**$ -**	**$ -**	**$ -**	**$ -**	**$ -**		

Drainage DEPARTMENT/DESCRIPTION	Anticipated Useful Life (in Years)	2022-23 Fiscal Year	2023-24 Fiscal Year	2024-25 Fiscal Year	2025-26 Fiscal Year	2026-27 Fiscal Year	Future Projects	Comments
BALANCE BROUGHT FORWARD								
REVENUE SOURCES								
Drainage Sales Tax		$ 2,629	$ -	$ 165,000	$ -			
TOTAL REVENUE SOURCES		**$ 2,629**	**$ -**	**$ 165,000**	**$ -**	**$ -**		
EXPENDITURES								
Radio Lease Year		$ 2,629						
Replace Flat Bed Dump Truck	20			$ 150,000				
Replace 1 Mower	10			$ 15,000				
TOTAL		**$ 2,629**	**$ -**	**$ 165,000**	**$ -**	**$ -**	**$ -**	
ENDING BALANCE		**$ -**	**$ -**	**$ -**	**$ -**	**$ -**		

Senior Center DEPARTMENT/DESCRIPTION	Anticipated Useful Life (in Years)	2022-23 Fiscal Year	2023-24 Fiscal Year	2024-25 Fiscal Year	2025-26 Fiscal Year	2026-27 Fiscal Year	Future Projects	Comments
BALANCE BROUGHT FORWARD								
REVENUE SOURCES								
Senior Center Sales Tax		$ -						
TOTAL REVENUE SOURCES		$ -	$ -	$ -	$ -	$ -		
EXPENDITURES								
TOTAL		$ -	$ -	$ -	$ -	$ -	$ -	
ENDING BALANCE		$ -	$ -	$ -	$ -	$ -		

Parks & Recreation DEPARTMENT/DESCRIPTION	Anticipated Useful Life (in Years)	2022-23 Fiscal Year	2023-24 Fiscal Year	2024-25 Fiscal Year	2025-26 Fiscal Year	2026-27 Fiscal Year	Future Projects	Comments
BALANCE BROUGHT FORWARD								
REVENUE SOURCES								
Parks & Recreation Sales Tax		$75,000.00						
Parks & Recreation Fund Balance								
Bicycle Trails Grant		$89,172						Downstream Loop - Depending upon RTP Grant through DNR
General Fund Revenues								
TOTAL REVENUE SOURCES		**$ 164,172**	**$ -**	**$ -**	**$ -**	**$ -**		
EXPENDITURES								
Replacement Vehicle	20 years	$ 25,000						Replace the 1996 Chevrolet pickup.
Tracked 75 hp Skid Steer	20 years		$75,000					Skid Steer equipment needed to maintain Parks.
Dog Park	20 years	$25,000						$20,000 rolled from FY22
Fish for Hickory Creek		$5,000						Agreement with Missouri Department of Conservation to provide 2,000+ more fish in 9 total stockings.
Bicycle Trails		$89,172						Downstream Loop - Depending upon RTP Grant through DNR
Parks Building		$ 20,000						Sign and Parking Lot
Restrooms by the Lampo	20 years		$ 35,000					
TOTAL		**$ 164,172**	**$ 110,000**	**$ -**	**$ -**	**$ -**	**$ -**	
ENDING BALANCE		**$ -**	**$ (110,000)**	**$ -**	**$ -**	**$ -**		

Auditorium & Lampo DEPARTMENT/DESCRIPTION	Anticipated Useful Life (in Years)	2022-23 Fiscal Year	2023-24 Fiscal Year	2024-25 Fiscal Year	2025-26 Fiscal Year	2026-27 Fiscal Year	Future Projects	Comments
BALANCE BROUGHT FORWARD								
REVENUE SOURCES								
Auditorium Sales Tax		$ -						
TOTAL REVENUE SOURCES		$ -	$ -	$ -	$ -	$ -		
EXPENDITURES								
TOTAL		$ -	$ -	$ -	$ -	$ -	$ -	
ENDING BALANCE		$ -	$ -	$ -	$ -	$ -		

TIF Funds DEPARTMENT/DESCRIPTION	Anticipated Useful Life (in Years)	2022-23 Fiscal Year	2023-24 Fiscal Year	2024-25 Fiscal Year	2025-26 Fiscal Year	2026-27 Fiscal Year	Future Projects	Comments
BALANCE BROUGHT FORWARD								
REVENUE SOURCES								
		$ -						
TOTAL REVENUE SOURCES		$ -	$ -	$ -	$ -	$ -		
EXPENDITURES								
TOTAL		$ -	$ -	$ -	$ -	$ -	$ -	
ENDING BALANCE		$ -	$ -	$ -	$ -	$ -		

Golf Course DEPARTMENT/DESCRIPTION	Anticipated Useful Life (in Years)	2022-23 Fiscal Year	2023-24 Fiscal Year	2024-25 Fiscal Year	2025-26 Fiscal Year	2026-27 Fiscal Year	Future Projects	Comments
BALANCE BROUGHT FORWARD								
REVENUE SOURCES								
Parks & Recreation Sales Tax								
Parks & Recreation Fund Balance								
Capital Improvement Sales Tax			$ 75,000					
General Fund Revenues		$210,000	$ 715,000	$ 650,000	$ 765,000	$ 900,000		
Golf Course Revenues		$ 28,210	$ 28,210	$ -				
Golf Cart Replacement Reserve		$20,000						
TOTAL REVENUE SOURCES		**$ 258,210**	**$ 818,210**	**$ 650,000**	**$ 765,000**	**$ 900,000**		
EXPENDITURES								
Mower Lease		$ 28,210	$ 28,210					
Cart Path resurface		$ 200,000						Continue with the Cart Path, road and parking lot resurfacing and sealing the first phase cart paths.
55 HP 4X4 Tractor/Loader	20 years		$25,000					This tractor is needed to replace the existing 25 year old Kubota.
Golf Sign		$10,000						
Pro Shop Restrooms/Kitchen	25 years		$50,000					Address ADA needs in the 4 Pro Shop Restrooms/ Kitchen Health Dept Needs.
PumpHouse			$ 45,000					
Carts Replacement		$ 20,000	$ 20,000					
Overseed Fairways			$ 100,000					https://gsrpdf.lib.msu.edu/?file=/2000s/2000/000101.pdf
Beverage Cart			$ 10,000					
Solar Power for Pro Shop			$ 40,000					
Replacement Irrigation System			$ 500,000	$ 500,000	$ 500,000	$ 500,000		
Level tee boxes				$ 90,000				#2, #8 white, #6 red $1.50 to 2.5 sq ft estimate 10,000 sq ft
Enlarge tee boxes				$ 60,000				#3, #8 red $1.50 - $2.5 sq ft estimate 10,000 sq ft
Roof/Awning					$ 15,000			Front of Pro Shop cement area
Refurbish Maintenance barn					$ 50,000			
Replace Cart barns					$ 200,000			One large barn with stall for washing carts
Bar and Grill in Club House						$ 100,000		
Refurbish some holes at Lake course						$ 300,000		To be used during tournaments or busy times
TOTAL		**$ 258,210**	**$ 818,210**	**$ 650,000**	**$ 765,000**	**$ 900,000**	**$ -**	
ENDING BALANCE		**$ -**	**$ -**	**$ -**	**$ -**	**$ -**		

Street Department DEPARTMENT/DESCRIPTION	Anticipated Useful Life (in Years)	2022-23 Fiscal Year	2023-24 Fiscal Year	2024-25 Fiscal Year	2025-26 Fiscal Year	2026-27 Fiscal Year	Future Projects	Comments
BALANCE BROUGHT FORWARD								
REVENUE SOURCES								
Street Sales Tax		$ 655,352	$ 790,000	$ 620,000	$ -	$ -		
Street Fund Balance								
TOTAL REVENUE SOURCES		**$ 655,352**	**$ 790,000**	**$ 620,000**	**$ -**	**$ -**		
EXPENDITURES								
Radio Lease Year (year 4 of 5)		$ 7,852						
Street Contracts		$ 400,000	$ 600,000	$ 400,000				This is part of our 5 year improvement plan, bi-yearly slurry seal and yearly overlay
10 Wheeler Dump Truck Replacement	20	$ 220,000						For replacement of our 1994 dump truck with a State spec truck equiped with snow removal bed and plow
Construction for storage building 50%		$ 25,000						
Ice machine replaced 50%		$ 2,500						
1 ton truck	12		$ 60,000					Replace shop truck with one of the older street trucks (new truck for Streets)
Backhoe replacement	15		$ 130,000					Replacement Schedule of Streets Backhoe
Trackhoe replacement	15			$ 220,000				Replacement Schedule for Trackhoe
TOTAL		**$ 655,352**	**$ 790,000**	**$ 620,000**	**$ -**	**$ -**	**$ -**	
ENDING BALANCE		**$ -**	**$ -**	**$ -**	**$ -**	**$ -**		

Water Admin DEPARTMENT/DESCRIPTION	Anticipated Useful Life (in Years)	2022-23 Fiscal Year	2023-24 Fiscal Year	2024-25 Fiscal Year	2025-26 Fiscal Year	2026-27 Fiscal Year	Future Projects	Comments
BALANCE BROUGHT FORWARD								
EXPENDITURES								
TOTAL		$ -	$ -	$ -	$ -	$ -	$ -	
ENDING BALANCE		$ -	$ -	$ -	$ -	$ -		

Distribution & Maintenance DEPARTMENT/DESCRIPTION	Anticipated Useful Life (in Years)	2022-23 Fiscal Year	2023-24 Fiscal Year	2024-25 Fiscal Year	2025-26 Fiscal Year	2026-27 Fiscal Year	Future Projects	Comments
BALANCE BROUGHT FORWARD								
REVENUE SOURCES								
Water Revenues		$ 472,227	$ 380,000	$ 250,000	$ 390,000	$ -		
TOTAL REVENUE SOURCES		**$ 472,227**	**$ 380,000**	**$ 250,000**	**$ 390,000**	**$ -**		
EXPENDITURES								
Ice machine replaced 50%		$ 2,500						Shared cost with Streets
Construction for storage building 50%		$ 25,000						Shared cost with Streets
Service Truck Replacement	15	$ 80,000						Replacement of our oldest service truck
Mini Ex and trailer	15	$ 95,000						We will trade old John Deere and WW Case for this. Replace WW with D&M 2008 backhoe
Boring Mole	20	$ 7,000						This will add and additional mole for boring in meter sets
Water Main Replacement Reserve		$ 250,000	$ 250,000	$ 250,000	$ 250,000			Reserve to allow needed water main replacement
Leak Survey		$ 5,500						3 year contract with Westrum Leak Detection
Radio Lease (Year 4 of 5)		$ 7,227						
Back Hoe Replacment	15				$ 140,000			
Replace Dump Truck	20		$ 130,000					
TOTAL		**$ 472,227**	**$ 380,000**	**$ 250,000**	**$ 390,000**	**$ -**	**$ -**	
ENDING BALANCE		**$ -**	**$ -**	**$ -**	**$ -**	**$ -**		

Meter Reading DEPARTMENT/DESCRIPTION	Anticipated Useful Life (in Years)	2022-23 Fiscal Year	2023-24 Fiscal Year	2024-25 Fiscal Year	2025-26 Fiscal Year	2026-27 Fiscal Year	Future Projects	Comments
BALANCE BROUGHT FORWARD								
REVENUE SOURCES								
Water Revenues		$ 12,000	$ 35,000	$ -	$ -	$ -	$ -	
TOTAL REVENUE SOURCES		**$ 12,000**	**$ 35,000**	**$ -**	**$ -**	**$ -**		
EXPENDITURES								
Hydroverse Meter at Baxter Tower		$ 12,000						Needed for DTM
1/2 Ton Truck	15		$ 35,000					Replacement Schedule for service truck
TOTAL		**$ 12,000**	**$ 35,000**	**$ -**	**$ -**	**$ -**	**$ -**	
ENDING BALANCE		**$ -**	**$ -**	**$ -**	**$ -**	**$ -**		

Filtration DEPARTMENT/DESCRIPTION	Anticipated Useful Life (in Years)	2022-23 Fiscal Year	2023-24 Fiscal Year	2024-25 Fiscal Year	2025-26 Fiscal Year	2026-27 Fiscal Year	Future Projects	Comments
BALANCE BROUGHT FORWARD								
REVENUE SOURCES								
Water Revenues		$ 76,500	$ 55,000	$ 8,000	$ 38,000	$ 35,000	$ -	
TOTAL REVENUE SOURCES		**$ 76,500**	**$ 55,000**	**$ 8,000**	**$ 38,000**	**$ 35,000**		
EXPENDITURES								
Zero turn mower								
Chlorine residual analyzer			$ 8,000		$ 10,000			
Raw/finish water turbidimeters			$ 7,000					Total of 2 (1 finish, 1 raw)
Filter turbidimeters		$ 11,500	$ 8,000	$ 8,000	$ 8,000	$ 8,000		Total of 4, replace 1 each year
Flow meters		$ 15,000	$ 12,000			$ 12,000		Total of 2 (1 finish, 1 raw)
Crowder pump station high service pump			$ 20,000		$ 20,000	$ 15,000		Total of 3 (2 large, 1 small)
Streaming Current Monitor		$ 50,000						
TOTAL		**$ 76,500**	**$ 55,000**	**$ 8,000**	**$ 38,000**	**$ 35,000**	**$ -**	
ENDING BALANCE		**$ -**	**$ -**	**$ -**	**$ -**	**$ -**		

Wastewater DEPARTMENT/DESCRIPTION	Anticipated Useful Life (in Years)	2022-23 Fiscal Year	2023-24 Fiscal Year	2024-25 Fiscal Year	2025-26 Fiscal Year	2026-27 Fiscal Year	Future Projects	Comments
BALANCE BROUGHT FORWARD								
REVENUE SOURCES								
Wastewater Revenues		$ 228,021	$ 441,021	$ 295,021	$ 306,021	$ 241,021	$ -	
Wastewater Improvement Reserve								
TOTAL REVENUE SOURCES		**$ 228,021**	**$ 441,021**	**$ 295,021**	**$ 306,021**	**$ 241,021**		
EXPENDITURES								
WW service truck	5		$ 50,000		$ 65,000			Two service trucks (one 3/4 ton w/service bed, one 1 ton w/service bed and auto crane)
WW plant truck	5	$ 45,000		$ 40,000				
WW sludge truck	5			$ 14,000				10 wheel tanker (replace 2000 Peterbilt tanker)
Mobile sewer camera	5	$ 50,000	$ 150,000					Replace current 2006 model sewer camera inspection equipment
Timber Ridge Estates								
Influent pump replace/rebuild								
Lift station repairs/upgrades								
Rebuild Clarifier								
Replace influent pump variable frequency drives								
Replace pump & mounting at Buffalo lift station								
HVAC upgrade								
Transfer to Wastewater Replacement Reserve		$ 91,021	$ 91,021	$ 91,021	$ 91,021	$ 91,021		
Slip Lining Reserve		$ 42,000	$ 150,000	$ 150,000	$ 150,000	$ 150,000		2022-23 adjusted for additional slip lining repairs 2021-22
TOTAL		**$ 228,021**	**$ 441,021**	**$ 295,021**	**$ 306,021**	**$ 241,021**	**$ -**	
ENDING BALANCE		**$ -**	**$ -**	**$ -**	**$ -**	**$ -**		

City of Neosho, Missouri

Proposed
Annual Operating Budget

October 1, 2022 – September 30, 2023

October 1, 2022

AN ORDINANCE OF THE CITY OF NEOSHO, MISSOURI, APPROVING AND ADOPTING THE 2022-2023 FISCAL YEAR BUDGET IN THE AMOUNT OF $54,649,339 IN REVENUES AND OTHER SOURCES, $59,946,353 IN EXPENDITURES AND OTHER USES IN ACCORDANCE WITH THE 2022-2023 FISCAL YEAR BUDGET; PROVIDING FOR ADJUSTMENTS THERETO; AND FIXING THE EFFECTIVE DATE THEREOF.

BE IT ORDAINED BY THE COUNCIL OF THE CITY OF NEOSHO, MISSOURI, AS FOLLOWS:

Section 1: The Annual Budget of the City of Neosho, Missouri, for the fiscal year commencing October 1, 2022, and ending September 30, 2023, as submitted by the City Manager and incorporated herein by reference, as if fully set out in this ordinance, is hereby approved and adopted.

Section 2: The salary schedule, as provided for within the 2022-2023 Fiscal Year Budget, shall become effective as stated in said budget.

Section 3: The City Manager is hereby authorized to expend the funds as set forth in said budget document. Receipts and disbursements shall be within the limits therein described and adopted by reference and shall be made in accordance with applicable laws and ordinances.

Section 4: All other ordinances and parts of ordinances in conflict herewith are repealed.

Section 5: This ordinance shall be in full force and effect October 1, 2022.

APPROVED after final passage this 20th day of September, 2022.

ATTEST: **CITY OF NEOSHO, CITY COUNCIL**

_____ _____

City Clerk **Mayor**

APPROVED:

_____

City Attorney

City of Neosho
203 E. Main St.
Neosho, MO 64850
(417) 451-8050 phone
(417) 451-8065 fax
www.neoshomo.org

September 6, 2022

Citizens of the City
Honorable Mayor and Members of the Neosho City Council
City of Neosho
Neosho, Missouri

In fulfillment of Article V of the Neosho City Charter, I am submitting for your consideration and approval the proposed budget for the fiscal year ending September 30, 2023.

The table below provides the following information on our balanced budget for the General Government Funds and Enterprise Funds: Proposed Revenues & Expenditures, Proposed Other Sources, and Proposed Other Uses. Also displayed is a comparison to the prior two years of original adopted budgets.

	Projected Fund Balance	Total Revenues and Other Sources	Total Expenditures and Other Uses	Projected Ending Fund Balance	% of Total	Change Amount	Change %
Government Funds	$ 14,942,831.13	$ 37,443,490.00	$ 38,941,648.00	$ 13,444,673.13	0.70	$ (1,498,158.00)	-0.10
Internal Service Funds	$ 45,770.17	$ 1,017,607.00	$ 1,017,506.00	$ 45,871.17	0.00	$ 101.00	0.00
Enterprise Funds	$ 6,895,943.40	$ 18,928,365.00	$ 20,049,620.00	$ 5,774,688.40	0.30	$ (1,121,255.00)	-0.16
Total	$ 21,884,544.69	$ 57,389,462.00	$ 60,008,774.00	$ 19,265,232.69	1.00	$ (2,619,312.00)	-0.26

	FY2021 Adopted Budget	FY2022 Adopted Budget	FY2022 Proposed
Government Funds	15,870,565.00	24,963,740.00	24,976,583.00
Internal Service Fund	1,006,110.00	1,003,925.00	1,003,925.00
Enterprise Funds	7,115,186.00	7,564,831.00	7,539,900.00
Total	**23,991,861.00**	**33,532,496.00**	**32,620,408.00**

The City's expenditures and Other Uses have increased for the Fiscal 2023 year. This is in large part due to the addition of the use of American Rescue Plan Act "ARPA" funds for drinking water, wastewater and stormwater, and the continuation of the Department of Economic Development "DED" funds for Stratford Place and Freeman Road. The proposed water project will consist of replacement of water lines which are at the end of their service life, and will include replacement of gate valves, fire hydrants, service connections, appurtenances, and installation of two pressure reducing valves in an effort to reduce the City's water loss. The proposed wastewater project is the rehabilitation of the Buffalo Creek Lift Station to mitigate the infiltration and inflow of stormwater into the sewer system. Many of the properties and roadways become easily flooded during moderate rainfall events and for extended time periods after rainfall events. The proposed projects will consist of the installation of a stormwater system of inlets and piping to promote drainage of the existing area and intercept stormwater generated from the south for the Stratford Place and Freeman Road project. Construction of a new drainage ditch to mitigate flooding from Hatchery Branch and the High School Branch.

The City has seen an overall increase of 10.70% from FY21 in sales tax revenues received as of August 2022. Current inflation is a large part of the increase, we have budgeted sales tax revenues for the 2022/2023 fiscal year with a 3% increase over the budgeted sales tax revenues from the 2020/2021 fiscal year. While we have growth in the community the increase was unexpected. Staff feels a conservative approach is best at this time due to the uncertainties and volatility of the economy.

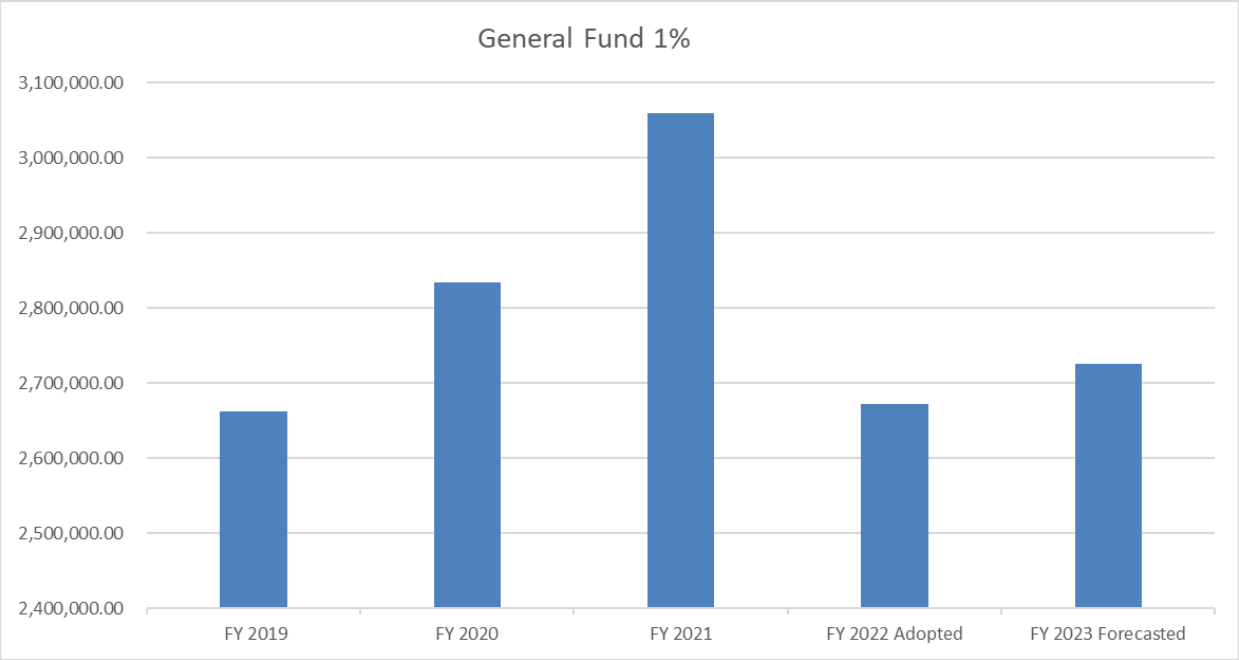

It is only through the dedication and commitment of our employees that our City operates efficiently. We have budgeted for a 5% COLA increase across the board for FY2023. It is no small feat to protect, provide, and maintain a safe and functioning City for our citizens. Our Staff is to be commended to for the results of their service to the Citizens of Neosho.

With overall expenses increasing at a higher rate than revenues, the staff must make decisions to ensure the ongoing success of the City. The City has managed expenditures in recent years with a strong focus on lean and efficient operations and competitive third-party contracts. During the FY2023 year, the City plans to continue a course of action intended to improve revenues across the board to ensure continuation of important services, while continuing to practice approved bidding and purchasing procedures to find the best value for the taxpayer's dollar.

We have focused on building stronger relationships with our partners in education, business, economic development, and our community in general. Great strides have been achieved as we strive to help Neosho grow at a pace that complements our infrastructure and encourages new construction, new developments, and new citizens. The City has partnered with the Neosho Area Chamber of Commerce in the promoting and beautification of the City and we will continue into Fiscal Year 2023 in the same direction and collaborative spirit.

Water loss remains a top priority for the City's Utilities Departments. Public Works will continue to examine the City's water lines to target the cause of our high-water loss. In FY2022, magnetic field meters were installed to isolate areas for the determination of the largest need for main repair or replacement. Public Works has identified the downtown upper-pressure zone to have the largest amount of water loss. The staff has also budgeted for a professional water rate study to be conducted in 2023. We will need to review revenues and expenditures each year and adjust our fees accordingly. This will allow for continuous infrastructure improvements for water and sewer lines as well as to the Wastewater and Filtration plants in the future.

The debts of the City continue to receive careful oversight by the Staff. Our responsibility as a City is to ensure that we service these debts accordingly. The City's debts have all been refinanced during the last seven years to take advantage of better interest rates without extending the terms of the debt. The City has a Standard & Poor's rating of 'A', which is equivalent to an A+ rating if we were to issue General Obligation debt. Receiving Standard & Poor's 'A' rating demonstrates the priority we have placed on reducing our debts and honoring our ethical obligation to make these annual payments. The City continues to maintain strong reserves. Future debt is being considered. The debt will be used for the construction of a Public Safety Center. Funds to repay this debt will be from the Public Safety tax passed in June 2020.

Issuance	Fund	FY2023 Principal Payments	9/30/2023 Ending Balance	Final Payment
2009	Wastewater	292,600.00	2,136,900.00	7/1/2030
2011	Water	478,000.00	4,928,000.00	1/1/2033
2012	TIF/Street	30,000.00	-	5/1/2023
2021	Street/Bridge	209,950.00	897,606.95	5/1/2027
2021	Senior Center	49,010.00	159,478.61	5/1/2027
2021	Auditorium	196,040.00	637,914.44	5/1/2027
2016	Golf Course	190,000.00	1,845,000.00	5/1/2031
	Total	1,445,600.00	10,604,900.00	

As we look to the future, both short term and long term, we must recognize those needs that benefit the majority of our Citizens. We will continue to utilize the five-year street plan that provides sealing and repaving for City streets each year. By using our GIS system, we have developed a plan that outlines the roads with the highest priority and a yearly projection for crack seal, slurry seal and overlay.

The City's overall financial position will continue to be monitored daily to ensure accountability and compliance. The City maintains a 60-day reserve in some funds, which is recommended by our independent auditors. For most of the funds, the City goes beyond the recommended 60 day and has kept a 90-day reserve in recent years. Fiscal Year 2023 a 90-day reserve in the General Fund projected expenditures and other financing is calculated to be $1,166,850.97. The projected unrestricted ending General Fund balance is expected to be $4,950,064.19 and is the equivalent of 419 days of reserves. As a result of, the increased sales tax revenues and careful examination of our expenditures the General Fund balance is forecasted to remain in a healthy position after the FY2022 year. The passage of the ½ of 1% Public Safety tax will be funding equipment purchases for our Police and Fire Department in FY 2023, therefore the salary increases will be transferred to the General Fund for this year. The City Staff is taking advantage of these extra funds to repair and replace some of the City's buildings and repair some areas that have been neglected in the past.

There are always fiscal challenges for a City in any economic atmosphere. We see revenues from the 1% sales tax experiencing very slow growth in prior years. With uncertainties of the current inflation and economy, it is extremely important to focus on our fiscal responsibilities. Unfortunately, the cost of utilities, insurance, wages, etc. each year, grow at a higher rate than the revenues. Staff must be diligent in keeping costs down and operating their departments as efficiently as possible through proper bidding procedures and careful consideration of departmental needs. Revenues must also be examined and monitored daily. We must find other sources of revenue to offset the continuous increase of operating expenses. Whether it be the passage of a Use Tax in the future, raising Property Taxes, or utilizing Grants to offset our expenses, we need to engage our community in these discussions. Each of these options must be carefully explored and considered. It is necessary to have careful and concise planning to fulfill obligations to both debtors and the citizens.

Respectfully,

David Kennedy
City Manager

TABLE OF CONTENTS

Budget Letter
Bill
Budget Summary
Personnel History
Department Summaries -

Government Funds	Page
General Administration and Non-Dept	1
City Clerk	6
Communications and Events	9
Development Services	12
Recycle Center	15
Police	18
Municipal Court	24
Information Technology	27
Fleet Maintenance	30
Emergency Management	33
Human Resources	36
Airport	39
Public Safety Tax	42
I.O.O.F. Cemetery	45
Fire Sales Tax	48
Drainage Sales Tax	52
Senior Center Sales Tax	55
Parks Sales Tax	58
Park Recreation	61
Auditorium Sales Tax	63
Capital Improvement Sales Tax/Purchases	66
Hotel/Motel Tax	68
Tax Incremental Financing	70
Golf Course	71
Abbott Brothers Trust	74
Morse Park Trust	77
Street Sales Tax	80
Street/Bridge Sales Tax	83
Police Donations	86
Debt Service Funds	
Certificates of Participation, Series 2012A & 2012B	92
Special Obligation Bond Series 2013	93
Certificates of Participation, Series 2014A&B	94
Certificates of Participation, Series 2016A & 2016B	95
Special Obligation Bond Series 2021 (Refinance 2013 & 2	96
Proprietary Funds	
Employee Health Insurance	97
Water Administration	100
Distribution & Maintenance	103
Meter Replacement	106
Filtration	109
Wastewater	112
TIF Debt	115
Water/Wastewater Debt	116

Transfers

Debt Summary
Debt Schedules

Capital Improvement Plan

City of Neosho
Forecasted Revenues

Fund/Department	TX Taxes	IR Intergovernmental	LP Licenses & Permits	CH Charges for Services	FF Fines & Forfeitures	MS Miscellaneous	OS Other Sources			Total
General Fund										
General Admin	3,906,836.00	1,216,162.00	33,200.00	-	-	8,500.00	2,831.00			5,167,529.00
City Clerk	-	-	-	-	-	-	-			-
Communication & Events	-	-	-	22,200.00	-	-	30,000.00			52,200.00
Development Services	-	-	93,400.00	-	-	-	-			93,400.00
Recycle Center	-	68,833.00	-	25,400.00	-	-	-			94,233.00
Police Department	85,000.00	2,160.00	500.00	127,711.00	252,400.00	119,581.00	314,170.00			901,522.00
Municipal Court	-	-	-	-	17,200.00	-	-			17,200.00
Information Technology	-	-	-	-	-	-	-			-
Fleet Maintenance	-	-	-	-	-	-	-			-
Emergency Management	-	-	-	-	-	-	18,696.00			18,696.00
Human Resources	-	-	-	-	-	-	-			-
Airport	-	120,000.00	-	247,320.00	-	30,000.00	5,660.00			402,980.00
Public Safety Tax	1,376,668.00	-	-	-	-	500.00	-			1,377,168.00
IOOF Cemetery	-	-	-	48,000.00	-	3,500.00	-			51,500.00
Subtotal	5,368,504.00	1,407,155.00	127,100.00	470,631.00	269,600.00	162,081.00	371,357.00			8,176,428.00
Police Grants Fund	-	14,200.00	-	-	-	-	4,200.00			18,400.00
Fire Department Fund	659,337.00	145,864.00	-	-	-	-	1,622,544.00			2,427,745.00
Drainage Department Fund	395,600.00	7,500,000.00	-	-	-	14,500.00	794,711.00			8,704,811.00
Parks Department Fund	593,400.00	89,172.00	-	8,000.00	-	5,900.00	510,500.00			1,206,972.00
Streets Department Fund	1,143,885.00	339,025.00	-	-	-	4,000.00	-			1,486,910.00
SHOP with a Hero Fund	-	-	-	-	-	15,510.00	-			15,510.00
D.A.R.E. Fund	-	-	-	-	-	-	-			-
Golf Course Fund	-	-	-	397,795.00	-	1,700.00	604,341.99			1,003,836.99
Hotel/Motel Fund	94,373.00	-	-	-	-	950.00	-			95,323.00
TIF Fund	-	-	-	-	-	-	-			-
Abbott Brothers BSP Fund	-	-	-	1,000.00	-	50.00	-			1,050.00
Morse Park Fund	-	-	-	-	-	13.00	-			13.00
Auditorium Fund	13,000.00	494,499.00	-	-	-	18,000.00	-			525,499.00
Senior Center Fund	164,834.00	-	-	-	-	400.00	40,000.00			205,234.00
Capital Improvement Fund	326,412.00	-	-	-	-	1,200.00	12,081,233.00			12,408,845.00
Street Bridge Fund	329,613.00	-	-	-	-	-	-			329,613.00
Subtotal	3,720,454.00	8,582,760.00	-	406,795.00	-	62,223.00	15,657,529.99	-	-	28,429,761.99
2012A Series	-	-	-	-	-	500.00	2,453.00			2,953.00
2016 Series	-	-	-	-	-	-	251,950.00			251,950.00
2021 Series	-	-	-	-	-	-	500,501.00			500,501.00
Subtotal	-	-	-	-	-	500.00	754,904.00	-	-	755,404.00
Total Government Funds	9,088,958.00	9,989,915.00	127,100.00	877,426.00	269,600.00	224,804.00	16,783,791.00	-	-	37,361,594.00
	Taxes	Intergovernmental	Licenses & Permits	Charges for Services	Fines & Forfeitures	Miscellaneous	Other Sources	-	-	
Proprietary Funds										
Internal Service Fun	-	-	-	-	-	1,017,607.00	-			1,017,607.00
Subtotal	-	-	-	-	-	1,017,607.00	-	-	- -	1,017,607.00
Enterprise Fund										
Water Admin	-	-	-	2,911,360.00	-	26,000.00	-			2,937,360.00
Distribution & Maintenance	-	5,000,000.00	-	-	-	20,000.00	250,000.00			5,270,000.00
Meter Replacement	-	-	-	188,000.00	-	-	202,790.00			390,790.00
Filtration	-	193,012.00	-	-	-	-	-			193,012.00
Wastewater	-	5,000,000.00	-	2,204,000.00	-	-	241,021.00			7,445,021.00
TIF Debt (2012 Series)	-	33,953.00	-	-	-	-	-			33,953.00
Water/Wastewater Debt	-	-	-	-	-	-	-			-
Subtotal	-	10,226,965.00	-	5,303,360.00	-	46,000.00	693,811.00	-	-	18,305,350.00
Total Proprietary & Enterprise Funds	-	10,226,965.00	-	5,303,360.00	-	1,063,607.00	693,811.00	-	-	19,322,957.00
All Funds Total Revenues	9,088,958.00	20,216,880.00	127,100.00	6,180,786.00	269,600.00	1,288,411.00	17,477,602.00	-	-	54,649,337.00

City of Neosho
FY2022 Budgeted Expenditures

Fund/Department	PR Payroll	SP Supplies	MC Maintenance	SV Services	UT Utilities	OT Other Expenses	CIP Capital	OU Other Uses	DS Debt	Total
General Fund										
General Admin	333,196.00	20,213.00	5,500.00	127,497.00	41,518.00	500.00	540,000.00	2,050,691.00	-	3,119,115.00
City Clerk	80,651.00	920.00	-	17,880.00	-	17,609.00	-	15,000.00	-	132,060.00
Communications & Events	-	-	-	-	-	52,200.00	-	-	-	52,200.00
Development Services	184,883.00	2,754.00	1,500.00	145,544.00	-	3,500.00	-	-	-	338,181.00
Recycle Center	129,088.00	3,300.00	2,997.00	6,284.00	7,817.00	1,600.00	115,500.00	-	-	266,586.00
Police Department	2,129,766.00	26,250.00	30,000.00	98,017.00	26,897.00	91,861.00	369,505.00	4,200.00	-	2,776,496.00
Municipal Court	146,044.00	2,600.00	1,000.00	4,000.00	1,200.00	1,454.00	-	-	-	156,298.00
Information Technology	46,927.00	260.00	-	48,410.00	-	980.00	-	-	-	96,577.00
Fleet Maintenance	-	2,000.00	-	-	-	6,000.00	-	-	-	8,000.00
Emergency Management	-	-	-	15,624.00	3,072.00	-	-	-	-	18,696.00
Human Resources	81,475.00	5,400.00	-	3,735.00	-	2,000.00	-	-	-	92,610.00
Airport	87,681.00	4,700.00	19,200.00	26,498.00	17,966.00	131,615.00	-	400,000.00	-	687,660.00
Public Safety Tax	-	-	-	-	-	-	-	665,619.00	-	665,619.00
IOOF Cemetery	-	500.00	15,700.00	109,430.00	543.00	400.00	-	81,000.00	-	207,573.00
Subtotal	3,219,711.00	68,897.00	75,897.00	602,919.00	99,013.00	309,719.00	1,025,005.00	3,216,510.00	-	8,617,671.00
Police Grants Fund	8,400.00	10,000.00	-	-	-	-	-	-	-	18,400.00
Fire Department Fund	1,808,579.00	9,300.00	29,600.00	80,487.00	26,000.00	62,117.00	411,662.00	-	-	2,427,745.00
Drainage Department Fund	132,923.00	-	35,000.00	14,650.00	-	7,500.00	8,983,743.00	-	-	9,173,816.00
Parks Department Fund	331,566.00	23,000.00	58,500.00	66,287.00	28,359.00	36,244.00	578,900.00	61,992.00	-	1,184,848.00
Streets Department Fund	490,077.00	103,500.00	60,000.00	476,158.00	170,602.00	48,255.00	522,852.00	5,660.00	2,453.00	1,879,557.00
SHOP with a Hero Fund	-	-	-	-	-	15,500.00	-	-	-	15,500.00
D.A.R.E. Fund	-	-	-	-	-	-	-	-	-	-
Golf Course Fund	314,193.00	61,000.00	74,500.00	36,828.00	21,932.00	77,954.00	272,610.00	-	251,950.00	1,110,967.00
Hotel/Motel Fund	-	-	-	-	-	101,898.00	-	32,831.00	-	134,729.00
TIF Fund	-	-	-	-	-	-	-	-	-	-
Abbott Brothers BSP Fund	-	-	-	200.00	-	158.00	-	-	-	358.00
Morse Park Fund	-	-	-	-	-	-	-	-	-	-
Auditorium Fund	39,149.00	3,500.00	41,000.00	29,604.00	57,989.00	-	331,500.00	-	213,719.00	716,461.00
Senior Center Fund	8,242.00	1,000.00	12,500.00	11,461.00	27,603.00	3,500.00	-	190,000.00	53,680.00	307,986.00
Capital Improvement Fund	-	-	-	-	-	-	12,081,233.00	251,950.00	-	12,333,183.00
Street Bridge Fund	-	-	-	-	-	-	-	-	233,102.00	233,102.00
Subtotal	3,133,129.00	211,300.00	311,100.00	715,675.00	332,484.99	353,126.00	23,182,499.99	542,433.00	754,904.00	29,536,651.99
2012A Series	-	-	-	-	-	-	-	-	2,453.00	2,453.00
2016 Series	-	-	-	-	-	-	-	-	251,950.00	251,950.00
2021 Series	-	-	-	-	-	-	-	-	500,501.00	500,501.00
Subtotal	-	-	-	-	-	-	-	-	754,904.00	754,904.00
Total Government Funds	6,352,840.00	280,197.00	386,997.00	1,318,594.00	431,497.99	662,845.00	24,207,504.99	3,758,943.01	1,509,808.01	38,909,227.00
	Payroll	Supplies	Maintenance	Services	Utilities	Other Expenses	Capital	Other Uses	Debt	
Proprietary Funds										
Internal Service Fun	-	-	-	-	-	1,017,506.00	-	-	-	1,017,506.00
Subtotal	-	-	-	-	-	1,017,506.00	-	-	- -	1,017,506.00
Enterprise Fund										
Water Admin	408,310.00	55,840.00	1,000.00	656,063.00	4,800.00	2,916.00	-	-	-	1,128,929.00
Distribution & Maintenance	552,281.00	4,000.00	234,000.00	47,648.00	13,473.00	263,954.00	6,561,341.00	250,000.00	-	7,926,697.00
Meter Replacement	172,330.00	56,500.00	25,000.00	-	-	9,146.00	12,000.00	202,790.00	-	477,766.00
Filtration	-	200.00	38,000.00	260,915.00	345,626.00	1,300.00	721,763.00	-	-	1,367,804.00
Wastewater	-	500.00	113,000.00	1,089,271.00	263,070.00	624,896.00	6,598,114.00	241,021.00	-	8,929,872.00
TIF Debt (2012 Series)	-	-	-	-	-	-	-	-	33,953.00	33,953.00
Water/Wastewater Debt	-	-	-	-	-	-	-	-	154,599.00	154,599.00
Subtotal	1,132,921.00	117,040.00	411,000.00	2,053,897.00	626,969.00	902,212.00	13,893,218.00	693,811.00	188,552.00	20,019,620.00
Total Proprietary & Enterprise Funds	1,132,921.00	117,040.00	411,000.00	2,053,897.00	626,969.00	1,919,718.00	13,893,218.00	693,811.00	188,552.00	21,037,126.00
All Funds Total Expenditures	7,485,761.00	397,237.00	797,997.00	3,372,491.00	1,058,467.00	2,582,563.00	38,100,722.99	4,452,754.01	1,698,360.00	59,946,353.00

	Projected Fund Balance	Total Revenues and Other Sources	Total Expenditures and Other Uses	Projected Ending Fund Balance	% of Total	Change Amount	Change %
Government Funds	$ 14,942,831.13	$ 37,443,488.00	38,941,648.00	13,444,671.13	0.70	(1,498,160.00)	(0.10)
Internal Service Funds	$ 45,770.17	$ 1,017,607.00	1,017,506.00	45,871.17	0.00	101.00	0.00
Enterprise Funds	$ 6,895,943.40	$ 18,928,365.00	20,049,620.00	5,774,688.40	0.30	(1,121,255.00)	(0.16)
Total	$ 21,884,544.69	$ 57,389,460.00	$ 60,008,774.00	$ 19,265,230.69	1	$ (2,619,314.00)	-0.26
		$ -					

Budget Summary

Beginning Fund Balance	**21,884,544.69**
Total Taxes	9,088,958.00
Total User Charges and Fees	6,450,386.00
Total Licenses and Permits	127,100.00
Total Other Revenues	21,505,291.00
Total Other Sources	17,477,602.00
Total Revenues and Other Sources	**54,649,337.00**
Total Payroll and Related Expenses	7,485,761.00
Total Operating and Maintenance	8,208,755.00
Total Capital Outlay	38,100,722.99
Total Debt Service	1,698,360.00
Total Other Uses	4,452,754.01
Total Expenses and Other Uses	**59,946,353.00**
Total Revenues Over(Under)Expenses	(5,297,016.00)
Ending Fund Balance	**16,587,528.69**

City of Neosho
FY2023
Summary By Department

Fund	Department	FY2023 Estimated Beginning Fund Balance	Budgeted Revenues	Budgeted Expenditures	Budgeted Other Sources	Budgeted Other Uses		Budgeted Change In Fund Balance		FY2023 Estimated Ending Fund Balance
General Fund	110-Admin	$ 5,924,322.94	$ 5,164,698.00	$ 818,424.00	$ 2,831.00	$ 2,300,691.00		$ 2,048,414.00		$ 4,836,003.95
	111-Clerk		$ -	$ 117,060.00	$ -	$ 15,000.00		$ (132,060.00)		
	113-Events		$ 22,200.00	$ 52,200.00	$ 30,000.00	$ -		$ -		
	114-Lampo		$ -	$ -	$ -	$ -		$ -		
	115-Development		$ 175,294.00	$ 338,181.00	$ -	$ -		$ (162,887.00)		
	118-Recycle Center		$ 94,233.00	$ 152,586.00	$ -	$ 114,000.00		$ (172,353.00)		
	120-Police		$ 587,352.00	$ 2,458,244.00	$ 314,170.00	$ 318,252.00		$ (1,874,974.00)		
	125-Municipal Court		$ 17,200.00	$ 159,898.00	$ -	$ -		$ (142,698.00)		
	141-IT		$ -	$ 96,577.00	$ -	$ -		$ (96,577.00)		
	143-Fleet Mtce		$ -	$ 8,000.00	$ -	$ -		$ (8,000.00)		
	144-Emergency Mgmt		$ -	$ 18,696.00	$ 18,696.00	$ -		$ -		
	145-HR		$ -	$ 92,610.00	$ -	$ -		$ (92,610.00)		
	160-Airport		$ 397,320.00	$ 287,660.00	$ 5,660.00	$ 400,000.00		$ (284,680.00)		
	199-Public Safety	(228,592.00)	$ 1,377,168.00	$ -	$ -	$ 665,619.00		$ 711,549.00		$ 482,957.00
	204-Cemetery		$ 51,500.00	$ 140,394.00	$ -	$ 81,000.00		$ (169,894.00)		
Fire Department	130- Fire	$ 840,585.33	$ 805,201.00	$ 2,063,978.00	$ 1,622,544.00	$ 363,767.00		$ -		840,585.33
Drainage Sales Tax	170-Drainage	$ 1,116,073.31	$ 7,910,100.00	$ 192,702.00	$ 794,711.00	$ 8,981,114.00		$ (469,005.00)		$ 647,068.31
Senior Center	175 Senior Center	$ 258,916.09	$ 165,234.00	$ 64,306.00	$ 40,000.00	$ 243,680.00		$ (102,752.00)		$ 156,164.09
Parks and Recreation	180-Parks & Recreation	$ 118,466.79	$ 696,472.00	$ 558,956.00	$ 510,500.00	$ 640,892.00		$ 7,124.00		$ 125,590.79
Auditorium/Lampo	195-Auditorium	$ 835,303.29	$ 525,499.00	$ 171,242.00	$ -	$ 545,219.00		$ (190,962.00)		$ 644,341.29
Capital Improvement	300-Capital Improvement	$ 235,599.93	$ 327,612.00	$ 12,081,233.00	$ 12,081,233.00	$ 251,950.00		$ 75,662.00		$ 311,261.93
Hotel/Motel	310-Hotel/Motel	$ 332,669.51	$ 95,323.00	$ 101,898.00	$ -	$ 32,831.00		$ (39,406.00)		$ 293,263.51
TIF	360-TIF	$ (1,178,748.57)	$ -	$ -	$ -	$ -		$ -		$ (1,178,748.57)
Golf Course	450- Golf Course	$ 261,941.83	$ 399,495.00	$ 614,617.00	$ 604,341.99	$ 496,350.00		$ (107,130.01)		$ 154,811.82
Abbott Brothers Trust	700-Abbott Brothers Trust	$ 39,245.87	$ 1,050.00	$ 358.00	$ -	$ -		$ 692.00		$ 39,937.87
Morse Park Trust	710- Morse Park Trust	$ 3,653.21	$ 13.00	$ -	$ -	$ -		$ 13.00		$ 3,666.21
Street Sales Tax	800-Street Department	$ 1,769,416.50	$ 1,486,910.00	$ 1,613,944.00	$ -	$ 265,613.00		$ (392,647.00)		$ 1,376,769.50
Street /Bridge	900-Street Bridge	$ 760,855.10	$ 329,613.00	$ -	$ -	$ 233,102.00		$ 96,511.00		$ 857,366.10
Police Grants	120- Police Grants	$ 180,643.42	$ 14,200.00	$ 18,400.00	$ 4,200.00	$ -		$ -		$ 180,643.42
Police Donations	124-Police Donation	$ 1,464.64	$ 15,510.00	$ 15,500.00	$ -	$ -		$ 10.00		$ 1,474.64
D.A.R.E Program	126-D.A.R.E.	$ 540.65	$ -	$ -	$ -	$ -		$ -		$ 540.65
Series 2012	212-2012 Series	$ 4,189.31	$ 500.00	$ 2,453.00	$ 2,453.00	$ -		$ 500.00		$ 4,689.31
Series 2013	213-2013 Series	$ -	$ -	$ -	$ -	$ -		$ -		$ -
Series 2014	214-2014 Series	$ -	$ -	$ -	$ -	$ -		$ -		$ -
Series 2016	216-2016 Series	$ 402,861.73	$ -	$ 251,950.00	$ 251,950.00	$ -		$ -		$ 402,861.73
Series 2021	221-2021 Series	$ 3,263,422.27	$ -	$ 500,501.00	$ 500,501.00	$ -		$ -		$ 3,263,422.27
Employee Health Insurance	290-Employee Health Insurar	$ 45,770.17	$ 1,017,607.00	$ 1,017,506.00	$ -	$ -		$ 101.00		$ 45,871.17
Water/Wastewater	500-Water Wastewater	$ 6,895,943.40	$ 15,576,325.00	$ 19,324,834.00	$ 3,352,040.00	$ 724,786.00		$ (1,121,255.00)		$ 5,774,688.40
								$ -		$ -
Totals		$ 21,884,544.69	$ 37,253,629.00	$ 43,334,907.99	$ 20,135,831.00	$ 16,673,866.00	$ -	$ (2,619,314.00)		$ 19,265,230.69

FTE's Budgeted

	FY2012	FY2013	FY2014	FY2015	FY2016	FY2017	FY2018	FY2019	FY2020	FY2021	FY2022	FY2023
General Admin	4.00	5.00	4.25	4.25	4.25	4.25	4.50	4.50	4.17	5.75	4.67	4.69
City Clerk	1.00	1.00	1.00	1.00	1.00	1.00	1.00	1.00	1.00	1.00	1.00	0.80
Communucations and Events	0.00	0.00	0.00	0.00	0.00	0.00	0.00	0.00	0.00	0.00	0.00	0.00
Lampo	0.00	0.00	0.13	0.13	0.25	0.25	0.25	0.25	0.25	0.00	0.00	0.00
Development Services	3.00	3.00	3.00	3.00	3.00	3.00	3.00	2.00	2.00	3.00	3.00	3.00
Recycle Center	2.00	2.00	2.00	2.00	2.00	2.00	2.00	2.00	2.00	2.00	2.00	3.00
Police	20.00	21.00	22.00	23.00	24.50	25.00	28.00	29.00	29.00	29.00	29.00	29.00
Municipal Court	3.00	3.00	3.00	3.00	3.00	3.00	3.00	3.00	3.00	3.00	3.00	3.00
IT	1.00	1.00	1.00	1.00	1.00	1.00	1.00	1.00	1.00	1.00	1.00	1.00
Fleet Maintenance	1.00	1.00	1.00	1.00	1.00	1.00	1.00	1.00	1.00	0.00	0.00	0.00
HR	2.00	2.00	2.00	2.00	1.00	2.00	2.00	2.00	2.00	1.00	1.00	1.00
Airport	1.00	1.00	1.00	1.00	1.00	1.00	1.00	1.00	1.00	1.00	1.00	1.00
I.O.O.F. Cemetery	-	-	-	-	-	-	-	-	0.00	0.00	0.00	0.00
Fire**	27.00	27.00	27.00	27.00	28.00	28.00	28.00	28.00	27.00	27.00	27.00	27.00
Drainage	2.00	2.00	2.00	2.00	2.00	2.00	2.00	2.00	2.00	2.00	2.00	2.00
Parks	4.00	5.00	4.25	4.25	4.00	5.00	5.00	6.00	7.25	7.50	7.00	7.00
Parks Recreation	0.00	0.00	0.00	0.00	0.00	0.00	0.00	0.00	0.00	0.00	0.00	0.00
Street	6.00	7.00	7.00	7.00	7.00	7.00	7.00	8.00	8.00	8.00	8.00	8.00
Golf Course*	0.00	0.00	3.00	3.00	3.00	3.00	3.00	4.00	4.00	3.00	3.05	4.00
Auditorium	0.00	0.00	0.13	0.13	0.25	0.25	0.25	0.25	0.38	0.38	0.63	0.65
Senior Center	1.00	1.00	1.25	1.25	1.25	1.25	1.25	1.25	0.15	0.15	0.15	0.16
Capital Improvement	0.00	0.00	0.00	0.00	0.00	0.00	0.00	0.00	0.00	0.00	0.00	0.00
Water Admin	7.00	7.00	7.00	7.00	7.00	6.00	5.75	5.75	5.75	5.75	6.50	6.50
Wastewater***	9.00	9.00	9.00	8.00	0.00	0.00	0.00	0.00	1.00	1.00	0.00	0.00
Meter Replacement	3.00	3.00	4.00	4.00	4.00	4.00	4.00	3.00	3.00	3.00	3.00	3.00
D&M	8.00	8.00	7.00	7.00	7.00	7.00	7.00	7.00	8.00	9.00	9.00	9.00
Filtration***	5.00	5.00	4.00	4.00	0.00	0.00	0.00	0.00	0.00	0.00	0.00	0.00
Totals	110	114	116	116	106	107	110	112	113	114	112	114

*City contracted Golf Course Management out until FY14.

**2011 started out with 18 Fire. In May of 2011, the City received the SAFER grant allowing 9 more to be hired.

***In FY16 the City contracted Alliance Water Resources for Wastewater and Filtration

General Admin

David Kennedy
City Manager
d.kennedy@neoshomo.org

This office conducts the overall administration of the City (as prescribed by the Neosho City Charter and Missouri Revised State Statutes), coordinates the activities of the City, and carries out all policies and actions of the the City Council. The Manager informs and advises Council on matters of concern to the City. The Manager coordinates the activities of all departments. Funding sources include a 1% sales tax, property tax, license & permit fees, charges for services, and fines & forfeitures.

Revenue Category	FY2021 Actual	FY2022 Adopted Budget	FY2022 Current YTD Actuals	FY2023 Proposed Budget
Taxes	4,265,532.35	3,833,641.00	3,836,527.22	3,906,836.00
Intergovernmental	8,171.84	11,719.09	11,719.09	1,216,162.00
Licenses & Permits	41,091.43	31,500.00	24,715.47	33,200.00
Charges for Services	-	-	-	-
Fines & Forefeitures	-	-	-	-
Miscellaneous	12,160.85	14,350.00	27,923.79	8,500.00
Other Sources	2,400.00	2,400.00	2,000.00	2,831.00
	-	-	-	-
	0	0	0	0
Total	**4,329,356.47**	**3,893,610.09**	**3,902,885.57**	**5,167,529.00**
	$ (30,027.40)	$ -	$ -	$ -

Expense Category	FY2021 Actual	FY2022 Adopted Budget	FY2022 Current YTD Actuals	FY2023 Proposed Budget
Salaries, Benefits, & Support	298,030.88	320,023.00	256,221.69	333,196.00
Supplies & Materials	13,692.55	40,893.00	31,963.54	20,213.00
Maintenance & Repair	15,169.99	39,625.00	19,670.90	5,500.00
Contractual Services	64,872.44	107,070.00	58,783.26	127,497.00
Utilities	40,346.17	43,980.00	31,621.16	41,518.00
Other Expenses	35,403.88	500.00	292.05	500.00
Capital	14,551.76	19,300.00	19,380.00	540,000.00
Other Uses	1,006,834.00	1,246,652.00	797,870.00	2,050,691.00
Debt Service	0	0	0	0
Total	**1,488,901.67**	**1,818,043.00**	**1,215,802.60**	**3,119,115.00**
	$ -	$ -	$ -	$ -

Highlights - Variances of 10% (FY2022 Projected/FY2023)

Increases:

Prof. Service - Increase $18,500

Insurance and Bonds- Increase of property values 5.84% with additional Increase in property insurance 5.4% with additional 6% increase for FY23 Budget.

Equipment Maintenance- Increase $1,000 based on current cost

Capital- City Hall Roof Replacement $250,000

Decreases:

Staffing Levels	FY2021 Actual	FY2022 Adopted Budget	FY2022 Current Budget	FY2023 Proposed Budget
City Manager	1	1	1	1
City Attorney	1	1	1	1
City Prosecutor	1	1	1	1
Facility Maintenance	1	0	0	0
Administrative Assistance	1.5	1.5	1.5	1.5
License Clerk	0.25	0.25	0	0
Custodian	0.17	0.17	0.17	0.22
DEPARTMENT TOTAL	**5.92**	**4.92**	**4.67**	**4.72**

General Admin

Account	Account Name	FY2021 Actual	FY2022 Budget	As of 7/31/2022 Actual	Estimated FY2022 Actual	Proposed FY2023 Budget
General Admin Revenues						
100-110-4010-110	Property Tax	476,653.54	430,000.00	468,972.58	468,972.58	426,000.00
100-110-4020-110	Financial Institution Tax	265.48	500.00	1,145.26	1,145.26	300.00
100-110-4030-110	1-Cent City Sales Tax	3,059,844.88	2,673,141.00	2,722,993.90	3,267,592.68	2,753,336.00
100-110-4050-110	Cigarette Tax	55,790.12	54,000.00	41,024.88	49,229.86	54,200.00
100-110-4100-110	Occupation Licenses	41,091.43	31,500.00	24,715.47	32,000.00	33,200.00
100-110-4130-110	Franchises	672,978.33	676,000.00	602,390.60	722,868.72	673,000.00
100-110-4201-110	CARES/ARPA	7,669.76	11,719.09	11,719.09	11,719.09	1,216,162.00
100-110-4700-110	Interest Earned-General Fund	10,949.44	6,200.00	16,522.74	19,827.29	8,500.00
100-110-4760-110	Insurance Proceeds	-	8,150.00	8,150.00	9,780.00	-
100-110-4800-110	General Admin Miscellaneous	175.53	-	3,251.05	3,251.05	-
100-110-4820-110	General Admin Sale of Property	1,035.88	-	-	-	-
100-110-4990-110	General Admin Donations	-	-	-	-	-
100-110-4660-110	FEMA Revenues	502.08	-	-	-	-
654-654-4660-654	FEMA DR Flooding Revenue	30,027.40	-	-	-	-
Total General Admin Revenues		**$ 4,356,983.87**	**$ 3,891,210.09**	**$ 3,900,885.57**	**$ 4,586,386.52**	**$ 5,164,698.00**
General Admin Expenditures						
100-110-5010-110	General Admin Salaries	230,497.89	228,762.00	194,460.38	233,352.46	238,204.00
100-110-5020-110	General Admin Overtime	1,218.96	2,000.00	2,033.26	2,439.91	2,000.00
100-110-5040-110	Acting City Mgr Per Diem	3,300.00	4,500.00	-	-	4,500.00
100-110-5070-110	Availability Allowance	-	-	90.00	108.00	-
100-110-5170-110	General Admin Social Security	16,734.73	17,998.00	14,325.65	17,190.78	18,720.00
100-110-5180-110	General Admin Retirement	6,684.92	9,881.00	8,088.85	9,706.62	12,725.00
100-110-5190-110	General Admin Health Insurance	28,071.81	35,272.00	23,173.90	27,808.68	35,423.00
100-110-5210-110	General Admin Workers Comp.	9,621.96	10,305.00	7,074.76	8,489.71	10,719.00
100-110-5260-110	General Admin Prof. Service	34,815.55	76,420.00	32,307.90	38,769.48	93,920.00
100-110-5271-110	Master Bank Acct Fees	618.56	1,000.00	465.80	558.96	1,000.00
100-110-5272-110	Investement Acct. Bank Fees	975.28	1,200.00	890.00	1,068.00	1,200.00
100-110-5290-110	County Collector Fees	17,269.96	17,200.00	17,119.85	17,119.85	17,040.00
100-110-5300-110	General Admin Ins. & Bonds	11,193.09	11,250.00	7,999.71	9,599.65	14,337.00
100-110-5330-110	General Admin Equipment Maint.	16.47	500.00	-	-	1,500.00
100-110-5360-110	General Admin Memb/Train/Trvl	314.25	2,905.00	915.00	1,098.00	2,905.00
100-110-5530-110	General Admin Fuels/Lubricants	145.88	500.00	292.05	350.46	500.00
100-110-5590-110	General Admin Gen. Supplies	12,496.70	18,000.00	9,784.94	11,741.93	18,340.00
100-110-5700-110	General Admin Comp., Software	1,195.85	22,893.00	22,178.60	26,614.32	1,873.00
100-999-5200-112	Unemployment Compensation	1,586.36	8,000.00	6,059.89	7,271.87	8,000.00
100-999-5320-112	City Hall Facility Maintenance	15,153.52	39,125.00	19,670.90	23,605.08	4,000.00
100-999-5790-112	City Hall Capital	-	-	-	-	290,000.00
100-999-6190-112	COVID Expenditures	35,258.00	-	-	-	-
100-999-6300-112	City Hall Electricity	15,012.76	17,000.00	10,088.85	15,012.76	16,121.00
100-999-6310-112	City Hall Heating Fuels	3,017.41	4,000.00	4,307.89	2,800.00	3,197.00
100-999-6350-112	City Hall Phones	22,316.00	22,980.00	17,224.42	20,669.30	22,200.00
100-110-5380-110	Uniforms	-	400.00	-	-	-
Total General Admin Expenditures		**$ 467,515.91**	**$ 552,091.00**	**$ 398,552.60**	**$ 475,375.82**	**$ 818,424.00**
General Admin Other Sources						
100-000-3310-000	Transfer fm Hotel/Motel Admin	2,400.00	2,400.00	2,000.00	2,400.00	2,831.00
Total General Admin Other Sources		**$ 2,400.00**	**$ 2,400.00**	**$ 2,000.00**	**$ 2,400.00**	**$ 2,831.00**
General Admin Other Uses						
100-000-3200-000	Sales Tax to TIF	-	30,209.00	-	30,209.00	-
100-000-3230-000	Transfer to Fire fm General	960,079.00	957,443.00	797,870.00	957,443.00	1,289,791.00
100-000-3240-000	Transfer to GC fm General	46,755.00	95,000.00	-	95,000.00	290,400.00
100-000-3243-000	Transfer to Parks Department	-	164,000.00	-	-	470,500.00
100-000-3285-112	Trns to Capital Improvement	14,551.76	19,300.00	19,380.00	19,300.00	250,000.00
100-000-3203-000	Transfer to Senior Center	-	-	-	-	-
Total General Admin Other Uses		**$ 1,021,385.76**	**$ 1,265,952.00**	**$ 817,250.00**	**$ 1,101,952.00**	**$ 2,300,691.00**
Change in Fund Balance		2,398,542.15	(316,581.16)	1,390,991.93	987,366.79	(376,770.00)
Change in Fund Balance without Public Safety		1,573,264.46	(87,989.16)	987,913.01	1,215,958.79	(1,088,319.00)

General Admin Beginning Fund Balance"October 1"	**$ 2,309,822.00**	**$ 4,708,364.15**	**$ 4,708,364.15**	**$ 4,708,364.15**	**$ 5,695,730.94**
Total General Admin Funding Sources	**$ 10,044,877.31**	**$ 11,590,739.24**	**$ 11,198,467.67**	**$ 12,263,959.47**	**$ 13,954,052.95**
Total General Admin Funding Uses	**$ 5,336,513.16**	**$ 7,198,956.25**	**$ 5,099,111.59**	**$ 6,568,228.53**	**$ 8,635,092.00**
General Admin Beginning Fund Balance"September 30"	**$ 4,708,364.15**	**$ 4,391,782.99**	**$ 6,099,356.08**	**$ 5,695,730.94**	**$ 5,318,960.94**
Public Safety Fund	-	(228,592.00)	403,078.92	(228,592.00)	482,957.00
Total Restricted Funds	-	(228,592.00)	403,078.92	(228,592.00)	482,957.00
Unrestricted Funds	**4,708,364.15**	**4,620,374.99**	**5,696,277.16**	**5,924,322.94**	**4,836,003.95**

90-Day Reserve		$ 1,168,897.81
	Days reserve	409.54

General & Non-Departmental	
Health Insurance Rate	7,552.68
Work Comp Rate	4.38%
Retirement Rate	5.20%

Payroll Detail

FTE	#	FY2022	FY2023 Budgeted	Availability Allowance	Social Security	Retirement	Insurance	Work Comp	Total Salary & Benefits
Kennedy, David	1	95,000.10	$ 99,750.11		7631	5,188.00	7,553.00	4370	**$ 124,492.11**
Paul, Jordan	1	47,840.00	$ 50,232.00		3843	2,613.00		2201	**$ 58,889.00**
Tomlinson, Nancy(.50)	0.5	18,200.00	$ 19,845.00		1519	1,032.00	3,776.50	870	**$ 27,042.50**
Jackson, Mary	1	34,232.64	$ 35,944.27		2750	1,870.00	7,553.00	1575	**$ 49,692.27**
Custodian(.17) TBD	0.19	5,928.00	$ 6,224.40		477	324.00	1,436.00	273	**$ 8,734.40**
Sims, David	1	24,119.68	$ 26,208.00		2005	1,363.00	7,553.00	1148	**$ 38,277.00**
	4.69	225,320.42	238,203.78	-	18,225.00	12,390.00	27,871.50	10,437.00	**$ 307,127.28**

Overtime	2,439.91	2,000.00
ActingCity Mgr Per Diem	-	4,500.00
Total Salaries	227,760.33	244,703.78

General & Non-Departmental Revenues		Department Request Amount	Justification & Supporting Information
100-110-4010-110	Property Tax	426,000.00	5 Year Average Projection
100-110-4020-110	Financial Institution Tax	300.00	
100-110-4030-110	1-Cent City Sales Tax	2,753,336.00	
100-110-4050-110	Cigarette Tax	54,200.00	5 Year Average Projection
100-110-4100-110	Occupation Licenses	33,200.00	5 Year Average Projection
100-110-4130-110	Franchises	673,000.00	
100-110-4201-110	CARES/ARPA	1,216,162.00	2nd tranche of ARPA
100-110-4700-110	Interest Earned-General Fund	8,500.00	Last 2 year Historical Average
100-110-4760-110	Insurance Proceeds		
100-110-4800-110	General Admin Miscellaneous		
100-110-4820-110	General Admin Sale of Property		
100-110-4990-110	General Admin Donations		
100-110-4660-110	FEMA Revenues		
654-654-4660-654	FEMA DR Flooding Revenue		
		5,164,698.00	

General & Non-Departmental Expenditures		Amount	Justification & Supporting Information
100-110-5010-110	General Admin Salaries	238,204.00	
100-110-5020-110	General Admin Overtime	2,000.00	
100-110-5040-110	Acting City Mgr Per Diem	4,500.00	
100-110-5070-110	Availability Allowance	-	
100-110-5170-110	General Admin Social Security	18,720.00	
100-110-5180-110	General Admin Retirement	12,725.00	
100-110-5190-110	General Admin Health Insurance	35,423.00	
100-110-5210-110	General Admin Workers Comp.	10,719.00	
100-110-5260-110	General Admin Prof. Service	93,920.00	Legal $50,000, Audit $15,000, Postage Machine $4100, HSTCC $4000, Stronghold $4000, Advertising $2600, Lexis Nexis $1200, Copier Mtce $1000, Pest Control $600, Chamber Activities $500, Window Cleaning $450, Security monitoring $1000, Fire Inspection $250, AED Mtce, $100, LEI Mtce $100, ACH Fees $20
100-110-5271-110	Master Bank Acct Fees	1,000.00	Current Year Estimate
100-110-5272-110	Investement Acct. Bank Fees	1,200.00	Current Year Estimate
100-110-5290-110	County Collector Fees	17,040.00	4% of receipts
100-110-5300-110	General Admin Ins. & Bonds	14,337.00	Blanket Bond $580, Property & Liability incl 6% increase
100-110-5330-110	General Admin Equipment Maint.	1,500.00	
100-110-5360-110	General Admin Memb/Train/Trvl	2,905.00	Sam's Club $150, Chamber Events $500, CPR Training $200, MO Municipal's attorney membership $55, Attorney Seminar $1000, MCMA Membership MCMA Conference $1000
100-110-5530-110	General Admin Fuels/Lubricants	500.00	
100-110-5590-110	General Admin Gen. Supplies	18,340.00	Copy Paper $2000, Postage $2100, Cleaning & Sanitizing Supplies $1500, Office Supplies $12700, Battery Backup Replacements $40
100-110-5700-110	General Admin Comp., Software	1,873.00	Firewall $195.59,Office 365 $950.10, Cyber software $727.42
100-999-5200-112	Unemployment Compensation	8,000.00	
100-999-5320-112	City Hall Facility Maintenance	4,000.00	Carpet & Flooring Cleaning $4000
100-999-5790-112	City Hall Capital	290,000.00	HVAC replacement 2 units $25,000, Replace City Hall roof 250,000, City Hall Lighting replacement LED $15,000
100-999-6190-112	COVID Expenditures		
100-999-6300-112	City Hall Electricity	16,121.00	7.38% over actual FY21 -due to increase from recent rate case
100-999-6310-112	City Hall Heating Fuels	3,197.00	Spire requested 5.94%-case ongoing
100-999-6350-112	City Hall Phones	22,200.00	Crexendo $7380, Liberty $15600
100-110-5380-110	Uniforms		

818,424.00

General & Non-Departmental Other Sources		Amount	Justification & Supporting Information
100-000-3310-000	Transfer fm Hotel/Motel Admin	2,831.00	

General & Non-Departmental Other Uses		Amount	Justification & Supporting Information
100-000-3200-000	Sales Tax to TIF		
100-000-3230-000	Transfer to Fire fm General	1,289,791.00	
100-000-3240-000	Transfer to GC fm General	290,400.00	
100-000-3243-000	Transfer to Parks Department	470,500.00	Recreation-Pool $40,000, Helicopter Maintenance $15,000, Morse Park Bathrooms x2 $150,000, ADA Upgrade Scenic Park $98,000, Coler Street Parking Lot $35,000, Lime Kiln Restoration $30,000, Bike Trail Cost Share $64,500, Dog Parks Share with Parks $35,000
100-000-3285-112	Trns to Capital Improvement	250,000.00	Roof replacement City Hall $250,000
100-000-3203-000	Transfer to Senior Center		
100-000-NEW-170	Transfer to Drainage	794,711.00	ARPA Grant

City Clerk

Cheyenne Wright
City Clerk
Cwright@neoshomo.org

This office provides administrative support for legislative services, records and information management, public information, and regulatory election services. Duties include preparation of agendas, meeting notices and minutes; maintenance of the City Code; administration of the appointment process to boards and commisions; maintenance and preservation of accurate Council records; oversight of the Records and Information Management Program; dissemination of public information; and the administration of elections. The Clerk handles all City insurance including property, liability, vehicle & airport policies. This involves implementation, renewals, claims processing as well as training, required conferences and ensuring annual audit requirements.

Revenue Category	FY2021 Actual	FY2022 Adopted Budget	FY2022 Current YTD Actuals	FY2023 Proposed Budget
Taxes	-	-	-	-
Intergovernmental	-	-	-	-
Licenses & Permits	-	-	-	-
Charges for Services	57.00	-	74.65	-
Fines & Forefeitures	-	-	-	-
Miscellaneous	-	-	-	-
Other Sources	-	-	-	-
	-	-	-	-
	0	0	0	0
Total	**57.00**	**-**	**74.65**	**-**
	$ -	$ -	$ -	$ -

Expense Category	FY2021 Actual	FY2022 Adopted Budget	FY2022 Current YTD Actuals	FY2023 Proposed Budget
Salaries, Benefits, & Support	67,561.81	86,426.00	68,977.70	80,651.00
Supplies & Materials	608.82	660.00	801.15	920.00
Maintenance & Repair	-	-	-	-
Contractual Services	10,383.89	17,957.64	17,924.36	17,880.00
Utilities	-	-	-	-
Other Expenses	708.76	-	-	17,609.00
Capital	-	-	-	-
Other Uses	-	13,000.00	16,530.00	15,000.00
Debt Service	0	0	0	0
Total	**79,263.28**	**118,043.64**	**104,233.21**	**132,060.00**
	$ -	$ -	$ -	$ -

Highlights - Variances of 10% (FY2022 Projected/FY2023)

Increases:

Memberships/Training/Travel- Increase $3,941 based on current need

General Supplies- Increase $260 based on current need

Capital - Upgrade Council Chamber $15,000

Decreases:

Staffing Levels	FY2021 Actual	FY2022 Adopted Budget	FY2022 Current Budget	FY2023 Proposed Budget
City Clerk	1	1	1	1
DEPARTMENT TOTAL	**1**	**1**	**1**	**1**

City Clerk

Account	Account Name	FY2021 Actual	FY2022 Budget	As of 7/31/2022 Actual	Estimated FY2022 Actual	Proposed FY2023 Budget
City Clerk Revenues						
100-111-4800-111	City Clerk Miscellaneous	57.00	-	74.65	89.58	-
Total City Clerk Revenues		**$ 57.00**	**$ -**	**$ 74.65**	**$ 89.58**	**$ -**
City Clerk Expenditures						
100-111-5010-111	Clerk Salaries	47,895.04	59,811.00	50,224.58	60,269.50	52,302.00
100-111-5030-111	Clerk Part Time	1,505.00	2,100.00	1,430.00	1,716.00	2,100.00
100-111-5170-111	Clerk Social Security	3,773.74	4,737.00	3,846.73	4,616.08	4,162.00
100-111-5180-111	Clerk Retirement	1,543.75	2,513.00	2,109.45	2,531.34	2,720.00
100-111-5190-111	Clerk Health Insurance	7,065.84	7,553.00	5,999.40	7,199.28	6,043.00
100-111-5210-111	Clerk Workers Compensation	2,203.84	2,712.00	1,633.79	1,960.55	2,383.00
100-111-5260-111	Clerk Professional Services	7,246.80	6,705.00	6,641.72	7,970.06	7,230.00
100-111-5300-111	Clerk Insurance & Bonds	100.00	650.00	680.00	816.00	650.00
100-111-5360-111	Clerk Member/Train/Trvl	3,574.60	7,000.00	3,733.75	4,480.50	10,941.00
100-111-5430-111	Clerk Elections	3,037.09	10,602.64	10,602.64	12,723.17	10,000.00
100-111-5590-111	Clerk General Supplies	608.82	660.00	801.15	961.38	920.00
100-111-5700-111	Clerk Comp., Software	708.76	-	-	-	17,609.00
Total City Clerk Expenditures		**$ 79,263.28**	**$ 105,043.64**	**$ 87,703.21**	**$ 105,243.85**	**$ 117,060.00**
City Clerk Other Sources						
Total City Clerk Other Sources		**$ -**	**$ -**	**$ -**	**$ -**	**$ -**
City Clerk Other Uses						
100-000-3285-111	Transfer to Capital	-	13,000.00	16,530.00	13,000.00	15,000.00
Total City Clerk Other Uses		**$ -**	**$ 13,000.00**	**$ 16,530.00**	**$ 13,000.00**	**$ 15,000.00**
EXCESS (SHORTFALL) OF REVENUES OVER EXPENSES		(79,206.28)	(118,043.64)	(104,158.56)	(118,154.27)	(132,060.00)

City Clerk and Council	
Health Insurance Rate	7,552.68
Work Comp Rate	4.38%
Retirement Rate	5.20%

Payroll Detail

FTE	#	FY2022	FY2023 Budgeted	Availability Allowance	Social Security	Retirement	Insurance	Work Comp	Total Salary & Benefits
Wright, Cheyenne	0.8	49,810.92	$ 52,301.47	360.00	4,002.00	2,720.00	7,553.00	2,291.00	**$ 69,227.47**
	0.80	49,810.92	52,301.47	360.00	4,002.00	2,720.00	7,553.00	2,291.00	**$ 69,227.47**
Council Pay			2,100.00						
Total Salaries		49,810.92	54,401.47						

City Clerk and Council Revenues		Department Request Amount	Justification & Supporting Information
100-111-4800-111	City Clerk Miscellaneous		
		-	

City Clerk and Council Expenditures		Amount	Justification & Supporting Information
100-111-5010-111	Clerk Salaries	52,302.00	
100-111-5030-111	Clerk Part Time	2,100.00	
100-111-5170-111	Clerk Social Security	4,162.00	
100-111-5180-111	Clerk Retirement	2,720.00	
100-111-5190-111	Clerk Health Insurance	6,043.00	
100-111-5210-111	Clerk Workers Compensation	2,383.00	
100-111-5260-111	Clerk Professional Services	7,230.00	General Code $3095; Shredding $3000; Stronghold Microsoft Office Contract $535; Laserfische $300; Council Pictures-Name Plates $300
100-111-5300-111	Clerk Insurance & Bonds	650.00	bonds only
100-111-5360-111	Clerk Member/Train/Trvl	10,941.00	$1500 MOCCFOA Spring Conference; $1200 MIRMA Annual Conference; MML Elected Officials Conf. $2200; MML September Conference $1200; Gary Markensen $400; City MML Account $1600; MOCCFOA Dues $35; SWMOCCFOA Dues $25; SHRM Membership $250; IIMC Membership $175; City Clerk Trainings $500, emotional training $1,800
100-111-5430-111	Clerk Elections	10,000.00	
100-111-5590-111	Clerk General Supplies	920.00	Toner $600; Postage $120; Council Frames $200
100-111-5700-111	Clerk Comp., Software	17,609.00	Adobe License Renewal $204, Firewall $195.59, Office 365 $237.53, Cyber software $181.86; Laserfische Software $270.00; CivicClerk $14,120, DocuSign $2,400
		117,060.00	

City Clerk and Council Other Sources	Amount	Justification & Supporting Information

City Clerk and Council Other Uses		Amount	Justification & Supporting Information
100-000-3285-111	Transfer to Capital	15,000.00	Council chamber upgrades $15,000

Communications & Events

Richard Leavens
Development Services Director
rleavens@neoshomo.org

This office serves to provide public awareness of all information and events within the City while keeping City Official's best intentions at the forefront of all marketing efforts. The marketing and information distributed is provided to further enhance the quality of life in Neosho. This office is also responsible for coordinating city-sponsored events; booking City facilities; and managing the website and social media.

Revenue Category	FY2021 Actual	FY2022 Adopted Budget	FY2022 Current YTD Actuals	FY2023 Proposed Budget
Taxes	-	-	-	-
Intergovernmental	-	-	-	-
Licenses & Permits	-	-	-	-
Charges for Services	20,365.00	25,110.00	21,005.00	22,200.00
Fines & Forefeitures	-	-	-	-
Miscellaneous	-	-	-	-
Other Sources	-	-	-	30,000.00
	-	-	-	-
	0	0	0	0
Total	**20,365.00**	**25,110.00**	**21,005.00**	**52,200.00**
	$ (414.00)	$ (326.00)	$ (460.00)	$ -

Expense Category	FY2021 Actual	FY2022 Adopted Budget	FY2022 Current YTD Actuals	FY2023 Proposed Budget
Salaries, Benefits, & Support	-	-	-	-
Supplies & Materials	-	-	-	-
Maintenance & Repair	-	-	-	-
Contractual Services	-	-	-	-
Utilities	-	-	-	-
Other Expenses	17,726.64	43,708.82	20,575.56	52,200.00
Capital	-	-	-	-
Other Uses	-	-	-	-
Debt Service	0	0	0	0
Total	**17,726.64**	**43,708.82**	**20,575.56**	**52,200.00**
	$ -	$ -	$ -	$ -

Highlights - Variances of 10% (FY2022 Projected/FY2023)

Increases:

Decreases:

Staffing Levels	FY2021 Actual	FY2022 Adopted Budget	FY2022 Current Budget	FY2023 Proposed Budget
No FTE				
DEPARTMENT TOTAL	**0**	**0**	**0**	**0**

Communications & Events

Account	Account Name	FY2021 Actual	FY2022 Budget	As of 7/31/2022 Actual	Estimated FY2022 Actual	Proposed FY2023 Budget
Communications & Events Revenues						
100-113-4470-755	Celebrate Booth Fees	70.00	1,000.00	1,000.00	1,200.00	-
100-113-4470-756	Fall Festival Booth Fees	8,230.00	6,000.00	2,720.00	2,720.00	8,000.00
100-113-4471-756	Fall Festival Race Fees	-	-	-	-	-
100-113-4990-755	Celebrate Neosho Sponsors	6,012.50	8,410.00	8,660.00	8,660.00	6,000.00
100-113-4990-756	Fall Festival Sponsorships	6,052.50	7,500.00	8,625.00	8,625.00	6,000.00
100-113-4470-750	Bluegrass & BBQ Revenue	-	-	-	-	-
100-113-4480-755	Celebrate Neosho Shirt Sales	414.00	326.00	460.00	552.00	-
100-113-4471-755	Celebrate Bike Race	-	2,200.00	-	-	2,200.00
Total Communications & Events Revenues		**$ 20,779.00**	**$ 25,436.00**	**$ 21,465.00**	**$ 21,757.00**	**$ 22,200.00**
Communications & Events Expenditures						
100-113-6520-755	Celebrate Neosho Expenses	13,292.56	18,064.82	18,787.70	18,064.82	23,200.00
100-113-6530-756	Fall Festival Expenses	4,434.08	25,644.00	1,787.86	25,644.00	29,000.00
100-113-6520-750	Bluegrass & BBQ Expenses	-	-	-	-	-
Total Communications & Events Expenditures		**$ 17,726.64**	**$ 43,708.82**	**$ 20,575.56**	**$ 43,708.82**	**$ 52,200.00**
Communications & Events Other Sources						
100-000-3355-000	Transfer to Gen Celebrate	-	-	-	-	15,000.00
100-000-3356-000	Transfer to Gen Fall Festival	-	-	-	-	15,000.00
100-000-3357-000	Transfer to Gen Bluegrass BBQ	-	-	-	-	-
Total Communications & Events Other Sources		**$ -**	**$ -**	**$ -**	**$ -**	**$ 30,000.00**
Communications & Events Other Uses						
0	0	-	-	-	-	-
Total Communications & Events Other Uses		**$ -**	**$ -**	**$ -**	**$ -**	**$ -**
EXCESS (SHORTFALL) OF REVENUES OVER EXPENSES		3,052.36	(18,272.82)	889.44	(21,951.82)	-

Communication & Events

		Department Request	
Communication & Events Revenues		Amount	Justification & Supporting Information
100-113-4470-755	Celebrate Booth Fees	-	No booth fees
100-113-4470-756	Fall Festival Booth Fees	8,000.00	
100-113-4471-756	Fall Festival Race Fees		
100-113-4990-755	Celebrate Neosho Sponsors	6,000.00	Historical
100-113-4990-756	Fall Festival Sponsorships	6,000.00	Historical
100-113-4480-755	Celebrate Neosho Shirt Sales		
100-113-4471-755	Celebrate Bike Race	2,200.00	We will charge a $45 entry fee (promoter will get $1 of each entry)
		22,200.00	

Communication & Events Expenditures		Amount	Justification & Supporting Information
100-113-6520-755	Celebrate Neosho Expenses	23,200.00	Bike Race, Fireworks, Port-a-Potties
100-113-6530-756	Fall Festival Expenses	29,000.00	Entertainment, Dumpsters, Music, Port-a-Potties, advertising
100-113-6520-750	Bluegrass & BBQ Expenses	-	
		52,200.00	

Communication & Events Other Sources		Amount	Justification & Supporting Information
100-000-3355-000	Transfer to Gen Celebrate	15,000.00	
100-000-3356-000	Transfer to Gen Fall Festival	15,000.00	
100-000-3357-000	Transfer to Gen Bluegrass BBQ		

Communication & Events Other Uses	Amount	Justification & Supporting Information

Development Services

Richard Leavens
Development Services Director
rleavens@neoshomo.org

The Development Office ensures all new development meets the needs of the present, without compromising the ability of furture generations to meet their own needs. Building Inspection Department is also responsible for enforcing building and public safety codes to protect the best interest of the public. This department issues building permits and reviews all commercial plans prior to building permit approval.

Revenue Category	FY2021 Actual	FY2022 Adopted Budget	FY2022 Current YTD Actuals	FY2023 Proposed Budget
Taxes	-	-	-	-
Intergovernmental	-	-	-	-
Licenses & Permits	439,908.70	101,000.00	102,349.70	93,400.00
Charges for Services	-	-	-	-
Fines & Forefeitures	-	-	-	-
Miscellaneous	1,232.00	-	-	-
Other Sources	-	-	-	-
	-	-	-	-
	0	0	0	0
Total	**441,140.70**	**101,000.00**	**102,349.70**	**93,400.00**
	$ -	$ (81,984.00)	$ -	$ (81,894.00)

Expense Category	FY2021 Actual	FY2022 Adopted Budget	FY2022 Current YTD Actuals	FY2023 Proposed Budget
Salaries, Benefits, & Support	160,850.93	177,975.00	144,496.28	184,883.00
Supplies & Materials	5,263.88	7,000.00	4,539.15	2,754.00
Maintenance & Repair	115.86	500.00	223.72	1,500.00
Contractual Services	10,889.13	125,464.00	15,269.81	145,544.00
Utilities	-	-	-	-
Other Expenses	2,113.40	2,000.00	1,976.61	3,500.00
Capital	-	32,274.00	32,274.00	-
Other Uses	-	-	-	-
Debt Service	0	0	0	0
Total	**179,233.20**	**345,213.00**	**198,779.57**	**338,181.00**
	$ -	$ -	$ -	$ -

Highlights - Variances of 10% (FY2022 Projected/FY2023)

Increases:

Insurance and Bonds- Increase of property values 5.84% with additional Increase in property insurance 5.4% with additional 6% increase for FY23 Budget.

Preofessional Service- $20,000 increasebased on current need

Fuels and Lubricants - Increase in fuel cost

Decreases:

Memberships/Training/Travel- Decrease $1,800 based on current need

Staffing Levels	FY2021 Actual	FY2022 Adopted Budget	FY2022 Current Budget	FY2023 Proposed Budget
Development Services Director	1	1	1	1
Facility Maintenance		1	1	1
Building Inspector	1	1	1	1
DEPARTMENT TOTAL	**2**	**3**	**3**	**3**

Development Services

Account	Account Name	FY2021 Actual	FY2022 Budget	As of 7/31/2022 Actual	Estimated FY2022 Actual	Proposed FY2023 Budget
Development Services Revenues						
100-115-4120-115	Building Permits/Inspec.	438,822.70	98,000.00	101,364.50	121,637.40	90,400.00
100-115-4770-115	Planning & Zoning Fees	1,086.00	3,000.00	985.20	1,182.24	3,000.00
100-115-4800-115	Code Enforcement Miscellaneous	-	-	-	-	-
100-115-4820-115	Sale of Dev. Service Property	1,232.00	-	-	-	-
100-115-4200-708	CDBG Grant Revenue	-	81,984.00	-	-	81,894.00
Total Development Services Revenues		**$ 441,140.70**	**$ 182,984.00**	**$ 102,349.70**	**$ 122,819.64**	**$ 175,294.00**
Development Services Expenditures						
100-115-5010-115	Bldg/Inspection Salaries	118,831.58	126,793.00	106,614.69	127,937.63	133,132.00
100-115-5020-115	Bldg/Inspection Overtime	2,193.44	1,000.00	1,205.57	1,446.68	1,000.00
100-115-5070-115	Availability Allowance	705.00	1,080.00	600.00	720.00	1,080.00
100-115-5170-115	Bldg/Inspection Social Sec.	8,818.08	9,777.00	8,043.39	9,652.07	10,262.00
100-115-5180-115	Bldg/Inspection Retirement	3,916.45	5,368.00	4,660.90	5,593.08	6,975.00
100-115-5190-115	Bldg/Inspection Health Ins.	20,903.11	22,659.00	18,310.71	21,972.85	22,659.00
100-115-5210-115	Bldg/Inspection Workers Comp.	4,479.13	5,598.00	4,041.03	4,849.24	5,875.00
100-115-5260-115	Bldg/Inspection Prof. Services	9,350.26	124,264.00	14,737.30	17,684.76	144,264.00
100-115-5270-115	Credit Card Fees	1,338.87	1,000.00	332.51	399.01	1,000.00
100-115-5300-115	Bldg/Inspection Ins. & Bonds	200.00	200.00	200.00	240.00	280.00
100-115-5330-115	Bldg/Inspection Equip Maint.	115.86	500.00	223.72	268.46	1,500.00
100-115-5360-115	Bldg/Inspection Mem/Train/Trvl	525.50	5,000.00	443.60	532.32	3,200.00
100-115-5380-115	Bldg/Inspection Uniforms	478.64	700.00	576.39	691.67	700.00
100-115-5530-115	Bldg/Inspection Fuels	2,113.40	2,000.00	1,976.61	2,371.93	3,500.00
100-115-5590-115	Bldg/Inspection Gen. Supplies	5,042.01	7,000.00	4,539.15	5,446.98	700.00
100-115-5700-115	Development Computer/Software	221.87	-	-	-	2,054.00
Total Development Services Expenditures		**$ 179,233.20**	**$ 312,939.00**	**$ 166,505.57**	**$ 199,806.68**	**$ 338,181.00**
Development Services Other Sources						
0	0	-	-	-		-
Total Development Services Other Sources		**$ -**	**$ -**	**$ -**	**$ -**	**$ -**
Development Services Other Uses						
100-000-3285-115	Transfer to Capital Improvement	-	32,274.00	32,274.00	32,274.00	-
Total Development Services Other Uses		**$ -**	**$ 32,274.00**	**$ 32,274.00**	**$ 32,274.00**	**$ -**
EXCESS (SHORTFALL) OF REVENUES OVER EXPENSES		261,907.50	(162,229.00)	(96,429.87)	(109,261.04)	(162,887.00)

Development	
Health Insurance Rate	7,552.68
Work Comp Rate	4.38%
Retirement Rate	5.20%

Payroll Detail

FTE	#	FY2022	FY2023 Budgeted	Availability Allowance	Social Security	Retirement	Insurance	Work Comp	Total Salary & Benefits
Leavens, Richard	1	51,248.08	$ 56,254.93	360	4,304.00	2,926.00	7,553.00	2,464.00	**$ 73,861.93**
Long, Thomas	1	42,016.00	$ 44,116.80	360	3,375.00	2,295.00	7,553.00	1,933.00	**$ 59,632.80**
Brown, Matthew	1	31,200.00	$ 32,760.00	360	2,507.00	1,704.00	7,553.00	1,435.00	**$ 46,319.00**
	3.00	124,464.08	133,131.73	1,080.00	#######	6,925.00	22,659.00	5,832.00	**$ 179,813.73**

Overtime	1,446.68	1,000.00
Total Salaries	125,910.76	134,131.73

Development Revenues		Department Request Amount	Justification & Supporting Information
100-115-4120-115	Building Permits/Inspec.	90,400.00	Historical
100-115-4770-115	Planning & Zoning Fees	3,000.00	Based on 1 P&Z app/month and raising fees to $50 app fee + $200 deposit
100-115-4800-115	Code Enforcement Miscellaneous		
100-115-4820-115	Sale of Dev. Service Property		
100-115-4200-708	CDBG Grant Revenue	81,894.00	CDBG grant mitgation planning
		175,294.00	

Development Expenditures		Amount	Justification & Supporting Information
100-115-5010-115	Bldg/Inspection Salaries	133,132.00	
100-115-5020-115	Bldg/Inspection Overtime	1,000.00	
100-115-5070-115	Availability Allowance	1,080.00	
100-115-5170-115	Bldg/Inspection Social Sec.	10,262.00	
100-115-5180-115	Bldg/Inspection Retirement	6,975.00	
100-115-5190-115	Bldg/Inspection Health Ins.	22,659.00	
100-115-5210-115	Bldg/Inspection Workers Comp.	5,875.00	
100-115-5260-115	Bldg/Inspection Prof. Services	144,264.00	Dangerous Buildings $50,000, GIS renewal & maintenance - $4,000, Public Hearing notices - $432, Misc Planning fees (Allgeier plan reviews, permit fees, etc.) $5,568, Stronghold $2280, CDBG Grant for mitigation planning $81,984
100-115-5270-115	Credit Card Fees	1,000.00	Credit Card Fees for Building Permits
100-115-5300-115	Bldg/Inspection Ins. & Bonds	280.00	Property Ins Incl 6%
100-115-5330-115	Bldg/Inspection Equip Maint.	1,500.00	
100-115-5360-115	Bldg/Inspection Mem/Train/Trvl	3,200.00	MML - $1,000, floodplain training $1,000, Codes training for Matt, Tom, and Richardl - $3,000
100-115-5380-115	Bldg/Inspection Uniforms	700.00	
100-115-5530-115	Bldg/Inspection Fuels	3,500.00	
100-115-5590-115	Bldg/Inspection Gen. Supplies	700.00	Mapping printer supplies both a full set of ink and 2 rolls of paper
100-115-5700-115	Development Computer/Software	2,054.00	Samsung Galaxy Tab Active3 for filling out inspection reports $600 , Firewall $195.59, Office 365 $712.58, Cyber software $545.57
		338,181.00	

Development Other Sources	Amount	Justification & Supporting Information

Development Other Uses		Amount	Justification & Supporting Information
100-000-3285-115	Transfer to Capital Improvement		

Recycle Center

Nate Siler
Public Works Director
nsiler@neoshomo.org

The Neosho Recycle Center is a regional drop-off recycling center. The facility serves over 7,000 individual recyclers as well as six other communities or organizations each year.

Revenue Category	FY2021 Actual	FY2022 Adopted Budget	FY2022 Current YTD Actuals	FY2023 Proposed Budget
Taxes	-	-	-	-
Intergovernmental	57,577.47	57,004.00	55,004.00	68,833.00
Licenses & Permits	-	-	-	-
Charges for Services	40,034.17	40,400.00	35,119.99	25,400.00
Fines & Forefeitures	-	-	-	-
Miscellaneous	-	-	-	-
Other Sources	-	-	-	-
	-	-	-	-
	0	0	0	0
Total	**97,611.64**	**97,404.00**	**90,123.99**	**94,233.00**
	$ -	$ -	$ -	$ -

Expense Category	FY2021 Actual	FY2022 Adopted Budget	FY2022 Current YTD Actuals	FY2023 Proposed Budget
Salaries, Benefits, & Support	75,308.89	91,225.00	67,340.18	129,088.00
Supplies & Materials	918.18	1,800.00	1,137.72	3,300.00
Maintenance & Repair	2,245.42	4,400.00	2,552.75	2,997.00
Contractual Services	4,624.02	9,284.00	3,313.46	6,284.00
Utilities	7,669.43	10,480.00	6,967.87	7,817.00
Other Expenses	367.37	2,200.00	205.99	1,600.00
Capital	1,312.92	1,500.00	1,064.29	115,500.00
Other Uses	-	-	-	-
Debt Service	0	0	0	0
Total	**92,446.23**	**120,889.00**	**82,582.26**	**266,586.00**
	$ -	$ -	$ -	$ -

Highlights - Variances of 10% (FY2022 Projected/FY2023)

Increases:

Salaries and Benefits- Increase in base salaries

Insurance and Bonds- Increase of property values 5.84% with additional Increase in property insurance 5.4% with additional 6% increase for FY23 Budget.

Decreases:

Shipping/Disposal- reduction in disposal fees

Facility Maint.- Decrease $1,800 based on current need

Staffing Levels	FY2021 Actual	FY2022 Adopted Budget	FY2022 Current Budget	FY2023 Proposed Budget
Lead Recycling Attendant	1	1	1	1
Recycling Attendant	1	1	1	1
DEPARTMENT TOTAL	**2**	**2**	**2**	**2**

Recycle Center

Account	Account Name	FY2021 Actual	FY2022 Budget	As of 7/31/2022 Actual	Estimated FY2022 Actual	Proposed FY2023 Budget
Recycle Center Revenues						
100-118-4200-118	Region M Grant	57,577.47	57,004.00	55,004.00	66,004.80	68,833.00
100-118-4420-118	Recycle Center Sales	40,034.17	40,400.00	35,119.99	42,143.99	25,400.00
100-118-4800-118	Recycle Center Miscellaneous	-	-	-	-	-
100-118-4820-118	Sale of Property	-	-	-	-	-
Total Recycle Center Revenues		**$ 97,611.64**	**$ 97,404.00**	**$ 90,123.99**	**$ 108,148.79**	**$ 94,233.00**
Recycle Center Expenditures						
100-118-5010-118	Recycle Center Salaries	51,908.21	54,080.00	42,278.38	50,734.06	88,079.00
100-118-5020-118	Recycle Center Overtime	123.08	1,000.00	423.37	508.04	1,000.00
100-118-5030-118	Recycle Center Part Time	-	9,378.00	6,054.47	7,265.36	-
100-118-5170-118	Recycle Center Social Sec.	3,974.88	4,934.00	3,726.31	4,471.57	6,815.00
100-118-5180-118	Recycle Center Retirement	1,677.00	2,314.00	1,746.43	2,095.72	4,633.00
100-118-5190-118	Recycle Center Health Ins.	14,145.06	15,106.00	11,098.89	13,318.67	22,659.00
100-118-5210-118	Recycle Center Workers Comp	2,801.90	2,413.00	1,873.95	2,248.74	3,902.00
100-118-5260-118	Recycle Center Professional Services	-	1,284.00	408.00	489.60	1,284.00
100-118-5265-118	Shipping/Disposal	4,624.02	8,000.00	2,905.46	3,486.55	5,000.00
100-118-5300-118	Recycle Center Ins. & Bonds	1,509.89	1,600.00	1,179.46	1,415.35	1,997.00
100-118-5320-118	Recycle Center Facility Maint.	735.53	2,800.00	1,373.29	1,647.95	1,000.00
100-118-5330-118	Recycle Center Equipment Maint	678.76	2,000.00	138.38	166.06	2,000.00
100-118-5380-118	Recycle Center Uniforms	367.37	2,200.00	205.99	247.19	1,600.00
100-118-5530-118	Recycle Center Fuels	918.18	1,800.00	1,137.72	1,365.26	1,800.00
100-118-5590-118	Recycle Center Gen. Supplies	1,312.92	1,500.00	1,064.29	1,277.15	1,500.00
100-118-5790-118	Recycle Ctr Capital Purchase	-	-	-	-	-
100-118-6300-118	Recycle Center Electricity	1,661.43	2,000.00	1,254.38	1,505.26	1,784.00
100-118-6310-118	Recycle Center Heating Fuels	1,061.59	3,500.00	1,604.26	1,925.11	1,125.00
100-118-6350-118	Recycle Center Phones	4,946.41	4,980.00	4,109.23	4,931.08	4,908.00
100-118-5700-118	Recycle Computer/Software	-	-	-	-	1,500.00
Total Recycle Center Expenditures		**$ 92,446.23**	**$ 120,889.00**	**$ 82,582.26**	**$ 99,098.71**	**$ 152,586.00**
Recycle Center Other Sources						
Total Recycle Center Other Sources		**$ -**	**$ -**	**$ -**	**$ -**	**$ -**
Recycle Center Other Uses						
100-000-3285-000	Transfer to Capital	-	-	-	-	114,000.00
Total Recycle Center Other Uses		**$ -**	**$ -**	**$ -**	**$ -**	**$ 114,000.00**
EXCESS (SHORTFALL) OF REVENUES OVER EXPENSES		5,165.41	(23,485.00)	7,541.73	9,050.08	(172,353.00)

Recycle Center	
Health Insurance Rate	7,552.68
Work Comp Rate	4.38%
Retirement Rate	5.20%

Payroll Detail

FTE	#	FY2022	FY2023 Budgeted	Availability Allowance	Social Security	Retirement	Insurance	Work Comp	Total Salary & Benefits
Howell Diana L.	1	29,120.00	$ 33,207.30		2,541.00	1,727.00	7,553.00	1,455.00	**$ 46,483.30**
Wright Todd A.	1	24,960.00	$ 28,620.90		2,190.00	1,489.00	7,553.00	1,254.00	**$ 41,106.90**
Kenny, Michael	1		$ 26,250.00		2,009.00	1,365.00	7,553.00	1,150.00	**$ 38,327.00**
	3.00	54,080.00	88,078.20	-	6,740.00	4,581.00	22,659.00	3,859.00	**$ 125,917.20**

Overtime	508.04	1,000.00
Part Time & Seasonal	13,000.00	
Total Salaries	67,588.04	89,078.20

Recycle Center Revenues		Department Request: Amount	Justification & Supporting Information
100-118-4200-118	Region M Grant	68,833.00	
100-118-4420-118	Recycle Center Sales	25,400.00	5 Year
100-118-4800-118	Recycle Center Miscellaneous		
100-118-4820-118	Sale of Property		
		94,233.00	

Recycle Center Expenditures		Amount	Justification & Supporting Information
100-118-5010-118	Recycle Center Salaries	88,079.00	
100-118-5020-118	Recycle Center Overtime	1,000.00	
100-118-5030-118	Recycle Center Part Time	-	
100-118-5170-118	Recycle Center Social Sec.	6,815.00	
100-118-5180-118	Recycle Center Retirement	4,633.00	
100-118-5190-118	Recycle Center Health Ins.	22,659.00	
100-118-5210-118	Recycle Center Workers Comp	3,902.00	
100-118-5260-118	Recycle Center Professional Services	1,284.00	Stronghold
100-118-5265-118	Shipping/Disposal	5,000.00	
100-118-5300-118	Recycle Center Ins. & Bonds	1,997.00	Property Ins Incl 6%
100-118-5320-118	Recycle Center Facility Maint.	1,000.00	
100-118-5330-118	Recycle Center Equipment Maint	2,000.00	
100-118-5380-118	Recycle Center Uniforms	1,600.00	$1,600 for jeans, boots, coat, shirts and hat allowance (for 3 FTE)
100-118-5530-118	Recycle Center Fuels	1,800.00	
100-118-5590-118	Recycle Center Gen. Supplies	1,500.00	incl propane for forklift
100-118-6300-118	Recycle Center Electricity	1,784.00	7.38% over actual FY21 -due to increase from recent rate case
100-118-6310-118	Recycle Center Heating Fuels	1,125.00	Spire requested 5.94%-case ongoing
100-118-6350-118	Recycle Center Phones	4,908.00	
100-118-5700-118	Recycle Computer/Software	1,500.00	new computer
		152,586.00	$ -

Recycle Center Other Sources	Amount	Justification & Supporting Information

Recycle Center Other Uses		Amount	Justification & Supporting Information
100-000-3285-000	Transfer to Capital	114,000.00	8 Dumping Hoppers $10,000, horizontal crusher $90,000, vertical crusher 14,000

Police Department

Jason Baird
Chief of Police
j.baird@neoshomo.org

The Police Department is proactive in reducing crime and protecting lives and property and provides quality law enforcement to everyone living, working, and traveling through the community. The Police Department is also responsible for investigating reports of violations of the City's Code of Ordinances covering community standards, public nuisances, and conditions affecting public health, safety, and welfare in the City. The Police Department also facilitates the Neosho High School and Crowder College with Police Officers to enforce violations for on campus crimes. The Police Department is funded by Fines, a 1/2 of 1% Public Safety Tax, and the City's General Fund

Revenue Category	FY2021 Actual	FY2022 Adopted Budget	FY2022 Current YTD Actuals	FY2023 Proposed Budget
Taxes	67,876.81	85,000.00	100,036.38	85,000.00
Intergovernmental	16,394.29	2,160.00	2,752.07	2,160.00
Licenses & Permits	569.00	500.00	229.00	500.00
Charges for Services	111,846.85	115,876.00	99,445.67	127,711.00
Fines & Forefeitures	221,086.53	252,400.00	180,428.97	252,400.00
Miscellaneous	108,665.20	111,669.00	102,135.76	119,581.00
Other Sources	319,776.94	372,961.00	212,130.00	314,170.00
	-	-	-	-
	0	0	0	0
Total	**846,215.62**	**940,566.00**	**697,157.85**	**901,522.00**
	$ -	$ -	$ -	$ -

Expense Category	FY2021 Actual	FY2022 Adopted Budget	FY2022 Current YTD Actuals	FY2023 Proposed Budget
Salaries, Benefits, & Support	1,727,245.81	2,009,112.00	1,507,560.18	2,129,766.00
Supplies & Materials	15,332.76	34,250.00	13,164.91	26,250.00
Maintenance & Repair	30,429.94	30,000.00	11,995.49	30,000.00
Contractual Services	72,554.70	68,016.00	60,241.79	98,017.00
Utilities	26,273.60	26,832.00	20,627.78	26,897.00
Other Expenses	57,604.41	71,191.51	60,651.65	91,861.00
Capital	171,362.44	111,453.00	159,395.78	369,505.00
Other Uses	1,941.00	1,977.00	-	4,200.00
Debt Service	0	0	0	0
Total	**2,102,744.66**	**2,352,831.51**	**1,833,637.58**	**2,776,496.00**
	$ (0.00)	$ -	$ 0.00	$ -

Highlights - Variances of 10% (FY2022 Projected/FY2023)

Increases:

Professional Services - Increase based on current need

Insurance and Bonds- Increase of property values 5.84% with additional Increase in property insurance 5.4% with additional 6% increase for FY23 Budget.

Fuels and Lubricants - Increase in fuel cost

Comp./Software- Increase $9,000 Office and Cyber Security

Decreases:

Staffing Levels	FY2021 Actual	FY2022 Adopted Budget	FY2022 Current Budget	FY2023 Proposed Budget
Chief of Police	1	1	1	1
Lieutenant	2	2	2	2
Crowder SSO	2	2	2	2
Detective	2	2	2	2
SRO/Patrol	2	2	2	2
ACO/Patrol	1	1	1	1
Codes	1	1	1	1
Patrol	12	12	12	12
Sergeant	4	4	4	4
Records Clerk	2	2	2	2
DEPARTMENT TOTAL	**29**	**29**	**29**	**29**

Police Department

Account	Account Name	FY2021 Actual	FY2022 Budget	As of 7/31/2022 Actual	Estimated FY2022 Actual	Proposed FY2023 Budget
Police Department Revenues						
100-120-4080-122	Animal Licenses	569.00	500.00	229.00	274.80	500.00
100-120-4130-120	Sanitation Enforcement	67,876.81	85,000.00	100,036.38	120,043.66	85,000.00
100-120-4201-120	CARES Act	3,029.19	-	-	-	-
100-120-4200-120	Grant Revenue	1,141.00	-	-	-	-
100-120-4205-120	MIRMA Grant	-	-	-	-	-
100-120-4600-120	Court Fines	217,243.34	250,000.00	176,406.82	211,688.18	250,000.00
100-120-4610-120	Police Training Fees	2,279.35	2,000.00	3,556.63	4,267.96	2,000.00
100-120-4620-120	C. Victim's Compensation	422.84	400.00	465.52	558.62	400.00
100-120-4630-120	Recoupment Jail Fees	-	-	-	-	-
100-120-4640-120	Recoupment Arrest Fees	6,708.50	6,000.00	4,675.50	5,610.60	6,000.00
100-120-4760-120	Insurance Proceeds	9,877.85	-	260.00	260.00	-
100-120-4800-120	Law Enforcement Miscellaneous	3,487.25	2,160.00	2,492.07	2,990.48	2,160.00
100-120-4810-120	School Resource Ofcr	98,018.95	101,669.00	94,553.70	101,669.00	109,581.00
100-120-4810-121	School Resource Ofcr Crowder	111,846.85	115,876.00	99,445.67	115,876.00	127,711.00
100-120-4820-120	Police Sale of Property	529.00	-	-	-	-
100-120-4840-120	Security Detail Reimburse	3,408.75	4,000.00	2,906.56	3,487.87	4,000.00
100-120-4990-120	Police Donations	-	-	-	-	-
100-120-4992-120	Donated Rewards	-	-	-	-	-
Total Police Department Revenues		**$ 526,438.68**	**$ 567,605.00**	**$ 485,027.85**	**$ 566,727.18**	**$ 587,352.00**
Police Department Expenditures						
100-120-5010-120	Police Dept Salaries	1,213,563.16	1,368,723.00	1,047,181.23	1,199,433.00	1,435,156.00
100-120-5020-120	Police Dept Overtime	68,603.12	85,000.00	71,949.30	86,339.16	93,000.00
100-120-5030-120	Police Dept Part Time	4,651.00	10,224.00	6,037.75	7,245.30	10,224.00
100-120-5070-120	Availability Allowance	3,900.00	4,320.00	3,457.50	4,149.00	4,320.00
100-120-5170-120	Police Dept Social Security	93,824.09	111,992.00	82,247.75	98,915.84	117,687.00
100-120-5180-120	Police Dept Retirement	66,667.93	97,400.00	68,410.89	82,093.07	117,669.00
100-120-5190-120	Police Dept Health Insurance	188,894.33	219,032.00	157,299.03	188,758.84	219,028.00
100-120-5210-120	Police Dept Workers Comp.	59,408.25	64,121.00	46,288.54	55,546.25	67,382.00
100-120-5260-120	Police Dept Prof. Services	33,637.05	41,016.00	36,680.14	44,016.17	47,591.00
100-120-5280-120	Central Dispatch	16,914.32	-	-	-	-
100-120-5300-120	Police Dept Insurance & Bonds	8,503.33	9,000.00	6,641.65	7,969.98	10,426.00
100-120-5320-120	Police Dept Facility Maint.	3,031.96	7,000.00	2,171.69	2,606.03	7,000.00
100-120-5330-120	Police Dept Equipment Maint	30,429.94	30,000.00	11,995.49	14,394.59	30,000.00
100-120-5360-120	Police Dept Member/Train/Trvl	11,364.83	20,300.00	11,629.14	13,954.97	20,300.00
100-120-5363-120	TSMCS Account	-	2,000.00	-	-	2,000.00
100-120-5380-120	Police Dept Uniforms	13,337.14	19,000.00	10,887.36	13,064.83	19,000.00
100-120-5420-120	Police Care of Prisoners	13,500.00	18,000.00	16,920.00	20,304.00	40,000.00
100-120-5500-120	Investigation Account	174.60	1,000.00	63.55	76.26	-
100-120-5530-120	Police Dept Fuels/Lubricants	45,996.05	60,000.00	53,010.14	52,000.00	70,000.00
100-120-5540-120	Police Dept Chemicals	-	250.00	218.50	262.20	250.00
100-120-5590-120	Police Dept General Supplies	9,037.69	11,000.00	6,868.14	8,241.77	11,000.00
100-120-5590-122	ACO General Supplies	6,120.47	22,000.00	6,014.72	7,217.66	15,000.00
100-120-5700-120	Police Dept Comp., Software	2,954.86	4,241.51	4,241.51	5,089.81	13,315.00
100-120-5790-120	Law Enforcement Capital	-	-	-	-	-
100-120-6190-120	COVID Expenditures	-	-	-	-	-
100-120-6300-120	Police Dept Electricity	11,637.60	12,000.00	8,578.67	10,294.40	12,497.00
100-120-6350-120	Police Dept Phones	14,636.00	14,832.00	12,049.11	14,458.93	14,400.00
100-120-6380-120	Lease Purchase Payments	55,224.44	55,453.00	55,224.44	55,224.44	55,453.00
100-120-6390-120	Police Dept Minor Equipment	8,653.50	6,950.00	3,400.00	4,080.00	8,546.00
100-120-5361-120	Police Academy Training	-	-	-	-	17,000.00
Total Police Department Expenditures		**$ 1,984,665.66**	**$ 2,294,854.51**	**$ 1,729,466.24**	**$ 1,995,736.49**	**$ 2,458,244.00**
Police Department Other Sources						
100-000-3305-120	Trns from Public Safety Fund	319,776.94	372,961.00	212,130.00	372,961.00	314,170.00
Total Police Department Other Sources		**$ 319,776.94**	**$ 372,961.00**	**$ 212,130.00**	**$ 372,961.00**	**$ 314,170.00**
Police Department Other Uses						
100-000-3224-000	Transfer to Police Grants	1,941.00	1,977.00	-	1,977.00	4,200.00
100-000-3285-120	Trns to Capital Improvement	116,138.00	56,000.00	104,171.34	56,000.00	314,052.00
Total Police Department Other Uses		**$ 118,079.00**	**$ 57,977.00**	**$ 104,171.34**	**$ 57,977.00**	**$ 318,252.00**
EXCESS (SHORTFALL) OF REVENUES OVER EXPENSES		(1,256,529.04)	(1,412,265.51)	(1,136,479.73)	(1,114,025.32)	(1,874,974.00)

Police	
Health Insurance Rate	7,552.68
Work Comp Rate	4.38%
Retirement Rate	7.70%

Payroll Detail

FTE	#	FY2022	FY2023 Budgeted	Availability Allowance	Social Security	Retirement	Insurance	Work Comp	Total Salary & Benefits
Baird, Jason	1	69,680.00	$ 73,164.00		5,598.00	5,634.00	7,553.00	3,205.00	**$ 95,154.00**
Sharp, Robert	1	59,304.96	$ 62,270.21		4,764.00	4,795.00	7,553.00	2,728.00	**$ 82,110.21**
Whitehead, Michael	1	59,304.96	$ 62,270.21	360	4,764.00	4,795.00	7,553.00	2,728.00	**$ 82,470.21**
Schlessman, Rustin	1	51,247.82	$ 53,810.21	360	4,117.00	4,144.00	7,553.00	2,357.00	**$ 72,341.21**
Cooper, Caleb	1	42,528.72	$ 46,073.66	360	3,525.00	3,548.00	7,553.00	2,019.00	**$ 63,078.66**
Beshears, Brandon	1	49,846.94	$ 53,810.48	360	4,117.00	4,144.00	7,553.00	2,357.00	**$ 72,341.48**
Howe, Rodney	1	49,846.94	$ 52,339.29	360	4,004.00	4,031.00	7,553.00	2,293.00	**$ 70,580.29**
Houghton, Joshua	1	49,846.94	$ 53,810.48	360	4,117.00	4,144.00	7,553.00	2,357.00	**$ 72,341.48**
Buckner, Joshua	1	45,864.26	$ 48,158.29	360	3,685.00	3,709.00	7,553.00	2,110.00	**$ 65,575.29**
Hackworth, Connor	1	42,528.72	$ 44,655.16		3,417.00	3,439.00	7,553.00	1,956.00	**$ 61,020.16**
Graham, Zach	1	40,652.56	$ 44,654.40		3,417.00	3,439.00	7,553.00	1,956.00	**$ 61,019.40**
Kuhlman, Drey	1	40,652.56	$ 44,654.40	360	3,417.00	3,439.00	7,553.00	1,956.00	**$ 61,379.40**
Cook, James	1	47,712.08	$ 50,566.15		3,869.00	3,894.00	7,553.00	2,215.00	**$ 68,097.15**
Humphries, Johnny	1	45,864.26	$ 48,158.29		3,685.00	3,709.00	7,553.00	2,110.00	**$ 65,215.29**
Brumfield, Keith	1	45,864.26	$ 48,158.29	360	3,685.00	3,709.00	7,553.00	2,110.00	**$ 65,575.29**
Honeyfield, Dustin	1	45,865.04	$ 48,158.29		3,685.00	3,709.00	7,553.00	2,110.00	**$ 65,215.29**
Hall, Donna	1	43,879.42	$ 46,073.66	360	3,525.00	3,548.00	7,553.00	2,019.00	**$ 63,078.66**
Worster, Adam	1	45,865.04	$ 48,158.29		3,685.00	3,709.00	7,553.00	2,110.00	**$ 65,215.29**
Drake, Curt	1	43,879.42	$ 48,158.29	360	3,685.00	3,709.00	7,553.00	2,110.00	**$ 65,575.29**
Kimmel, Rachel	1	43,654.26	$ 45,836.97		3,507.00	3,530.00	7,553.00	2,008.00	**$ 62,434.97**
Scheppert, Shadrack	1	40,652.56	$ 44,654.40		3,417.00	3,439.00	7,553.00	1,956.00	**$ 61,019.40**
Moudy, Nathaniel	1	43,879.42	$ 48,158.29	360	3,685.00	3,709.00	7,553.00	2,110.00	**$ 65,575.29**
Mallory, Mari	1	41,402.40	$ 43,472.52		3,326.00	3,348.00	7,553.00	1,905.00	**$ 59,604.52**
Cook, Chevelle	1	32,600.62	$ 42,685.19		3,266.00	3,287.00	7,553.00	1,870.00	**$ 58,661.19**
Taylor, Draven	1	32,600.62	$ 42,685.19		3,266.00	3,287.00	7,553.00	1,870.00	**$ 58,661.19**
Whitehill, Dustin	1	43,879.68	$ 46,073.66		3,525.00	3,548.00	7,553.00	2,019.00	**$ 62,718.66**
Dulany, Brian	1	43,879.68	$ 46,073.66		3,525.00	3,548.00	7,553.00	2,019.00	**$ 62,718.66**
Tomlinson, Jordan	1	49,847.20	$ 52,339.56		4,004.00	4,031.00	7,553.00	2,293.00	**$ 70,220.56**
Sweet, Zaccary	1	42,528.72	$ 46,073.66		3,525.00	3,548.00	7,553.00	2,019.00	**$ 62,718.66**
	29.00	$ 1,335,160.06	1,435,155.18	4,320.00	109,807.00	110,523.00	219,037.00	62,875.00	**$ 1,941,717.18**

	Current Estimated	Proposed
Overtime	86,339.16	93,000.00
Part Time & Seasonal	7,245.30	10,224.00
Total Salaries	1,428,744.52	1,538,379.18

Police Revenues		Department Request Amount	Justification & Supporting Information
100-120-4080-122	Animal Licenses	500.00	
100-120-4130-120	Sanitation Enforcement	85,000.00	
100-120-4201-120	CARES Act		
100-120-4200-120	Grant Revenue		
100-120-4205-120	MIRMA Grant		
100-120-4600-120	Court Fines	250,000.00	Lowered by $25,000 due to manpower issues.- changed to remain same @250.
100-120-4610-120	Police Training Fees	2,000.00	
100-120-4620-120	C. Victim's Compensation	400.00	
100-120-4630-120	Recoupment Jail Fees	-	
100-120-4640-120	Recoupment Arrest Fees	6,000.00	
100-120-4760-120	Insurance Proceeds		
100-120-4800-120	Law Enforcement Miscellaneous	2,160.00	NCSO Tower rental
100-120-4810-120	School Resource Ofcr	109,581.00	One P3 SRO@100%, One P2 SRO at 75%
100-120-4810-121	School Resource Ofcr Crowder	127,711.00	One P3 SSO @ 100%, One P2 SSO at 100%
100-120-4820-120	Police Sale of Property		No Sale of property.
100-120-4840-120	Security Detail Reimburse	4,000.00	
		587,352.00	

Police Expenditures		Amount	Justification & Supporting Information
100-120-5010-120	Police Dept Salaries	1,435,156.00	
100-120-5020-120	Police Dept Overtime	93,000.00	Raised due to Current prediction of 2022 usage
100-120-5030-120	Police Dept Part Time	10,224.00	
100-120-5070-120	Availability Allowance	4,320.00	
100-120-5170-120	Police Dept Social Security	117,687.00	
100-120-5180-120	Police Dept Retirement	117,669.00	
100-120-5190-120	Police Dept Health Insurance	219,028.00	
100-120-5210-120	Police Dept Workers Comp.	67,382.00	

100-120-5260-120	Police Dept Prof. Services	47,591.00	Pest Control $480, ATT Connection cards $8413, FileOnQ $1,238, Physicals $500, Global Maintenance $3519, Marmic Fire inspection & Maintenance $800, Notary renewal $400, MULES Circuit charge $540, Copier Maintenance $1200, Alarm monitoring $265, Annual Maintenance Service $104, Stronghold storage for server $1000, Stronghold $17544, Superion $5000, Mowing for Codes $1000, Radar Certification $800, Idemia (Fingerprint scanners) $350, Recorder of Deeds $100, Psych Exams $200
100-120-5300-120	Police Dept Insurance & Bonds	10,426.00	Property Ins Incl 6%
100-120-5320-120	Police Dept Facility Maint.	7,000.00	
100-120-5330-120	Police Dept Equipment Maint	30,000.00	
100-120-5360-120	Police Dept Member/Train/Trvl	20,300.00	SW MO Cyber Crime Task Force Membership $100, MO Police Chief Association memberships $200, Various training
100-120-5363-120	TSMCS Account	2,000.00	
100-120-5380-120	Police Dept Uniforms	19,000.00	4,200 LLEBG Grant
100-120-5420-120	Police Care of Prisoners	40,000.00	Increased due to jail fee increase (Average $1880.00 per month)
100-120-5500-120	Investigation Account		
100-120-5530-120	Police Dept Fuels/Lubricants	70,000.00	Increased due to current state of gas prices
100-120-5540-120	Police Dept Chemicals	250.00	
100-120-5590-120	Police Dept General Supplies	11,000.00	
100-120-5590-122	ACO General Supplies	15,000.00	
100-120-5700-120	Police Dept Comp., Software	13,315.00	2 Adobe License renewal $204 ea., Synology for Body Cams $549, Firewall $195.59, Office 365 $6,888.25, Cyber Software $5,273.81
100-120-6190-120	COVID Expenditures	-	
100-120-6300-120	Police Dept Electricity	12,497.00	7.38% over actual FY21 -due to increase from recent rate case
100-120-6310-120	Police Dept Heating Fuels	-	No Heating Fuels used
100-120-6350-120	Police Dept Phones	14,400.00	
100-120-6380-120	Lease Purchase Payments	55,453.00	Radio Payment (5 of 5)
100-120-6390-120	Police Dept Minor Equipment	8,546.00	29 Red Dot Vortex Sparc sights with mounts $4350.00, 27 Stinger "2020" flashlights and Belt holders $4196
100-120-5361-120	Police Academy Training	17,000.00	Tuition $7,000 books and fees $1,500 each - for 2 cadets
		2,458,244.00	

Police Other Sources		Amount	Justification & Supporting Information
100-000-3305-120	Trns from Public Safety Fund	314,170.00	Radio Payment (5 of 5)29 Red Dot Vortex Sparc sights with mounts $4350.00, 27 Stinger "2020" flashlights and Belt holders $4196Patrol Cars 2 Dodge Charger $60,000 Radio Towers 50% split with Fire $201,317, DJI Matrice 30T Drone $15,665, Balance Computers $37,069.90

Police Other Uses		Amount	Justification & Supporting Information
100-000-3224-000	Transfer to Police Grants	4,200.00	
100-000-3285-120	Trns to Capital Improvement	314,052.00	Patrol Cars 2 Dodge Charger $60,000 Radio Towers 50% split with Fire $201,317, DJI Matrice 30T Drone $15,665, Balance Computers $37,069.90

Police Grant

Account	Account Name	FY2021 Actual	FY2022 Budget	As of 7/31/2022 Actual	Estimated FY2022 Actual	Proposed FY2023 Budget
Police Grant Revenues						
120-128-4240-120	DWI Grant Revenue	4,481.34	4,725.00	-	4,725.00	-
120-129-4230-120	HMV Grant Revenue	7,212.29	4,400.00	390.27	4,400.00	-
120-131-4220-120	Justice Dept Vest Grant	1,941.00	1,977.00	-	1,977.00	4,200.00
120-131-4250-120	LLEBG Grant Revenue	-	10,000.00	9,130.00	10,000.00	10,000.00
Total Police Grant Revenues		**$ 13,634.63**	**$ 21,102.00**	**$ 9,520.27**	**$ 21,102.00**	**$ 14,200.00**
Police Grant Expenditures						
120-128-5020-120	DWI Overtime	4,481.34	4,725.00	-	4,725.00	-
120-128-5590-120	DWI Grant General Supplies	-	-	-	-	-
120-129-5020-120	HMV Overtime	3,062.29	2,900.00	390.27	2,900.00	-
120-129-5360-120	HMV Grant Training	1,500.00	1,500.00	-	1,500.00	-
120-129-5590-120	HMV Grant General Supplies	2,650.00	-	-	-	-
120-131-5380-120	Police Dept Uniforms-Vests	4,650.99	3,954.00	3,853.02	3,954.00	8,400.00
120-131-5790-120	LLEBG-Law Enf Safety Prog	-	10,000.00	-	10,000.00	10,000.00
Total Police Grant Expenditures		**$ 16,344.62**	**$ 23,079.00**	**$ 4,243.29**	**$ 23,079.00**	**$ 18,400.00**
Police Grant Other Sources						
120-000-3324-000	Transfer from Police Dept	1,941.00	181,977.00	-	181,977.00	4,200.00
Total Police Grant Other Sources		**$ 1,941.00**	**$ 181,977.00**	**$ -**	**$ 181,977.00**	**$ 4,200.00**
Police Grant Other Uses						
Total Police Grant Other Uses		**$ -**	**$ -**	**$ -**	**$ -**	**$ -**
Change in Fund Balance		(768.99)	180,000.00	5,276.98	180,000.00	-
Police Grant Beginning Fund Balance"October 1"		**$ 1,412.41**	**$ 643.42**	**$ 643.42**	**$ 643.42**	**$ 180,643.42**
Total Police Grant Funding Sources		**$ 16,988.04**	**$ 203,722.42**	**$ 10,163.69**	**$ 203,722.42**	**$ 199,043.42**
Total Police Grant Funding Uses		**$ 16,344.62**	**$ 23,079.00**	**$ 4,243.29**	**$ 23,079.00**	**$ 18,400.00**
Police Grant Beginning Fund Balance"September 30"		**$ 643.42**	**$ 180,643.42**	**$ 5,920.40**	**$ 180,643.42**	**$ 180,643.42**

Police Grant

		Department Request	
Police Grant Revenues		Amount	Justification & Supporting Information
120-128-4240-120	DWI Grant Revenue		Did not apply for this year at officer's request, down too many positions
120-129-4230-120	HMV Grant Revenue		Did not apply for this year at officer's request, down too many positions
120-131-4220-120	Justice Dept Vest Grant	4,200.00	
120-131-4250-120	LLEBG Grant Revenue	10,000.00	
		14,200.00	

Police Grant Expenditures		Amount	Justification & Supporting Information
120-128-5020-120	DWI Overtime		
120-128-5590-120	DWI Grant General Supplies		
120-129-5020-120	HMV Overtime		
120-129-5360-120	HMV Grant Training		
120-129-5590-120	HMV Grant General Supplies		
120-131-5380-120	Police Dept Uniforms-Vests	8,400.00	8 Officers 50% match for a total of $8400.00
120-131-5790-120	LLEBG-Law Enf Safety Prog	10,000.00	Has not been awarded the last two years.
		18,400.00	

Police Grant Other Sources		Amount	Justification & Supporting Information
120-000-3324-000	Transfer from Police Dept	4,200.00	

Police Grant Other Uses	Amount	Justification & Supporting Information

Municipal Court

Vickie Smith
Municipal Court Clerk
vsmith@neoshomo.org

The Municipal Court is authorized by the Missouri Constitution and is a part of the Circuit Court. The Court's function is to adjudicate legal disputes between parties and carry out the administration of justice in accordance with the rule of law. The Court's role is to determine disputes in the form of cases which are brought before the judge. The court provides defendants with a fair and impartial trial on any alleged violation of a city ordinance. These include, but are not limited to traffic enforcement, peace disturbance, shoplifting, assaults, drug/paraphernalia charges, code violations and animal charges. The Municipal Court is open to the public for any and all court hearings.

Revenues Category	FY2021 Actual	FY2022 Adopted Budget	FY2022 Current YTD Actuals	FY2023 Proposed Budget
Taxes	-	-	-	-
Intergovernmental	-	-	-	-
Licenses & Permits	-	-	-	-
Charges for Services	-	-	-	-
Fines & Forefeitures	13,674.35	16,300.00	14,993.09	17,200.00
Miscellaneous	-	-	-	-
Other Sources	-	-	-	-
	-	-	-	-
	0	0	0	0
Total	**13,674.35**	**16,300.00**	**14,993.09**	**17,200.00**
	$ -	$ -	$ -	$ -

Expense Category	FY2021 Actual	FY2022 Adopted Budget	FY2022 Current YTD Actuals	FY2023 Proposed Budget
Salaries, Benefits, & Support	119,118.75	136,045.00	106,923.28	146,044.00
Supplies & Materials	1,873.33	2,700.00	1,439.47	2,600.00
Maintenance & Repair	-	250.00	-	1,000.00
Contractual Services	1,917.20	4,000.00	2,571.93	4,000.00
Utilities	1,200.00	1,200.00	1,000.00	1,200.00
Other Expenses	2,252.31	408.63	238.63	1,454.00
Capital	-	-	-	-
Other Uses	-	-	-	-
Debt Service	0	0	0	0
Total	**126,361.59**	**144,603.63**	**112,173.31**	**156,298.00**
	$ -	$ (2,000.00)	$ (1,969.50)	$ (3,600.00)

Highlights - Variances of 10% (FY2022 Projected/FY2023)

Increases:

Equip. Maint. - Increase $750 based on current need

Comp./Software- Increase $1,000 Office and Cyber Security

Decreases:

Staffing Levels	FY2021 Actual	FY2022 Adopted Budget	FY2022 Current Budget	FY2023 Proposed Budget
Municipal Court Clerk	1	1	1	1
Deputy Court Clerk	1	1	1	1
Municipal Judge	1	1	1	1
DEPARTMENT TOTAL	**3**	**3**	**3**	**3**

Municipal Court

Account	Account Name	FY2021 Actual	FY2022 Budget	As of 7/31/2022 Actual	Estimated FY2022 Actual	Proposed FY2023 Budget
Municipal Court Revenues						
100-125-4590-125	Court Costs	13,158.02	15,000.00	13,785.38	16,542.46	16,000.00
100-125-4611-125	Court Clerk Training Fees	516.33	1,300.00	1,207.71	1,449.25	1,200.00
Total Municipal Court Revenues		**$ 13,674.35**	**$ 16,300.00**	**$ 14,993.09**	**$ 17,991.71**	**$ 17,200.00**
Municipal Court Expenditures						
100-125-5010-125	Municipal Court Salaries	84,830.78	93,842.00	75,952.81	91,143.37	101,556.00
100-125-5020-125	Municipal Court Overtime	2,208.23	1,800.00	1,473.79	1,768.55	1,800.00
100-125-5170-125	Municipal Court Social Secur.	5,430.80	7,317.00	5,136.02	6,163.22	7,907.00
100-125-5180-125	Municipal Court Retirement	2,266.22	4,017.00	2,798.66	3,358.39	5,375.00
100-125-5190-125	Municipal Court Health Ins.	19,431.06	22,659.00	16,310.56	19,572.67	22,659.00
100-125-5210-125	Municipal Court Workers Comp.	3,949.99	4,190.00	3,025.68	3,630.82	4,527.00
100-125-5260-125	Municipal Court Prof. Services	1,917.20	3,000.00	2,571.93	3,086.32	3,000.00
100-125-5261-125	Court Appointed Expenses	-	1,000.00	-	-	1,000.00
100-125-5263-125	Domestic Violence Expense	-	2,000.00	1,969.50	2,363.40	3,600.00
100-125-5330-125	Municipal Court Equip. Maint.	-	250.00	-	-	1,000.00
100-125-5360-125	Municipal Court Mem/Train/Trvl	1,001.67	2,220.00	2,225.76	2,670.91	2,220.00
100-125-5590-125	Municipal Court Gen Supplies	1,873.33	2,700.00	1,439.47	1,727.36	2,600.00
100-125-5700-125	Municipal Court Comp., Softwre	2,252.31	408.63	238.63	238.63	1,454.00
100-125-6350-125	Municipal Court Phones	1,200.00	1,200.00	1,000.00	1,200.00	1,200.00
Total Municipal Court Expenditures		**$ 126,361.59**	**$ 146,603.63**	**$ 114,142.81**	**$ 136,923.65**	**$ 159,898.00**
Municipal Court Other Sources						
Total Municipal Court Other Sources		**$ -**	**$ -**	**$ -**	**$ -**	**$ -**
Municipal Court Other Uses						
Total Municipal Court Other Uses		**$ -**	**$ -**	**$ -**	**$ -**	**$ -**
EXCESS (SHORTFALL) OF REVENUES OVER EXPENSES		(112,687.24)	(130,303.63)	(99,149.72)	(118,931.94)	(142,698.00)

Municipal Court	
Health Insurance Rate	7,552.68
Work Comp Rate	4.38%
Retirement Rate	5.20%

Payroll Detail

FTE	#	FY2022	FY2023 Budgeted	Availability Allowance	Social Security	Retirement	Insurance	Work Comp	Total Salary & Benefits
Smith, Vickie	1	41,600.00	$ 43,680.00		3,342.00	2,272.00	7,553.00	1,914.00	**$ 58,761.00**
Reding, Donna	1	28,080.00	$ 31,668.00		2,423.00	1,647.00	7,553.00	1,388.00	**$ 44,679.00**
Cooper, Duane	1	24,119.68	$ 26,208.00		2,005.00	1,363.00	7,553.00	1,148.00	**$ 38,277.00**
	3.00	93,799.68	101,556.00	-	7,770.00	5,282.00	22,659.00	4,450.00	**$ 141,717.00**

Overtime	1,768.55	1,800.00
Part Time & Seasonal		
Total Salaries	95,568.23	103,356.00

Municipal Court Revenues		Department Request Amount	Justification & Supporting Information
100-125-4590-125	Court Costs	16,000.00	5 Year Historical
100-125-4611-125	Court Clerk Training Fees	1,200.00	5 Year Historical
		17,200.00	

Municipal Court Expenditures		Amount	Justification & Supporting Information
100-125-5010-125	Municipal Court Salaries	101,556.00	Minimum Wage increase
100-125-5020-125	Municipal Court Overtime	1,800.00	
100-125-5170-125	Municipal Court Social Secur.	7,907.00	
100-125-5180-125	Municipal Court Retirement	5,375.00	
100-125-5190-125	Municipal Court Health Ins.	22,659.00	
100-125-5210-125	Municipal Court Workers Comp.	4,527.00	
100-125-5260-125	Municipal Court Prof. Services	3,000.00	Stronghold $1550, Copier Maintenance $800, Interpreters $500
100-125-5261-125	Court Appointed Expenses	1,000.00	
100-125-5263-125	Domestic Violence Expense	3,600.00	
100-125-5330-125	Municipal Court Equip. Maint.	1,000.00	
100-125-5360-125	Municipal Court Mem/Train/Trvl	2,220.00	MACA memberships $120, 2 Judge membership and conference $600, Clerk conference $300, conference travel and hotel $1200 for both
100-125-5590-125	Municipal Court Gen Supplies	2,600.00	Postage $1,100, Forms $,1500
100-125-5700-125	Municipal Court Comp., Softwre	1,454.00	Firewall $195.59, Office 365 $712.58, Cyber software $545.57
100-125-6350-125	Municipal Court Phones	1,200.00	
		159,898.00	

Municipal Court Other Sources	Amount	Justification & Supporting Information

Municipal Court Other Uses	Amount	Justification & Supporting Information

Information Technology

Richard Leavens
Development Services Director
rleavens@neoshomo.org

The Information Technology Department oversees the City's use of existing and emerging technologies in government operations, and its delivery of services to the public. The City has one FTE plus contracts with a third party.

Revenue Category	FY2021 Actual	FY2022 Adopted Budget	FY2022 Current YTD Actuals	FY2023 Proposed Budget
Taxes	-	-	-	-
Intergovernmental	-	-	-	-
Licenses & Permits	-	-	-	-
Charges for Services	-	-	-	-
Fines & Forefeitures	-	-	-	-
Miscellaneous	56.00	-	-	-
Other Sources	-	-	-	-
	-	-	-	-
	0	0	0	0
Total	**56.00**	**-**	**-**	**-**
	$ -	$ -	$ -	$ -

Expense Category	FY2021 Actual	FY2022 Adopted Budget	FY2022 Current YTD Actuals	FY2023 Proposed Budget
Salaries, Benefits, & Support	41,217.29	44,848.00	37,493.42	46,927.00
Supplies & Materials	101.16	200.00	145.98	260.00
Maintenance & Repair	-	-	-	-
Contractual Services	36,249.43	57,000.00	32,310.38	48,410.00
Utilities	-	-	-	-
Other Expenses	5,742.70	3,208.65	6,518.65	980.00
Capital	-	-	-	-
Other Uses	-	-	-	-
Debt Service	0	0	0	0
Total	**83,310.58**	**105,256.65**	**76,468.43**	**96,577.00**
	$ -	$ -	$ 0.00	$ -

Highlights - Variances of 10% (FY2022 Projected/FY2023)
Increases:

Decreases:
Professional Services- Decrease based on current need
Computers/ Software- Decrease based on current need

Staffing Levels	FY2021 Actual	FY2022 Adopted Budget	FY2022 Current Budget	FY2023 Proposed Budget
IT Technician	1	1	1	1
DEPARTMENT TOTAL	**1**	**1**	**1**	**1**

Information Technology

Account	Account Name	FY2021 Actual	FY2022 Budget	As of 7/31/2022 Actual	Estimated FY2022 Actual	Proposed FY2023 Budget
Information Technology Revenues						
100-141-4820-141	Sale of IT Property	56.00	-	-	-	-
Total Information Technology Revenues		**$ 56.00**	**$ -**	**$ -**	**$ -**	**$ -**
Information Technology Expenditures						
100-141-5010-141	IT Salaries	28,903.00	30,285.00	25,505.48	30,606.58	31,800.00
100-141-5020-141	IT Overtime	217.00	200.00	171.08	205.30	200.00
100-141-5070-141	Availability Allowance	360.00	360.00	300.00	360.00	360.00
100-141-5170-141	IT Social Security	2,225.52	2,333.00	1,962.53	2,355.04	2,448.00
100-141-5180-141	IT Retirement	950.17	1,281.00	1,090.99	1,309.19	1,664.00
100-141-5190-141	IT Health Insurance	7,065.84	7,553.00	5,999.40	7,199.28	7,553.00
100-141-5210-141	IT Workers Compensation	1,337.76	1,336.00	963.94	1,156.73	1,402.00
100-141-5260-141	IT Professional Services	36,249.43	57,000.00	32,310.38	38,772.46	48,410.00
100-141-5360-141	IT Membership/Training/Travel	158.00	1,500.00	1,500.00	1,500.00	1,500.00
100-141-5590-141	IT General Supplies	101.16	200.00	145.98	175.18	260.00
100-141-5700-141	IT Computers, Software, Etc.	5,742.70	3,208.65	6,518.65	6,518.65	980.00
100-141-5790-141	IT Capital Purchase	-	-	-	-	-
Total Information Technology Expenditures		**$ 83,310.58**	**$ 105,256.65**	**$ 76,468.43**	**$ 90,158.39**	**$ 96,577.00**
Information Technology Other Sources						
Total Information Technology Other Sources		**$ -**	**$ -**	**$ -**	**$ -**	**$ -**
Information Technology Other Uses						
0	0					-
Total Information Technology Other Uses		**$ -**	**$ -**	**$ -**	**$ -**	**$ -**
EXCESS (SHORTFALL) OF REVENUES OVER EXPENSES		(83,254.58)	(105,256.65)	(76,468.43)	(90,158.39)	(96,577.00)

Information Technology	
Health Insurance Rate	7,552.68
Work Comp Rate	4.38%
Retirement Rate	5.20%

Payroll Detail

FTE	#	FY2022	FY2023 Budgeted	Availability Allowance	Social Security	Retirement	Insurance	Work Comp	Total Salary & Benefits
Moody, George	1	30,284.80	$ 31,799.04	360	2,433.00	1,654.00	7,553.00	1,393.00	**$ 45,192.04**
	0		$ -						
	1.00	30,284.80	31,799.04	360.00	2,433.00	1,654.00	7,553.00	1,393.00	**45,192.04**

Overtime	205.30	200.00
Part Time & Seasonal		
Total Salaries	30,490.10	31,999.04

Information Technology Revenues		Department Request Amount	Justification & Supporting Information
100-141-4820-141	Sale of IT Property		
		-	

Information Technology Expenditures		Amount	Justification & Supporting Information
100-141-5010-141	IT Salaries	31,800.00	
100-141-5020-141	IT Overtime	200.00	
100-141-5070-141	Availability Allowance	360.00	
100-141-5170-141	IT Social Security	2,448.00	
100-141-5180-141	IT Retirement	1,664.00	
100-141-5190-141	IT Health Insurance	7,553.00	
100-141-5210-141	IT Workers Compensation	1,402.00	
100-141-5260-141	IT Professional Services	48,410.00	Stronghold $43,176, CivicEngage $4,500, Vspere-$200, SSL Certificate-$192, Zoom $149.9, Domain $15.19, Vmware $176.75
100-141-5360-141	IT Membership/Training/Travel	1,500.00	
100-141-5590-141	IT General Supplies	260.00	for backup batteries
100-141-5700-141	IT Computers, Software, Etc.	980.00	Second monitor for more room and adobe acrobat for editing pdfs when needed, firewall $195.59, Office 365 $237.53, Cyber Software $181.86
		96,577.00	

Information Technology Other Sources	Amount	Justification & Supporting Information

Information Technology Other Uses	Amount	Justification & Supporting Information

Fleet Maintenance

Nate Siler
Public Works Director
Nsiler@neoshomo.org

Fleet Maintenance is responsible for over 150 vehicles and equipment from every department throughout the City. Services range from oil changes, brakes, and major replacement and repairs.

Revenue Category	FY2021 Actual	FY2022 Adopted Budget	FY2022 Current YTD Actuals	FY2023 Proposed Budget
Taxes	-	-	-	-
Intergovernmental	-	-	-	-
Licenses & Permits	-	-	-	-
Charges for Services	-	-	-	-
Fines & Forefeitures	-	-	-	-
Miscellaneous	-	-	-	-
Other Sources	-	-	-	-
	-	-	-	-
	0	0	0	0
Total	-	-	-	-
	$ -	$ -	$ -	$ -

Expense Category	FY2021 Actual	FY2022 Adopted Budget	FY2022 Current YTD Actuals	FY2023 Proposed Budget
Salaries, Benefits, & Support	-	-	-	-
Supplies & Materials	685.82	2,000.00	452.48	2,000.00
Maintenance & Repair	-	-	-	-
Contractual Services	-	-	-	-
Utilities	-	-	-	-
Other Expenses	4,926.06	6,000.00	4,990.39	6,000.00
Capital	-	-	-	-
Other Uses	-	-	-	-
Debt Service	0	0	0	0
Total	**5,611.88**	**8,000.00**	**5,442.87**	**8,000.00**
	$ -	$ -	$ -	$ -

Highlights - Variances of 10% (FY2022 Projected/FY2023)

Increases:

Decreases:

Staffing Levels	FY2021 Actual	FY2022 Adopted Budget	FY2022 Current Budget	FY2023 Proposed Budget
Mechanic	1	0	0	0
*Mechanic was moved to public works in FY21				
DEPARTMENT TOTAL	**1**	**0**	**0**	**0**

Fleet Maintenance

Account	Account Name	FY2021 Actual	FY2022 Budget	As of 7/31/2022 Actual	Estimated FY2022 Actual	Proposed FY2023 Budget
Fleet Maintenance Revenues						
100-143-4820-143	Fleet Maintenance Sale of Property	-	-	-	-	-
Total Fleet Maintenance Revenues		**$ -**	**$ -**	**$ -**	**$ -**	**$ -**
Fleet Maintenance Expenditures						
100-143-5010-143	Fleet Mtce Salaries	-	-	-	-	-
100-143-5020-143	Fleet Mtce Overtime	-	-	-	-	-
100-143-5070-143	Availability Allowance	-	-	-	-	-
100-143-5170-143	Fleet Mtce Social Security	-	-	-	-	-
100-143-5180-143	Fleet Mtce Retirement	-	-	-	-	-
100-143-5190-143	Fleet Mtce Health Insurance	-	-	-	-	-
100-143-5210-143	Fleet Mtce Workers Comp.	-	-	-	-	-
100-143-5380-143	Fleet Mtce Uniforms	-	-	-	-	-
100-143-5530-143	Fleet Mtce Fuels	3,044.46	3,000.00	4,047.71	4,857.25	3,000.00
100-143-5590-143	Fleet Maint. General Supplies	685.82	2,000.00	452.48	542.98	2,000.00
100-143-6390-143	Fleet Mtce Minor Equipment	1,881.60	3,000.00	942.68	1,131.22	3,000.00
Total Fleet Maintenance Expenditures		**$ 5,611.88**	**$ 8,000.00**	**$ 5,442.87**	**$ 6,531.44**	**$ 8,000.00**
Fleet Maintenance Other Sources						
						-
Total Fleet Maintenance Other Sources		**$ -**	**$ -**	**$ -**	**$ -**	**$ -**
Fleet Maintenance Other Uses						
Total Fleet Maintenance Other Uses		**$ -**	**$ -**	**$ -**	**$ -**	**$ -**
EXCESS (SHORTFALL) OF REVENUES OVER EXPENSES		(5,611.88)	(8,000.00)	(5,442.87)	(6,531.44)	(8,000.00)

Fleet Maintenance

		Department Request	
Fleet Maintenance Revenues		Amount	Justification & Supporting Information
100-143-4820-143	Fleet Maintenance Sale of Property		
		-	

Fleet Maintenance Expenditures		Amount	Justification & Supporting Information
100-143-5010-143	Fleet Mtce Salaries	-	
100-143-5020-143	Fleet Mtce Overtime	-	
100-143-5070-143	Availability Allowance	-	
100-143-5170-143	Fleet Mtce Social Security	-	
100-143-5180-143	Fleet Mtce Retirement	-	
100-143-5190-143	Fleet Mtce Health Insurance	-	
100-143-5210-143	Fleet Mtce Workers Comp.	-	
100-143-5380-143	Fleet Mtce Uniforms		
100-143-5530-143	Fleet Mtce Fuels	3,000.00	kept same
100-143-5590-143	Fleet Maint. General Supplies	2,000.00	kept same
100-143-6390-143	Fleet Mtce Minor Equipment	3,000.00	kept same
		8,000.00	

Fleet Maintenance Other Sources	Amount	Justification & Supporting Information

Fleet Maintenance Other Uses	Amount	Justification & Supporting Information

Emergency Management

Aaron Houk
Fire Chief
ahouk@neoshomo.org

The Department of Emergency Management serves to provide the citizens of Neosho with an appropriate response during an emergency situation in order to maintain the public safety and well-being of Neosho and its citizens. Emergency Management is funded by a 1/2 of 1% Public Safety Tax

Revenue Category	FY2021 Actual	FY2022 Adopted Budget	FY2022 Current YTD Actuals	FY2023 Proposed Budget
Taxes	-	-	-	-
Intergovernmental	-	-	-	-
Licenses & Permits	-	-	-	-
Charges for Services	-	-	-	-
Fines & Forefeitures	-	-	-	-
Miscellaneous	-	-	-	-
Other Sources	17,340.95	19,024.00	16,821.63	18,696.00
	-	-	-	-
	0	0	0	0
Total	**17,340.95**	**19,024.00**	**16,821.63**	**18,696.00**
	$ -	$ -	$ -	$ -

Expense Category	FY2021 Actual	FY2022 Adopted Budget	FY2022 Current YTD Actuals	FY2023 Proposed Budget
Salaries, Benefits, & Support	-	-	-	-
Supplies & Materials	-	-	-	-
Maintenance & Repair	-	500.00	-	-
Contractual Services	14,958.05	15,524.00	14,649.77	15,624.00
Utilities	2,860.08	3,000.00	2,171.86	3,072.00
Other Expenses	-	-	-	-
Capital	-	-	-	-
Other Uses	-	-	-	-
Debt Service	0	0	0	0
Total	**17,818.13**	**19,024.00**	**16,821.63**	**18,696.00**
	$ -	$ -	$ -	$ -

Highlights - Variances of 10% (FY2022 Projected/FY2023)

Increases:

Decreases:

Staffing Levels	FY2021 Actual	FY2022 Adopted Budget	FY2022 Current Budget	FY2023 Proposed Budget
No FTE	0	0	0	0
DEPARTMENT TOTAL	**0**	**0**	**0**	**0**

Emergency Management

Account	Account Name	FY2021 Actual	FY2022 Budget	As of 7/31/2022 Actual	Estimated FY2022 Actual	Proposed FY2023 Budget
Emergency Management Revenues						
Total Emergency Management Revenues		**$ -**	**$ -**	**$ -**	**$ -**	**$ -**
Emergency Management Expenditures						
100-144-5260-144	Emergency Mgmt Prof. Services	11,851.20	12,224.00	12,223.20	12,223.20	12,324.00
100-144-5300-144	Emergency Mgmt Ins. & Bonds	3,106.85	3,300.00	2,426.57	2,730.00	3,300.00
100-144-5330-144	Emergency Mgmt Equip. Mtce	-	500.00	-	-	-
100-144-6300-144	Emergency Mgmt Electricity	2,860.08	3,000.00	2,171.86	2,606.23	3,072.00
Total Emergency Management Expenditures		**$ 17,818.13**	**$ 19,024.00**	**$ 16,821.63**	**$ 17,559.43**	**$ 18,696.00**
Emergency Management Other Sources						
100-000-3305-144	Trns from Public Safety Fund	17,340.95	19,024.00	16,821.63	19,024.00	18,696.00
Total Emergency Management Other Sources		**$ 17,340.95**	**$ 19,024.00**	**$ 16,821.63**	**$ 19,024.00**	**$ 18,696.00**
Emergency Management Other Uses						
Total Emergency Management Other Uses		**$ -**	**$ -**	**$ -**	**$ -**	**$ -**
EXCESS (SHORTFALL) OF REVENUES OVER EXPENSES		(477.18)	-	-	1,464.57	-

Emergency Management

		Department Request	
Emergency Management Revenues		Amount	Justification & Supporting Information
		-	

Emergency Management Expenditures		Amount	Justification & Supporting Information
100-144-5260-144	Emergency Mgmt Prof. Services	12,324.00	Increased / Blue Valley Storm Siren Maintenance Agreement
100-144-5300-144	Emergency Mgmt Ins. & Bonds	3,300.00	
100-144-5330-144	Emergency Mgmt Equip. Mtce		
100-144-5360-144	Emergency Mgmt Memb/Train/Trvl		
100-144-6300-144	Emergency Mgmt Electricity	3,072.00	7.38% over actual FY21 -due to increase from recent rate case
		18,696.00	

Emergency Management Other Sources		Amount	Justification & Supporting Information
100-000-3305-144	Trns from Public Safety Fund	18,696.00	

Emergency Management Other Uses	Amount	Justification & Supporting Information

Human Resources

Krysti Muhic
Human Resource Director
Kmuhic@neoshomo.org

The HR office handles the administration of all HR functions including recruitment, testing, selection, compensation & benefits, workers' compensation as well as employee counseling & employee relations. The Director supervises front desk personnel and associated duties to ensure citizens issues are handled appropriately. The Director answers incoming phone calls as well as assisting citizens visiting city hall. The Director inputs payroll changes and additions into Springbrook payroll system and also administers any online banking needs for the finance department.

Revenue Category	FY2021 Actual	FY2022 Adopted Budget	FY2022 Current YTD Actuals	FY2023 Proposed Budget
Taxes	-	-	-	-
Intergovernmental	-	-	-	-
Licenses & Permits	-	-	-	-
Charges for Services	-	-	-	-
Fines & Forefeitures	-	-	-	-
Miscellaneous	-	-	-	-
Other Sources	-	-	-	-
	-	-	-	-
	0	0	0	0
Total	**-**	**-**	**-**	**-**
	$ -	$ -	$ -	$ -

Expense Category	FY2021 Actual	FY2022 Adopted Budget	FY2022 Current YTD Actuals	FY2023 Proposed Budget
Salaries, Benefits, & Support	64,832.90	67,471.00	56,030.87	81,475.00
Supplies & Materials	5,597.72	1,000.00	567.26	5,400.00
Maintenance & Repair	-	-	-	-
Contractual Services	2,174.15	3,185.00	2,813.99	3,735.00
Utilities	-	-	-	-
Other Expenses	248.88	2,920.00	2,700.32	2,000.00
Capital	-	-	-	-
Other Uses	-	-	-	-
Debt Service	0	0	0	0
Total	**72,853.65**	**74,576.00**	**62,112.44**	**92,610.00**
	$ (0.00)	$ -	$ -	$ -

Highlights - Variances of 10% (FY2022 Projected/FY2023)

Increases:

Salary and Benefits- Increase based on salary study
Prof. Services- increase in services
Mem/Train/Trvl - Additional trainings
General Supplies-Material increase

Decreases:

Computer/Software- Decrease in current need **$920**

Staffing Levels	FY2021 Actual	FY2022 Adopted Budget	FY2022 Current Budget	FY2023 Proposed Budget
Human Resource Director	1	1	1	1
Administrative Assistant	1	0	0	0
DEPARTMENT TOTAL	**2**	**1**	**1**	**1**

Human Resources

Account	Account Name	FY2021 Actual	FY2022 Budget	As of 7/31/2022 Actual	Estimated FY2022 Actual	Proposed FY2023 Budget
Human Resources Revenues						
Total Human Resources Revenues		**$ -**	**$ -**	**$ -**	**$ -**	**$ -**
Human Resources Expenditures						
100-145-5010-145	Human Resources Salaries	47,974.95	49,894.00	42,218.00	50,661.60	57,639.00
100-145-5020-145	Human Resources Overtime	-	-	-	-	-
100-145-5070-145	Availability Allowance	-	-	-	-	-
100-145-5170-145	Human Resources Social Secur.	3,219.92	3,817.00	2,849.22	3,419.06	4,410.00
100-145-5180-145	Human Resources Retirement	1,546.37	2,096.00	1,773.20	2,127.84	2,998.00
100-145-5190-145	Human Resources Health Ins.	7,065.84	7,553.00	6,071.59	7,285.91	7,553.00
100-145-5210-145	Human Resources Workers Comp.	3,309.57	2,186.00	1,593.68	1,912.42	2,525.00
100-145-5260-145	Human Resources Prof. Services	2,174.15	3,185.00	2,813.99	3,376.79	3,735.00
100-145-5360-145	Human Resources Mem/Train/Trvl	1,716.25	1,925.00	1,525.18	1,830.22	6,350.00
100-145-5590-145	Human Resources GenSupplies	5,597.72	1,000.00	567.26	680.71	5,400.00
100-145-5700-145	HR Computer/Software	248.88	2,920.00	2,700.32	3,240.38	2,000.00
Total Human Resources Expenditures		**$ 72,853.65**	**$ 74,576.00**	**$ 62,112.44**	**$ 74,534.93**	**$ 92,610.00**
Human Resources Other Sources						
Total Human Resources Other Sources		**$ -**	**$ -**	**$ -**	**$ -**	**$ -**
Human Resources Other Uses						
Total Human Resources Other Uses		**$ -**	**$ -**	**$ -**	**$ -**	**$ -**
EXCESS (SHORTFALL) OF REVENUES OVER EXPENSES		(72,853.65)	(74,576.00)	(62,112.44)	(74,534.93)	(92,610.00)

Human Resources	
Health Insurance Rate	7,552.68
Work Comp Rate	4.38%
Retirement Rate	5.20%

Payroll Detail

FTE	#	FY2022	FY2023 Budgeted	Availability Allowance	Social Security	Retirement	Insurance	Work Comp	Total Salary & Benefits
Muhic, Krysti	1	49,894.00	$ 57,638.70		4,410.00	2,998.00	7,553.00	2,525.00	**$ 75,124.70**
	0		$ -						
	1.00	49,894.00	57,638.70	-	4,410.00	2,998.00	7,553.00	2,525.00	**$ 75,124.70**

Overtime		
Part Time & Seasonal		
Total Salaries	49,894.00	57,638.70

Human Resources Revenues

Department Request	
Amount	Justification & Supporting Information
-	

Human Resources Expenditures

		Amount	Justification & Supporting Information
100-145-5010-145	Human Resources Salaries	57,639.00	
100-145-5020-145	Human Resources Overtime	-	
100-145-5070-145	Availability Allowance	-	
100-145-5170-145	Human Resources Social Secur.	4,410.00	
100-145-5180-145	Human Resources Retirement	2,998.00	
100-145-5190-145	Human Resources Health Ins.	7,553.00	
100-145-5210-145	Human Resources Workers Comp.	2,525.00	
100-145-5260-145	Human Resources Prof. Services	3,735.00	CLIAwaived.com iScreen OFD 5-Panel Saliva Drug Test Kit (25/kit)- $1000 (estimating tax and shipping) https://www.cliawaived.com/iscreen-ofd-5-panel-saliva-drug-test-kit.html, 1095C Preparation $500, Background checks $1000, Stronghold Microsoft Office Contract $535; Pop125-$200, Driver's/CDL check $200, Laserfische split with finance and city clerk $300
100-145-5360-145	Human Resources Mem/Train/Trvl	6,350.00	MIRMA Annual- $1000; MIRMA HR Spring Training- $300; SHRM Membership Renewal- $250; SHRM/HRCI Recertification Training- $500; LAGERS- $400; Institute of Emotional and Social Intelligence Certification ($1800)-Krysti, Misc. Training - $500., chapter fees $100, MML September Conference $1200
100-145-5590-145	Human Resources GenSupplies	5,400.00	(Fuel Cards: Pack of 500 White CR80 PVC Cards with Hi-Co Magnetic Stripe- $52.99; Employee Badges: 500 pack Bodno Premium CR80 PVC Cards- $39.99; Maigcard Color Ribbon- 1 pack- $88.50 or 2 pack- $177, 1 inch round 3 ring binders for new hire employee handbooks and safety manuals, etc.- 24 packs- $78.99/ea. Would like at least 3. Birthday Cards ($50); Employee Service/Appreciation End of Year Awards for 2022 and 2023 ($2500-3000,)Sho-Me Expo (Booth, outlet, bag, theme decor) $650, Marketing Materials and misc. items for expos, job fairs, etc. - $1000;
100-145-5700-145	HR Computer/Software	2,000.00	Encripted email renewal- $200 (16/mo through Stronghold), Printer ink cartridges-$600 (rough est. of $88/cart at Officedepot and Amazon), Adobe $195.59, Firewall $208.63, Office 365 $237.53, Cyber Software $181.86
		92,610.00	

Human Resources Other Sources

Amount	Justification & Supporting Information

Human Resources Other Uses

Amount	Justification & Supporting Information

Airport

Richard Leavens
Development Services Director
rleavens@neoshomo.org

The Neosho Hugh Robinson Memorial Airport is located 3 miles south of town off of Highway 59. Its location allows are visitors easy access to our restaurants, hotels, and the historic downtown district. We offer a courtesy car for pilots and passengers who need to go to town for brief periods.

Revenue Category	FY2021 Actual	FY2022 Adopted Budget	FY2022 Current YTD Actuals	FY2023 Proposed Budget
Taxes	-	-	-	-
Intergovernmental	44,285.00	120,000.00	-	120,000.00
Licenses & Permits	-	-	-	-
Charges for Services	226,279.00	170,320.00	280,172.09	247,320.00
Fines & Forefeitures	-	-	-	-
Miscellaneous	34,878.00	30,000.00	7.50	30,000.00
Other Sources	5,660.00	5,660.00	4,245.03	5,660.00
	-	-	-	-
	0	0	0	0
Total	**311,102.00**	**325,980.00**	**284,424.62**	**402,980.00**
	$ (0.00)	$ -	$ 0.00	$ -

Expense Category	FY2021 Actual	FY2022 Adopted Budget	FY2022 Current YTD Actuals	FY2023 Proposed Budget
Salaries, Benefits, & Support	74,783.27	82,904.00	65,278.14	87,681.00
Supplies & Materials	3,416.89	4,700.00	2,818.76	4,700.00
Maintenance & Repair	5,682.62	8,000.00	4,202.48	19,200.00
Contractual Services	23,306.37	28,000.00	18,682.31	26,498.00
Utilities	17,118.49	18,000.00	13,703.50	17,966.00
Other Expenses	134,313.83	72,900.00	166,887.17	131,615.00
Capital	1,428.38	-	-	-
Other Uses	72,076.04	135,000.00	90,610.28	400,000.00
Debt Service	0	0	0	0
Total	**332,125.89**	**349,504.00**	**362,182.64**	**687,660.00**
	$ -	$ -	$ -	$ -

Highlights - Variances of 10% (FY2022 Projected/FY2023)

Increases:

Fuel and Lubricants - Increase for fuel cost

Prof. Services- Lochner paid in Capital

Insurance and Bonds- Increase of property values 5.84% with additional Increase in property insurance 5.4% with additional 6% increase for FY23 Budget.

Facility Maintaince - Replace hanger lights to LED $10,000

AV and Jet Fuel - expected to increase in sales

Capital - T-Hanger project $265,000

Decreases:

Computer Software - Decrease in current need

Staffing Levels	FY2021 Actual	FY2022 Adopted Budget	FY2022 Current Budget	FY2023 Proposed Budget
Airport Manager	1	1	1	1
DEPARTMENT TOTAL	**1**	**1**	**1**	**1**

Airport

Account	Account Name	FY2021 Actual	FY2022 Budget	As of 7/31/2022 Actual	Estimated FY2022 Actual	Proposed FY2023 Budget
Airport Revenues						
100-160-4200-160	Grant Revenue	1,285.00	120,000.00	-	-	120,000.00
100-160-4201-160	Grant Revenue -CARES	43,000.00	-	-	-	-
100-160-4400-160	Land Lease at Airport	12,567.04	15,000.00	21,767.04	26,120.45	22,000.00
100-160-4410-160	Airport Land Lease - City	9,700.00	9,700.00	7,275.33	8,730.40	9,700.00
100-160-4500-160	Airport Hangar Rentals	64,474.81	60,120.00	47,994.67	57,593.60	60,120.00
100-160-4540-160	Sale of Jet Fuel	54,612.36	25,000.00	117,720.52	141,264.62	70,000.00
100-160-4550-160	Sale of Aviation Gas	83,774.59	60,000.00	84,760.61	101,712.73	85,000.00
100-160-4560-160	Sale of Pilot Supplies	1,150.20	500.00	653.92	784.70	500.00
100-160-4800-160	Miscellaneous Income	-	-	7.50	9.00	-
100-160-4820-160	Airport Sale of Property	34,878.00	30,000.00	-	-	30,000.00
Total Airport Revenues		**$ 305,442.00**	**$ 320,320.00**	**$ 280,179.59**	**$ 336,215.51**	**$ 397,320.00**
Airport Expenditures						
100-160-5010-160	Airport Salaries	36,340.30	36,775.00	29,925.80	35,910.96	38,614.00
100-160-5020-160	Airport Overtime	1,059.99	900.00	2,216.72	2,660.06	900.00
100-160-5030-160	Airport Part Time	20,194.20	26,700.00	19,030.31	22,836.37	28,704.00
100-160-5070-160	Availability Allowance	360.00	360.00	300.00	360.00	360.00
100-160-5170-160	Airport Social Security	4,376.05	4,925.00	3,937.67	4,725.20	5,219.00
100-160-5180-160	Airport Retirement	1,184.41	1,583.00	1,351.30	1,621.56	2,055.00
100-160-5190-160	Airport Health Insurance	7,065.84	7,553.00	5,999.40	7,199.28	7,553.00
100-160-5210-160	Airport Workers Compensation	2,605.51	2,820.00	2,069.90	2,483.88	2,988.00
100-160-5260-160	Airport Professional Services	10,650.51	15,000.00	8,553.36	10,264.03	9,575.00
100-160-5300-160	Airport Insurance & Bonds	12,655.86	13,000.00	10,128.95	12,154.74	16,923.00
100-160-5320-160	Airport Facility Maintenance	3,412.47	5,000.00	3,502.31	4,202.77	15,000.00
100-160-5330-160	Airport Equipment Maintenance	2,270.15	3,000.00	700.17	840.20	4,200.00
100-160-5360-160	Membership/Training/Travel	934.67	500.00	-	-	500.00
100-160-5380-160	Airport Uniforms	662.30	788.00	447.04	536.45	788.00
100-160-5460-160	Cost of Av Gas Sold	86,743.51	50,000.00	70,348.58	84,418.30	71,000.00
100-160-5470-160	Cost of Jet Fuel Sold	46,453.67	20,000.00	94,908.03	113,889.64	58,000.00
100-160-5480-160	Cost of Pilot Supplies	1,043.97	700.00	622.09	746.51	700.00
100-160-5530-160	Airport Fuels/Lubricants	1,116.65	2,000.00	1,421.93	1,706.32	2,000.00
100-160-5590-160	Airport General Supplies	2,372.92	4,000.00	2,196.67	2,636.00	4,000.00
100-160-5700-160	Airport Computer/Software	-	900.00	208.63	250.36	615.00
100-160-5810-998	Airport Construction	1,428.38	-	-	-	-
100-160-6300-160	Airport Electricity	11,813.61	12,000.00	9,302.00	11,162.40	12,686.00
100-160-6350-160	Airport Phones	5,304.88	6,000.00	4,401.50	5,281.80	5,280.00
Total Airport Expenditures		**$ 260,049.85**	**$ 214,504.00**	**$ 271,572.36**	**$ 325,886.83**	**$ 287,660.00**
Airport Other Sources						
100-000-3316-000	Transfer fm Street >Land	5,660.00	5,660.00	4,245.03	5,660.00	5,660.00
Total Airport Other Sources		**$ 5,660.00**	**$ 5,660.00**	**$ 4,245.03**	**$ 5,660.00**	**$ 5,660.00**
Airport Other Uses						
100-000-3285-160	Trns to Capital Improvement	72,076.04	135,000.00	90,610.28	108,732.34	400,000.00
Total Airport Other Uses		**$ 72,076.04**	**$ 135,000.00**	**$ 90,610.28**	**$ 108,732.34**	**$ 400,000.00**
EXCESS (SHORTFALL) OF REVENUES OVER EXPENSES		(21,023.89)	(23,524.00)	(77,758.02)	(92,743.66)	(284,680.00)

Airport	
Health Insurance Rate	7,552.68
Work Comp Rate	4.38%
Retirement Rate	5.20%

Payroll Detail

FTE	#	FY2022	FY2023 Budgeted	Availability Allowance	Social Security	Retirement	Insurance	Work Comp	Total Salary & Benefits
Graves, Charles	1	36,774.40	$ 38,613.12	360	2,954.00	2,008.00	7,553.00	1,692.00	**$ 53,180.12**
	0		$ -						
	1.00	36,774.40	38,613.12	360.00	2,954.00	2,008.00	7,553.00	1,692.00	**$ 53,180.12**
Overtime			900.00		46	2392	28704		
Part Time & Seasonal			28,704.00						
Total Salaries		36,774.40	68,217.12						

		Department Request	
Airport Revenues		Amount	Justification & Supporting Information
100-160-4200-160	Grant Revenue	120,000.00	NPE 2018-
100-160-4201-160	Grant Revenue -CARES		
100-160-4400-160	Land Lease at Airport	22,000.00	increase in land lease
100-160-4410-160	Airport Land Lease - City	9,700.00	
100-160-4500-160	Airport Hangar Rentals	60,120.00	
100-160-4540-160	Sale of Jet Fuel	70,000.00	
100-160-4550-160	Sale of Aviation Gas	85,000.00	
100-160-4560-160	Sale of Pilot Supplies	500.00	5 Year Historical
100-160-4800-160	Miscellaneous Income		
100-160-4820-160	Airport Sale of Property	30,000.00	Timber Sales
		397,320.00	

Airport Expenditures		Amount	Justification & Supporting Information
100-160-5010-160	Airport Salaries	38,614.00	
100-160-5020-160	Airport Overtime	900.00	
100-160-5030-160	Airport Part Time	28,704.00	John works 20 , Jason 26 hours
100-160-5070-160	Availability Allowance	360.00	
100-160-5170-160	Airport Social Security	5,219.00	
100-160-5180-160	Airport Retirement	2,055.00	
100-160-5190-160	Airport Health Insurance	7,553.00	
100-160-5210-160	Airport Workers Compensation	2,988.00	
100-160-5260-160	Airport Professional Services	9,575.00	Pest Control $500, Precision Line Test $500, Fire Inspection $350, DNR permit $2800, Stormwater Testing $1200, QT Annual Agreement $1425, Stronghold $1300, AED $500, Floor wax $1,000
100-160-5300-160	Airport Insurance & Bonds	16,923.00	Property Ins Incl 6%
100-160-5320-160	Airport Facility Maintenance	15,000.00	replacement of hanger lights to led $10,000
100-160-5330-160	Airport Equipment Maintenance	4,200.00	annual maintenance on fuel truck and tanks $1200
100-160-5360-160	Membership/Training/Travel	500.00	
100-160-5380-160	Airport Uniforms	788.00	
100-160-5460-160	Cost of Av Gas Sold	71,000.00	
100-160-5470-160	Cost of Jet Fuel Sold	58,000.00	
100-160-5480-160	Cost of Pilot Supplies	700.00	
100-160-5530-160	Airport Fuels/Lubricants	2,000.00	
100-160-5590-160	Airport General Supplies	4,000.00	
100-160-5700-160	Airport Computer/Software	615.00	Firewall $195.59, Office 365 $237.53, Cyber Software $181.86
100-160-6300-160	Airport Electricity	12,686.00	7.38% over actual FY21 -due to increase from recent rate case
100-160-6350-160	Airport Phones	5,280.00	
		287,660.00	

Airport Other Sources		Amount	Justification & Supporting Information
100-000-3316-000	Transfer fm Street >Land	5,660.00	

Airport Other Uses		Amount	Justification & Supporting Information
100-000-3285-160	Trns to Capital Improvement	400,000.00	Taxiway construction-cost share $16,000

Public Safety Tax

David Kennedy
City Manager
D.kennedy@neoshomo.org

On June 2, 2020, the voters of the City of Neosho approved an additional 1/2% city general sales tax under RSMo 94.510. The tax will go towards increasing salaries for our emergency services personnel to hire and retain qualified employees and for Capital Purchases for Police and Fire. Emergency Management services capital projects will also be funded through this public safety tax.

Revenue Category	FY2021 Actual	FY2022 Adopted Budget	FY2022 Current YTD Actuals	FY2023 Proposed Budget
Taxes	1,446,403.55	1,336,571.00	1,309,355.72	1,376,668.00
Intergovernmental	-	-	-	-
Licenses & Permits	-	-	-	-
Charges for Services	-	-	-	-
Fines & Forefeitures	-	-	-	-
Miscellaneous	1,274.25	500.00	1,753.20	500.00
Other Sources	-	-	-	-
	-	-	-	-
	0	0	0	0
Total	**1,447,677.80**	**1,337,071.00**	**1,311,108.92**	**1,377,168.00**
	$ -	$ -	$ -	$ -

Expense Category	FY2021 Actual	FY2022 Adopted Budget	FY2022 Current YTD Actuals	FY2023 Proposed Budget
Salaries, Benefits, & Support	-	-	-	-
Supplies & Materials	-	-	-	-
Maintenance & Repair	-	-	-	-
Contractual Services	-	-	-	-
Utilities	-	-	-	-
Other Expenses	-	-	-	-
Capital	-	-	-	-
Other Uses	622,400.11	1,565,663.00	908,030.00	665,619.00
Debt Service	0	0	0	0
Total	**622,400.11**	**1,565,663.00**	**908,030.00**	**665,619.00**
	$ -	$ -	$ -	$ -

Highlights - Variances of 10% (FY2022 Projected/FY2023)

Increases:

Decreases:

Staffing Levels	FY2021 Actual	FY2022 Adopted Budget	FY2022 Current Budget	FY2023 Proposed Budget
No FTE				
DEPARTMENT TOTAL	**0**	**0**	**0**	**0**

Public Safety Tax

Account	Account Name	FY2021 Actual	FY2022 Budget	As of 7/31/2022 Actual	Estimated FY2022 Actual	Proposed FY2023 Budget
Public Safety Tax Revenues						
100-199-4031-199	Public Safety Tax	1,446,403.55	1,336,571.00	1,309,355.72	1,336,571.00	1,376,668.00
100-199-4700-199	Public Safety Interest Earned	1,274.25	500.00	1,753.20	500.00	500.00
Total Public Safety Tax Revenues		**$ 1,447,677.80**	**$ 1,337,071.00**	**$ 1,311,108.92**	**$ 1,337,071.00**	**$ 1,377,168.00**
Public Safety Tax Expenditures						
0	0					-
Total Public Safety Tax Expenditures		**$ -**	**$ -**	**$ -**	**$ -**	**$ -**
Public Safety Tax Other Sources						
0	Transfer from General	-	-	-	-	-
Total Public Safety Tax Other Sources		**$ -**	**$ -**	**$ -**	**$ -**	**$ -**
Public Safety Tax Other Uses						
100-000-3205-000	Transfer to Fire Dept	285,282.22	993,678.00	695,900.00	993,678.00	332,753.00
100-000-3205-120	Trns to Police Department	319,776.94	552,961.00	212,130.00	552,961.00	314,170.00
100-000-3205-144	Trns to Emergency Mgmt	17,340.95	19,024.00	-	19,024.00	18,696.00
Total Public Safety Tax Other Uses		**$ 622,400.11**	**$ 1,565,663.00**	**$ 908,030.00**	**$ 1,565,663.00**	**$ 665,619.00**
EXCESS (SHORTFALL) OF REVENUES OVER EXPENSES		825,277.69	(228,592.00)	403,078.92	(228,592.00)	711,549.00
Public Safety Beginning Fund Balance		0	$ -	$ -	0	$ (228,592.00)
Public Safety Fund Balance		0	$ (228,592.00)	$ 403,078.92	$ (228,592.00)	$ 482,957.00

Public Safety Tax	
Health Insurance Rate	7,552.68
Work Comp Rate	-
Retirement Rate	-

Payroll Detail

FTE	#	FY2020	FY2023 Budgeted	Increase	
PoliceDepartment Salaries & Benefits	29.00	1,745,554.00	$ 2,064,466.00	318,912.00	0.18
Fire Department Salaries & Benefits	27.00	1,566,920.00	$ 1,801,463.00	234,543.00	0.15
	56.00	3,312,474.00	3,865,929.00	553,455.00	116,617.00

		Department Request	
Public Safety Tax Revenues		Amount	Justification & Supporting Information
100-199-4031-199	Public Safety Tax	1,376,668.00	
100-199-4700-199	Public Safety Interest Earned	500.00	
		1,377,168.00	

Public Safety Tax Expenditures	Amount	Justification & Supporting Information
	-	

Public Safety Tax Other Sources		Amount	Justification & Supporting Information
	Transfer from General		

Public Safety Tax Other Uses		Amount	Justification & Supporting Information
100-000-3205-000	Transfer to Fire Dept	332,753.00	Radio Payment (5 of 5) $47895, bunker gear dryer$4502/ New washer and dryer for station 1$1500/ New Air Compressoer for Station 2 $1650 / Treadmill for station 2$725/ Freeweight set for each station1$2401/ weights for each station $1750, Fire Marshall Vehicle Replacement $35,000, Inuslate Station 2 $10,000, Radio Towers 50% split Police $201,317, ARPA grant purchase $40,000? May combine into truck purchase, Fire hose $4,000
100-000-3205-120	Trns to Police Department	314,170.00	Radio Payment (5 of 5)29 Red Dot Vortex Sparc sights with mounts $4350.00, 27 Stinger "2020" flashlights and Belt holders $4196Patrol Cars 2 Dodge Charger $60,000 Radio Towers 50% split with Fire $201,317, DJI Matrice 30T Drone $15,665, Balance Computers $37,069.90
100-000-3205-144	Trns to Emergency Mgmt	18,696.00	
		26,811.50	

IOOF Cemetery

Cheyenne Wright
City Clerk
Cwright@neoshomo.org

The Neosho IOOF Cemetery was developed as a community cemetery in 1855. In recent years, the cemetery had become difficult to maintain by the Neosho IOOF Board due to financial and employment difficulties. The City of Neosho accepted the IOOF Cemetery on November 5th, 2019 per Missouri State Legislateive actions, ultimately stating local political subdivisions must assure the continued presence, care, and upkeep of its cemeteries

Revenue Category	FY2021 Actual	FY2022 Adopted Budget	FY2022 Current YTD Actuals	FY2023 Proposed Budget
Taxes	-	-	-	-
Intergovernmental	-	-	-	-
Licenses & Permits	-	-	-	-
Charges for Services	48,700.00	40,000.00	44,300.00	48,000.00
Fines & Forefeitures	-	-	-	-
Miscellaneous	131,316.38	4,000.00	4,398.50	3,500.00
Other Sources	-	-	-	-
	-	-	-	-
	0	0	0	0
Total	**180,016.38**	**44,000.00**	**48,698.50**	**51,500.00**
	$ -	$ -	$ -	$ -

Expense Category	FY2021 Actual	FY2022 Adopted Budget	FY2022 Current YTD Actuals	FY2023 Proposed Budget
Salaries, Benefits, & Support	-	-	-	-
Supplies & Materials	128.99	2,000.00	-	500.00
Maintenance & Repair	1,794.17	19,500.00	6,874.22	15,700.00
Contractual Services	113,286.66	109,400.00	91,077.19	109,430.00
Utilities	505.83	500.00	348.58	543.00
Other Expenses	-	200.00	-	400.00
Capital	-	-	-	-
Other Uses	-	-	-	81,000.00
Debt Service	0	0	0	0
Total	**115,715.65**	**131,600.00**	**98,299.99**	**207,573.00**
	$ -	$ -	$ -	$ (13,821.00)

Highlights - Variances of 10% (FY2022 Projected/FY2023)

Increases:

Fuel and Lubricants - Increase for fuel cost

Other Uses - Included in the FY23 budget is $50,000 for road repairs in the cemetery. New Software $21,000, Repair Porch $10,000

Insurance and Bonds- Increase of property values 5.84% with additional Increase in property insurance 5.4% with additional 6% increase for FY23 Budget.

Decreases:

Staffing Levels	FY2021 Actual	FY2022 Adopted Budget	FY2022 Current Budget	FY2023 Proposed Budget
NO FTE				
DEPARTMENT TOTAL	**0**	**0**	**0**	**0**

IOOF Cemetery

Account	Account Name	FY2021 Actual	FY2022 Budget	As of 7/31/2022 Actual	Estimated FY2022 Actual	Proposed FY2023 Budget
IOOF Cemetery Revenues						
100-204-4420-204	Plot Sales	20,150.00	15,000.00	20,150.00	24,180.00	20,000.00
100-204-4524-204	Burial Fees	28,550.00	25,000.00	24,150.00	28,980.00	28,000.00
100-204-4700-204	Interest Earned	-	-	-	-	-
100-204-4800-204	Cemetery Miscellaneous Revenue	126,454.64	500.00	474.00	474.00	-
100-204-4990-204	Cemetery Donations	4,861.74	3,500.00	3,924.50	4,709.40	3,500.00
Total IOOF Cemetery Revenues		**$ 180,016.38**	**$ 44,000.00**	**$ 48,698.50**	**$ 58,343.40**	**$ 51,500.00**
IOOF Cemetery Expenditures						
100-204-5010-204	IOOF Salaries	-	-	-	-	10,500.00
100-204-5020-204	IOOF Overtime	-	-	-	-	-
100-204-5030-204	IOOF Part Time	-	-	-	-	-
100-204-5070-204	Availability Allowance	-	-	-	-	-
100-204-5170-204	IOOF Social Security	-	-	-	-	804.00
100-204-5180-204	IOOF Retirement	-	-	-	-	546.00
100-204-5190-204	IOOF Health Insurance	-	-	-	-	1,511.00
100-204-5210-204	IOOF Workers Compensation	-	-	-	-	460.00
100-204-5260-204	I.O.O.F. Professional Services	91,758.43	88,500.00	73,569.82	88,283.78	88,500.00
100-204-5262-204	I.O.O.F. Burial Costs	20,680.00	20,000.00	16,845.00	20,214.00	20,000.00
100-204-5300-204	Cemetery Insurance & Bonds	848.23	900.00	662.37	900.00	930.00
100-204-5320-204	Cemetery Facility Maintenance	625.22	5,000.00	13.08	15.70	5,000.00
100-204-5325-204	Grounds Maintenance	740.95	14,000.00	5,743.82	6,892.58	10,200.00
100-204-5330-204	Cemetery Equipment Maintenance	428.00	500.00	1,117.32	1,340.78	500.00
100-204-5530-204	Cemetery Fuels/Lubricants	-	200.00	-	-	400.00
100-204-5590-204	General Supplies	128.99	2,000.00	-	-	500.00
100-204-6300-204	I.O.O.F. Electricity Costs	505.83	500.00	348.58	418.30	543.00
Total IOOF Cemetery Expenditures		**$ 115,715.65**	**$ 131,600.00**	**$ 98,299.99**	**$ 118,065.14**	**$ 140,394.00**
IOOF Cemetery Other Sources						
0	0					-
Total IOOF Cemetery Other Sources		**$ -**	**$ -**	**$ -**	**$ -**	**$ -**
IOOF Cemetery Other Uses						
100-000-3285-204	Transfer to Capital Improvement					81,000.00
Total IOOF Cemetery Other Uses		**$ -**	**$ -**	**$ -**	**$ -**	**$ 81,000.00**
EXCESS (SHORTFALL) OF REVENUES OVER EXPENSES		64,300.73	(87,600.00)	(49,601.49)	(59,721.74)	(169,894.00)

I.O.O.F. Cemetery	
Health Insurance Rate	7,552.68
Work Comp Rate	4.38%
Retirement Rate	5.20%

Payroll Detail

FTE	#	FY2022	FY2023 Budgeted	Availability Allowance	Social Security	Retirement	Insurance	Work Comp	Total Salary & Benefits
Wright, Cheyenne	0.2	10,000.00	$ 10,500.00		804.00	546.00	1,511.00	460.00	**$ 13,821.00**
	0.20	10,000.00	10,500.00	-	804.00	546.00	1,511.00	460.00	**$ 13,821.00**

Overtime		
Part Time & Seasonal		
Total Salaries	10,000.00	10,500.00

		Department Request	
I.O.O.F. Cemetery Revenues		Amount	Justification & Supporting Information
100-204-4420-204	Plot Sales	20,000.00	
100-204-4524-204	Burial Fees	28,000.00	
100-204-4700-204	Interest Earned		
100-204-4800-204	Cemetery Miscellaneous Revenue		
100-204-4990-204	Cemetery Donations	3,500.00	
		51,500.00	

I.O.O.F. Cemetery Expenditures		Amount	Justification & Supporting Information
100-204-5010-204	IOOF Salaries	10,500.00	
100-204-5020-204	IOOF Overtime	-	
100-204-5030-204	IOOF Part Time	-	
100-204-5070-204	Availability Allowance	-	
100-204-5170-204	IOOF Social Security	804.00	
100-204-5180-204	IOOF Retirement	546.00	
100-204-5190-204	IOOF Health Insurance	1,511.00	
100-204-5210-204	IOOF Workers Compensation	460.00	
100-204-5260-204	I.O.O.F. Professional Services	88,500.00	$87000 Groundskeeping; Pest Control; Alarm Monitoring; Recorder Fees
100-204-5262-204	I.O.O.F. Burial Costs	20,000.00	
100-204-5300-204	Cemetery Insurance & Bonds	930.00	Property Ins Incl 6%
100-204-5320-204	Cemetery Facility Maintenance	5,000.00	
100-204-5325-204	Grounds Maintenance	10,200.00	Signage $5,200, Tree removal $5,000
100-204-5330-204	Cemetery Equipment Maintenance	500.00	
100-204-5530-204	Cemetery Fuels/Lubricants	400.00	
100-204-5590-204	General Supplies	500.00	
100-204-6300-204	I.O.O.F. Electricity Costs	543.00	7.38% over actual FY21 -due to increase from recent rate case
		140,394.00	

I.O.O.F. Cemetery Other Sources	Amount	Justification & Supporting Information

I.O.O.F. Cemetery Other Uses		Amount	Justification & Supporting Information
100-000-3285-204	Transfer to Capital Improvement	50,000.00	Cemetery Roads
		21,000.00	Cemetery Software
		10,000.00	Fix the Cemetery Porch $10,000

Fire Department

Aaron Houk
Fire Chief
ahouk@neoshomo.org

The Fire Department's mission is to assist the citizens of Neosho through prevention, planning, education and action. The Fire Department is funded by a 1/4 of 1% sales tax, a 1/2 of 1% public safety tax, a contract with the Neosho Area Fire Protection District, and the City's General Fund.

Revenue Category	FY2021 Actual	FY2022 Adopted Budget	FY2022 Current YTD Actuals	FY2023 Proposed Budget
Taxes	743,481.86	640,241.00	657,069.74	659,337.00
Intergovernmental	452,534.60	126,089.00	125,638.20	145,864.00
Licenses & Permits	-	-	-	-
Charges for Services	-	-	-	-
Fines & Forefeitures	-	-	-	-
Miscellaneous	4,280.00	-	280.00	-
Other Sources	1,245,361.22	1,951,121.00	1,493,770.00	1,622,544.00
	-	-	-	-
	-	-	-	-
Total	**2,445,657.68**	**2,717,451.00**	**2,276,757.94**	**2,427,745.00**
	$ -	$ -	$ -	$ -

Expense Category	FY2021 Actual	FY2022 Adopted Budget	FY2022 Current YTD Actuals	FY2023 Proposed Budget
Salaries, Benefits, & Support	1,562,448.12	1,747,200.00	1,396,241.58	1,808,579.00
Supplies & Materials	5,815.79	8,500.00	4,893.44	9,300.00
Maintenance & Repair	9,802.92	22,000.00	12,756.85	29,600.00
Contractual Services	46,380.66	59,600.00	43,166.58	80,487.00
Utilities	22,290.95	24,200.00	20,273.83	26,000.00
Other Expenses	26,762.57	48,503.00	28,417.01	62,117.00
Capital	478,662.43	852,015.00	870,280.62	411,662.00
Other Uses	-	-	-	-
Debt Service	-	-	-	-
Total	**2,152,163.44**	**2,762,018.00**	**2,376,029.91**	**2,427,745.00**
	$ (0.00)	$ -	$ -	$ -

Highlights - Variances of 10% (FY2022 Projected/FY2023)

Increases:

Professional Services - New software/maintenance agreement

Insurance and Bonds- Increase of property values 5.84% with additional Increase in property insurance 5.4% with additional 6% increase for FY23 Budget.

Facility Maintenance- Increase $3,000 based on current need

Equipment Maint. - Ladder truck 20% increase in maintenance cost

Decreases:

Fuels/Lubricants- Decrease $3,000 based on current need

Staffing Levels	FY2021 Actual	FY2022 Adopted Budget	FY2022 Current Budget	FY2023 Proposed Budget
Fire Chief	1	1	1	1
Battalion Chief	3	3	3	3
Captain	3	3	3	3
Fire Marshall	1	1	1	1
Engineer	12	12	12	12
Firefighter	6	6	6	6
Administrative Assistant	1	1	1	1
DEPARTMENT TOTAL	**27**	**27**	**27**	**27**

Fire Department

Account	Account Name	FY2021 Actual	FY2022 Budget	As of 7/31/2022 Actual	Estimated FY2022 Actual	Proposed FY2023 Budget
Fire Department Revenues						
130-130-4030-130	Fire Department Sales Tax	743,261.86	639,841.00	656,899.74	788,279.69	659,037.00
130-130-4150-130	Fire Department Fees	220.00	400.00	170.00	204.00	300.00
130-130-4200-130	Grant Revenues	315,010.17	-	-	-	20,000.00
130-130-4201-130	CARES Act	3,560.98	-	-	-	-
130-130-4700-130	Fire Dept Interest Earned	-	-	-	-	-
130-130-4800-130	Fire Department Miscellaneous	260.00	-	280.00	336.00	-
130-130-4820-130	Fire Sale of Property	4,020.00	-	-	-	-
130-130-4850-130	Contract: Fire District	133,963.45	126,089.00	125,638.20	125,638.20	125,864.00
130-130-4990-130	Donations - Fire Dept.	-	-	-	-	-
Total Fire Department Revenues		**$ 1,200,296.46**	**$ 766,330.00**	**$ 782,987.94**	**$ 914,457.89**	**$ 805,201.00**
Fire Department Expenditures						
130-130-5010-130	Fire Dept Salaries	1,018,478.19	1,130,677.00	898,121.68	1,130,677.00	1,186,239.00
130-130-5020-130	Fire Dept Overtime	121,787.65	125,000.00	128,646.57	154,375.88	125,000.00
130-130-5030-130	Fire Dept Part Time	222.00	2,500.00	753.00	903.60	3,500.00
130-130-5070-130	Availability Allowance	1,350.00	1,440.00	900.00	1,080.00	1,440.00
130-130-5170-130	Fire Dept Social Security	81,538.06	96,404.00	75,197.57	96,404.00	100,540.00
130-130-5180-130	Fire Dept Retirement	101,681.52	132,057.00	97,352.73	132,057.00	123,257.00
130-130-5190-130	Fire Dept Health Insurance	186,597.43	203,926.00	155,093.19	203,926.00	203,923.00
130-130-5210-130	Fire Dept Workers Compensation	50,823.27	55,196.00	40,076.84	55,196.00	57,564.00
130-130-5230-130	Physicals	65.52	-	-	-	-
130-130-5260-130	Fire Dept Prof. Services	18,929.13	32,600.00	23,427.80	28,113.36	47,048.00
130-130-5280-130	Central Dispatch	2,114.30	-	-	-	-
130-130-5300-130	Fire Dept Insurance and Bonds	25,271.71	27,000.00	19,738.78	23,686.54	33,439.00
130-130-5320-130	Fire Dept Facility Maintenance	2,798.11	4,000.00	1,583.04	1,899.65	7,000.00
130-130-5330-130	Fire Dept Equipment Maint.	7,004.81	18,000.00	11,173.81	13,408.57	22,600.00
130-130-5360-130	Fire Dept Member/Train/Trvl	(30.00)	-	100.00	120.00	4,716.00
130-130-5380-130	Fire Dept Uniforms	-	-	-	-	-
130-130-5530-130	Fire Dept Fuels/Lubricants	5,692.62	18,000.00	10,419.10	12,502.92	15,000.00
130-130-5540-130	Fire Dept Chemicals	-	500.00	-	-	500.00
130-130-5590-130	Fire Dept General Supplies	5,815.79	8,000.00	4,893.44	5,872.13	8,800.00
130-130-5700-130	Fire Dept Comp., Software	55.51	4,000.00	2,070.32	2,484.38	11,520.00
130-130-6190-130	COVID Expenditures	-	-	-	-	-
130-130-6300-130	Fire Dept Electricity	13,684.61	15,000.00	8,459.06	10,150.87	14,695.00
130-130-6310-130	Fire Dept Heating Fuels	4,330.53	6,200.00	5,379.14	6,454.97	8,000.00
130-130-6350-130	Fire Dept Phones	17,960.42	18,000.00	14,894.69	17,873.63	18,000.00
130-130-6380-130	Lease Purchase Payments	147,901.75	47,895.00	47,697.12	47,697.12	47,895.00
130-130-6390-130	Fire Dept. Minor Equipment	7,329.83	11,503.00	7,468.53	7,468.53	20,902.00
130-130-5361-130	Fire Academy Training	-	-	-	-	2,400.00
Total Fire Department Expenditures		**$ 1,821,402.76**	**$ 1,957,898.00**	**$ 1,553,446.41**	**$ 1,952,352.15**	**$ 2,063,978.00**
Fire Department Other Sources						
130-000-3305-000	Transfer fm Public Safety Fund	285,282.22	993,678.00	695,900.00	993,678.00	332,753.00
130-000-3330-000	Transfer fm General	960,079.00	957,443.00	797,870.00	957,443.00	1,289,791.00
0	0	-	-	-	-	-
Total Fire Department Other Sources		**$ 1,245,361.22**	**$ 1,951,121.00**	**$ 1,493,770.00**	**$ 1,951,121.00**	**$ 1,622,544.00**
Fire Department Other Uses						
130-000-3285-000	Trns to Capital Improvement	330,760.68	804,120.00	822,583.50	804,120.00	363,767.00
130-000-3200-000	Sales Tax to TIF	-	-	-	-	-
Total Fire Department Other Uses		**$ 330,760.68**	**$ 804,120.00**	**$ 822,583.50**	**$ 804,120.00**	**$ 363,767.00**
Change in Fund Balance		293,494.24	(44,567.00)	(99,271.97)	109,106.74	-
Fire Department Beginning Fund Balance"October 1"		**$ 437,984.35**	**$ 731,478.59**	**$ 731,478.59**	**$ 731,478.59**	**$ 840,585.33**
Total Fire Department Funding Sources		**$ 2,883,642.03**	**$ 3,448,929.59**	**$ 3,008,236.53**	**$ 3,597,057.48**	**$ 3,268,330.33**
Total Fire Department Funding Uses		**$ 2,152,163.44**	**$ 2,762,018.00**	**$ 2,376,029.91**	**$ 2,756,472.15**	**$ 2,427,745.00**
Fire Department Beginning Fund Balance"September 30"		**$ 731,478.59**	**$ 686,911.59**	**$ 632,206.62**	**$ 840,585.33**	**$ 840,585.33**

90-Day Reserve	$ 497,116.36
Days reserve	152.18

Fire Sales Tax	
Health Insurance Rate	7,552.68
Work Comp Rate	4.38%
Retirement Rate	9.40%

Payroll Detail

FTE	#	FY2022	FY2023 Budgeted	Availability Allowance	Social Security	Retirement	Insurance	Work Comp	Total Salary & Benefits
Houk, Aaron	1	69,680.00	$ 73,164.00		5,598.00	6,878.00	7,553.00	3,205.00	**$ 96,398.00**
New		33,800.00	$ -		-	-	-	-	**$ -**
Johnston, Lloyd	1	33,800.00	$ 36,955.84		2,828.00	3,474.00	7,553.00	1,619.00	**$ 52,429.84**
Haskett, Roy	1	49,419.76	$ 51,890.75		3,970.00	4,878.00	7,553.00	2,273.00	**$ 70,564.75**
Rogers, John	1	48,315.02	$ 50,730.77	360	3,881.00	4,769.00	7,553.00	2,223.00	**$ 69,516.77**
Maness, Scott	1	45,003.14	$ 47,253.30	360	3,615.00	4,442.00	7,553.00	2,070.00	**$ 65,293.30**
Williams, Derek	1	48,314.76	$ 50,730.50	360	3,881.00	4,769.00	7,553.00	2,222.00	**$ 69,515.50**
Duncan, Timothy	1	45,003.14	$ 47,253.30		3,615.00	4,442.00	7,553.00	2,070.00	**$ 64,933.30**
Solomon, Mark	1	41,755.74	$ 43,843.53		3,355.00	4,122.00	7,553.00	1,921.00	**$ 60,794.53**
Davis, Michael Beau	1	43,899.44	$ 46,094.41	360	3,527.00	4,333.00	7,553.00	2,019.00	**$ 63,886.41**
Powell, Luke	1	41,755.74	$ 43,843.53		3,355.00	4,122.00	7,553.00	1,921.00	**$ 60,794.53**
Bracht, Travis	1	41,755.74	$ 43,843.53		3,355.00	4,122.00	7,553.00	1,921.00	**$ 60,794.53**
Crowder, David Heath	1	40,652.04	$ 42,684.64		3,266.00	4,013.00	7,553.00	1,870.00	**$ 59,386.64**
Pim, Jacob	1	40,652.04	$ 43,843.73		3,355.00	4,122.00	7,553.00	1,921.00	**$ 60,794.73**
Doke, Phillip	1	40,652.04	$ 42,684.64		3,266.00	4,013.00	7,553.00	1,870.00	**$ 59,386.64**
Parsons, Lance	1	43,899.44	$ 46,094.41		3,527.00	4,333.00	7,553.00	2,019.00	**$ 63,526.41**
Burns, Brandon	1	39,547.82	$ 41,525.21		3,177.00	3,904.00	7,553.00	1,819.00	**$ 57,978.21**
McKee, Zachary	1	31,000.06	$ 35,490.00		2,715.00	3,337.00	7,553.00	1,555.00	**$ 50,650.00**
Hendrix, Steven	1	40,652.56	$ 42,685.19		3,266.00	4,013.00	7,553.00	1,870.00	**$ 59,387.19**
Naugle, Lawrence Danny	1	40,652.56	$ 42,685.19		3,266.00	4,013.00	7,553.00	1,870.00	**$ 59,387.19**
Pringle, Shelby	1	36,300.16	$ 39,690.17		3,037.00	3,731.00	7,553.00	1,739.00	**$ 55,750.17**
Sanders, Mark	1	33,800.00	$ 35,490.00		2,715.00	3,337.00	7,553.00	1,555.00	**$ 50,650.00**
Hutchens, Christen	1	39,547.82	$ 41,525.21		3,177.00	3,904.00	7,553.00	1,819.00	**$ 57,978.21**
Tuten, Phillip	1	39,548.08	$ 41,525.48		3,177.00	3,904.00	7,553.00	1,819.00	**$ 57,978.48**
Ridenour, Caleb	1	39,548.08	$ 41,525.48		3,177.00	3,904.00	7,553.00	1,819.00	**$ 57,978.48**
Chapman, Zachary	1	35,196.20	$ 38,115.04		2,916.00	3,583.00	7,553.00	1,670.00	**$ 53,837.04**
Nance, Shawn	1	35,196.20	$ 38,115.04		2,916.00	3,583.00	7,553.00	1,670.00	**$ 53,837.04**
Sanders, Nathan	1	35,195.94	$ 36,955.74		2,828.00	3,474.00	7,553.00	1,619.00	**$ 52,429.74**
	27.00	1,154,543.52	1,186,238.62	1,440.00	90,761.00	111,519.00	203,931.00	51,968.00	**$ 1,645,857.62**

	Current Estimated	Proposed
Overtime	154,375.88	125,000.00
Part Time & Seasonal	903.60	3,000.00
Total Salaries	1,309,823.00	1,314,238.62

Fire Sales Tax Revenues		Department Request	
		Amount	Justification & Supporting Information
130-130-4030-130	Fire Department Sales Tax	659,037.00	
130-130-4150-130	Fire Department Fees	300.00	
130-130-4200-130	Grant Revenues	$20,000	ARPA Grant
130-130-4201-130	CARES Act	-	
130-130-4700-130	Fire Dept Interest Earned		
130-130-4800-130	Fire Department Miscellaneous		
130-130-4820-130	Fire Sale of Property		
130-130-4850-130	Contract: Fire District	125,864.00	Reduced for dispatching fees.
130-130-4990-130	Donations - Fire Dept.		
		805,201.00	

Fire Sales Tax Expenditures		Amount	Justification & Supporting Information
130-130-5010-130	Fire Dept Salaries	1,186,239.00	
130-130-5020-130	Fire Dept Overtime	125,000.00	
130-130-5030-130	Fire Dept Part Time	3,500.00	
130-130-5070-130	Availability Allowance	1,440.00	
130-130-5170-130	Fire Dept Social Security	100,540.00	
130-130-5180-130	Fire Dept Retirement	123,257.00	
130-130-5190-130	Fire Dept Health Insurance	203,923.00	
130-130-5210-130	Fire Dept Workers Compensation	57,564.00	

130-130-5260-130	Fire Dept Prof. Services	47,048.00	Pest Control $920, Airgas Lease $155, Ladder Testing (3 of 3) $1241, Reporting software $9970.25, SCBA Testing $2685, Copier Mtce $650, Annual Sump Pump Mtce $150, BAM unit Mtce $1300, Pump testing $850, Stronghold $14,316, Air Sample Testing $700, AED testing, ,$250, Verizon Air connection $4860, Central Square $1,500, XML export $7,500
130-130-5280-130	Central Dispatch		No longer charged
130-130-5300-130	Fire Dept Insurance and Bonds	33,439.00	Property Ins Incl 6%
130-130-5320-130	Fire Dept Facility Maintenance	7,000.00	
130-130-5330-130	Fire Dept Equipment Maint.	$22,600.00	Truck Maintenance, tires R-4 Motor work, Pump Maintenance, Ladder Maintenance increase 20%
130-130-5360-130	Fire Dept Member/Train/Trvl	4,716.00	SWRFTA training/ office staff training/Swift Water training and Travel, SWRFTA $1716 membership, conferences for swift water
130-130-5380-130	Fire Dept Uniforms		
130-130-5530-130	Fire Dept Fuels/Lubricants	15,000.00	
130-130-5540-130	Fire Dept Chemicals	500.00	
130-130-5590-130	Fire Dept General Supplies	8,800.00	Battery Backup $40/Office supplies 10% increase added
130-130-5700-130	Fire Dept Comp., Software	11,520.00	Firewall $195.59, Office 365 $6,413.20, Cyber Software $4910.10
130-130-6300-130	Fire Dept Electricity	14,695.00	7.38% over actual FY21 -due to increase from recent rate case
130-130-6310-130	Fire Dept Heating Fuels	8,000.00	increased due to actual cost with Spire requested 5.94%-case ongoing
130-130-6350-130	Fire Dept Phones	18,000.00	
130-130-6380-130	Lease Purchase Payments	47,895.00	Radio Payment (5 of 5) $47895
130-130-6390-130	Fire Dept. Minor Equipment	20,902.00	bunker gear dryer$4502/ New washer and dryer for station 1$1500/ New Air Compressor for Station 2 $1650 / Treadmill for station 2$725/ Free-weight set for each station1$2401/ weights for each station $1750
130-130-5361-130	Fire Academy Training	2,400.00	3 trainees
		2,063,978.00	

Fire Sales Tax Other Sources		Amount	Justification & Supporting Information
130-000-3305-000	Transfer fm Public Safety Fund	332,753.00	Fire Hose $4,000, Radio Payment $47,895, Fire Marshall Vehicle Replacement $35,000, Insulate Station 2 $10,000, Radio Towers 50% split Police $201,317, ARPA grant purchase $40,000? May combine into truck purchase, Fire Hose $4,000
130-000-3330-000	Transfer fm General	1,289,791.00	

Fire Sales Tax Other Uses		Amount	Justification & Supporting Information
130-000-3285-000	Trns to Capital Improvement	363,767.00	Towers 50% split Police $201,317, ARPA grant purchase $40,000? May combine into truck purchase, Balance Computers $55,135.23, Station Door 2 replacement $5,595 (revenue from claim recv'd in FY22, Water rescue Boat $12,720. Fire Hose $4,000
130-000-3200-000	Sales Tax to TIF		

Drainage Department

Nate Siler
Public Works Director
Nsiler@neoshomo.org

Storm water Management – The Department maintains the storm sewer system and storm water detention and retention basins and ensures the city complies with the increasingly stringent water quality standards of the EPA, the DNR.

Revenue Category	FY2021 Actual	FY2022 Adopted Budget	FY2022 Current YTD Actuals	FY2023 Proposed Budget
Taxes	445,957.46	384,077.00	394,139.56	395,600.00
Intergovernmental	-	2,500,000.00	-	7,500,000.00
Licenses & Permits	-	-	-	-
Charges for Services	-	-	-	-
Fines & Forfeitures	-	-	-	-
Miscellaneous	3,229.67	2,500.00	2,766.16	14,500.00
Other Sources	-	-	-	794,711.00
	-	-	-	-
	-	-	-	-
Total	**449,187.13**	**2,886,577.00**	**396,905.72**	**8,704,811.00**
	$ -	$ -	$ -	$ -

Expense Category	FY2021 Actual	FY2022 Adopted Budget	FY2022 Current YTD Actuals	FY2023 Proposed Budget
Salaries, Benefits, & Support	100,579.22	115,913.00	95,073.90	132,923.00
Supplies & Materials	36.00	-	-	-
Maintenance & Repair	10,637.43	35,000.00	10,756.10	35,000.00
Contractual Services	9,173.50	13,150.00	966.09	14,650.00
Utilities	-	-	-	-
Other Expenses	5,857.40	6,500.00	6,215.94	7,500.00
Capital	147,947.88	2,762,629.00	112,221.98	8,983,743.00
Other Uses	-	4,532.00	-	-
Debt Service	-	-	-	-
Total	**274,231.43**	**2,937,724.00**	**225,234.01**	**9,173,816.00**
	$ -	$ -	$ -	$ -

Highlights - Variances of 10% (FY2022 Projected/FY2023)
Increases:
Capital - DED project on Stratford and Freeman**,** DNR Grant with cost share $6,329,114
Salaries and Benefits- Increase in base salaries
Fuel and Lubricants - Increase for fuel cost
Decreases:
Uniforms - Decrease $250 based on need

Staffing Levels	FY2021 Actual	FY2022 Adopted Budget	FY2022 Current Budget	FY2023 Proposed Budget
Drainage Foreman	1	1	1	1
Drainage Maintenance	1	1	1	1
DEPARTMENT TOTAL	**2**	**2**	**2**	**2**

Drainage Department

Account	Account Name	FY2021 Actual	FY2022 Budget	As of 7/31/2022 Actual	Estimated FY2022 Actual	Proposed FY2023 Budget
Drainage Department Revenues						
170-990-4030-990	Sales Tax Drainage	445,957.46	384,077.00	394,139.56	472,967.47	395,600.00
170-990-4200-990	Grant Revenue	-	2,500,000.00	-	-	7,500,000.00
170-990-4660-990	FEMA Revenues	159.29	-	-	-	-
170-990-4700-990	Interest Earned-Drainage Fund	2,812.38	2,500.00	2,766.16	3,319.39	2,500.00
170-990-4800-990	Drainage Miscellaneous	-	-	-	-	-
170-990-4820-990	Sale of Drainage Property	258.00	-	-	-	12,000.00
Total Drainage Department Revenues		**$ 449,187.13**	**$ 2,886,577.00**	**$ 396,905.72**	**$ 476,286.86**	**$ 7,910,100.00**
Drainage Department Expenditures						
170-990-5010-990	Drainage Salaries	65,954.65	69,680.00	59,433.09	71,319.71	81,850.00
170-990-5020-990	Drainage Overtime	4,751.11	5,500.00	3,667.88	4,401.46	5,500.00
170-990-5030-990	Drainage Part Time	2,992.00	10,000.00	7,445.15	8,934.18	12,000.00
170-990-5070-990	Availability Allowance	-	721.00	-	-	721.00
170-990-5170-990	Drainage Social Security	5,584.12	6,517.00	5,340.13	6,408.16	7,601.00
170-990-5180-990	Drainage Retirement	2,119.60	3,158.00	2,550.70	3,060.84	4,543.00
170-990-5190-990	Drainage Health Insurance	14,131.68	15,106.00	12,598.74	15,118.49	15,106.00
170-990-5210-990	Drainage Workers Compensation	3,674.31	3,731.00	2,975.31	3,570.37	4,352.00
170-990-5260-990	Drainage Professional Services	8,944.50	12,750.00	737.09	884.51	14,250.00
170-990-5300-990	Drainage Insurance & Bonds	229.00	400.00	229.00	400.00	400.00
170-990-5330-990	Drainage Equipment Maintenance	8,330.16	15,000.00	7,214.18	8,657.02	15,000.00
170-990-5380-990	Drainage Uniforms	1,371.75	1,500.00	1,062.90	1,275.48	1,250.00
170-990-5530-990	Drainage Fuels/Lubricants	5,857.40	6,500.00	6,215.94	7,459.13	7,500.00
170-990-5590-990	Drainage General Supplies	36.00	-	-	-	-
170-990-5640-990	Drainage Maintenance	2,307.27	20,000.00	3,541.92	4,250.30	20,000.00
170-990-5790-990	Drainage Capital	-	-	-	-	
170-990-6380-990	Lease Purchase Payments	2,617.90	2,629.00	2,617.90	3,141.48	2,629.00
Total Drainage Department Expenditures		**$ 128,901.45**	**$ 173,192.00**	**$ 115,629.93**	**$ 138,881.12**	**$ 192,702.00**
Drainage Department Other Sources						
NEW	Transfer fm ARPA					794,711.00
Total Drainage Department Other Sources		**$ -**	**$ -**	**$ -**	**$ -**	**$ 794,711.00**
Drainage Department Other Uses						
170-000-3200-000	Sales Tax to TIF	-	4,532.00	-	4,532.00	-
170-000-3276-000	Transfer to 2016 DS	-	-	-	-	-
170-000-3285-000	Trns to Capital Improvement	145,329.98	2,760,000.00	109,604.08	124,000.00	8,981,114.00
Total Drainage Department Other Uses		**$ 145,329.98**	**$ 2,764,532.00**	**$ 109,604.08**	**$ 128,532.00**	**$ 8,981,114.00**
Change in Fund Balance		174,955.70	(51,147.00)	171,671.71	208,873.75	(469,005.00)
Drainage Department Beginning Fund Balance"October 1"		**$ 732,243.86**	**$ 907,199.56**	**$ 907,199.56**	**$ 907,199.56**	**$ 1,116,073.31**
Total Drainage Department Funding Sources		**$ 1,181,430.99**	**$ 3,793,776.56**	**$ 1,304,105.28**	**$ 1,383,486.42**	**$ 9,820,884.31**
Total Drainage Department Funding Uses		**$ 274,231.43**	**$ 2,937,724.00**	**$ 225,234.01**	**$ 267,413.12**	**$ 9,173,816.00**
Drainage Department Beginning Fund Balance"September 30"		**$ 907,199.56**	**$ 856,052.56**	**$ 1,078,871.27**	**$ 1,116,073.31**	**$ 647,068.31**

90-Day Reserve	$ 47,515.56
Days reserve	1,225.62

Drainage Sales Tax	
Health Insurance Rate	7,552.68
Work Comp Rate	4.38%
Retirement Rate	5.20%

Payroll Detail

FTE	#	FY2022	FY2023 Budgeted	Availability Allowance	Social Security	Retirement	Insurance	Work Comp	Total Salary & Benefits
Noah, Ethan	1	38,480.00	$ 46,305.00	360	3,543.00	2,408.00	7,553.00	2,029.00	**$ 62,198.00**
Wright, Dylan	1	31,200.00	$ 35,544.60	361	2,720.00	1,849.00	7,553.00	1,557.00	**$ 49,584.60**
	2.00	69,680.00	81,849.60	721.00	6,263.00	4,257.00	15,106.00	3,586.00	**$ 111,782.60**

Overtime	4,401.46	5,500.00
Part Time & Seasonal	10,000.00	12,000.00
Total Salaries	84,081.46	99,349.60

Drainage Sales Tax Revenues		Department Request: Amount	Justification & Supporting Information
170-990-4030-990	Sales Tax Drainage	395,600.00	
170-990-4200-990	Grant Revenue	7,500,000.00	DED Stormwater $2,500,000, DNR ARPA Grant Revenue $5,000,000
170-990-4660-990	FEMA Revenues		
170-990-4700-990	Interest Earned-Drainage Fund	2,500.00	5 Year Historical
170-990-4800-990	Drainage Miscellaneous		
170-990-4820-990	Sale of Drainage Property	12,000.00	Sale of boom mower
		7,910,100.00	

Drainage Sales Tax Expenditures		Amount	Justification & Supporting Information
170-990-5010-990	Drainage Salaries	81,850.00	
170-990-5020-990	Drainage Overtime	5,500.00	
170-990-5030-990	Drainage Part Time	12,000.00	Seasonal employees during leaf pickup and mowing, add $2,000 for MW
170-990-5070-990	Availability Allowance	721.00	
170-990-5170-990	Drainage Social Security	7,601.00	
170-990-5180-990	Drainage Retirement	4,543.00	
170-990-5190-990	Drainage Health Insurance	15,106.00	
170-990-5210-990	Drainage Workers Compensation	4,352.00	
170-990-5260-990	Drainage Professional Services	14,250.00	As needed engineering for various on call flooding issues $10,000, Stronghold 250 Storage Building Engineered Footings $4,000
170-990-5300-990	Drainage Insurance & Bonds	400.00	bonds only
170-990-5330-990	Drainage Equipment Maintenance	15,000.00	Used for heavy equipment and service truck maintenance and repair
170-990-5380-990	Drainage Uniforms	1,250.00	$1,250 for jeans, boots, coat, vest and hat allowance
170-990-5530-990	Drainage Fuels/Lubricants	7,500.00	increase for fuel cost
170-990-5590-990	Drainage General Supplies		
170-990-5640-990	Drainage Maintenance	20,000.00	
170-990-6380-990	Lease Purchase Payments	2,629.00	Radio Payment (5 of 5)
		192,702.00	

Drainage Sales Tax Other Sources		Amount	Justification & Supporting Information
NEW	Transfer fm ARPA	794,711.00	ARPA transfer for cost share DNR grant

Drainage Sales Tax Other Uses		Amount	Justification & Supporting Information
170-000-3200-000	Sales Tax to TIF		
170-000-3276-000	Transfer to 2016 DS		
170-000-3285-000	Trns to Capital Improvement	8,981,114.00	Stratford & Freeman Street (DED project) $2,652,000, DNR ARPA Cost Share $6,329,113.94

Senior Center

David Kennedy
City Manager
D.kennedy@neoshomo.org

The Neosho Senior Center is available for the senior citizens to come for fellowship and have a nutritious lunch, play pool, dominos, bridge, exercise and enjoy other activities.

Revenue Category	FY2021 Actual	FY2022 Adopted Budget	FY2022 Current YTD Actuals	FY2023 Proposed Budget
Taxes	185,815.44	160,033.00	164,224.68	164,834.00
Intergovernmental	200.00	-	-	-
Licenses & Permits	-	-	-	-
Charges for Services	-	-	-	-
Fines & Forfeitures	-	-	-	-
Miscellaneous	404.72	3,000.00	532.78	400.00
Other Sources	-	40,000.00	33,330.00	40,000.00
	-	-	-	-
	-	-	-	-
Total	**186,420.16**	**203,033.00**	**198,087.46**	**205,234.00**
	$ -	$ -	$ -	$ -

Expense Category	FY2021 Actual	FY2022 Adopted Budget	FY2022 Current YTD Actuals	FY2023 Proposed Budget
Salaries, Benefits, & Support	6,150.55	7,728.00	4,109.85	8,242.00
Supplies & Materials	1,205.32	1,000.00	352.79	1,000.00
Maintenance & Repair	3,280.76	12,500.00	13,253.75	12,500.00
Contractual Services	7,648.22	10,680.00	9,010.52	11,461.00
Utilities	25,967.65	32,260.00	21,899.89	27,603.00
Other Expenses	269.77	4,500.00	2,145.96	3,500.00
Capital	-	-	-	-
Other Uses	14,600.00	40,000.00	33,330.00	190,000.00
Debt Service	54,223.45	54,660.00	51,584.99	53,680.00
Total	**113,345.72**	**163,328.00**	**135,687.75**	**307,986.00**
	$ -	$ -	$ -	$ -

Highlights - Variances of 10% (FY2022 Projected/FY2023)

Increases:

Insurance and Bonds- Increase of property values 5.84% with additional Increase in property insurance 5.4% with additional 6% increase for FY23 Budget.

Activity/Event - $500 increase

Decreases:

Comp., Software - Decrease $1,500 current need

Electricity- Changed out to LED FY21 $4,657

Staffing Levels	FY2021 Actual	FY2022 Adopted Budget	FY2022 Current Budget	FY2023 Proposed Budget
No FTE	0	0	0	0
DEPARTMENT TOTAL	**0**	**0**	**0**	**0**

Senior Center

Account	Account Name	FY2021 Actual	FY2022 Budget	As of 7/31/2022 Actual	Estimated FY2022 Actual	Proposed FY2023 Budget
Senior Center Revenues						
175-175-4030-175	Sales Tax - 1/16-Cent	185,815.44	160,033.00	164,224.68	197,069.62	164,834.00
175-175-4201-175	CARES Act	200.00	-	-	-	-
175-175-4700-175	Interest Earned-Senior Center	404.72	3,000.00	532.78	639.34	400.00
175-175-4800-175	Senior Center Miscellaneous	-	-	-	-	-
175-175-4820-175	Sale of Property	-	-	-	-	-
Total Senior Center Revenues		**$ 186,420.16**	**$ 163,033.00**	**$ 164,757.46**	**$ 197,708.95**	**$ 165,234.00**
Senior Center Expenditures						
175-175-5010-175	Senior Center Salaries	4,385.61	4,914.00	3,087.56	3,705.07	5,242.00
175-175-5020-175	Senior Center Overtime	20.49	500.00	76.07	91.28	500.00
175-175-5170-175	Senior Center Social Security	325.14	415.00	241.90	290.28	440.00
175-175-5180-175	Senior Center Retirement	141.98	228.00	53.22	63.86	299.00
175-175-5190-175	Senior Center Health Insurance	1,069.17	1,133.00	467.93	561.52	1,209.00
175-175-5210-175	Senior Center Workers Comp.	208.16	238.00	165.17	198.20	252.00
175-175-5260-175	Senior Center Prof. Services	3,769.95	6,580.00	5,981.58	7,177.90	6,580.00
175-175-5300-175	Senior Center Ins. & Bonds	3,878.27	4,100.00	3,028.94	3,634.73	4,881.00
175-175-5320-175	Senior Center Facility Maint.	3,280.76	12,000.00	12,758.75	15,310.50	12,000.00
175-175-5330-175	Senior Center Equipment Maint.	-	500.00	495.00	594.00	500.00
175-175-5360-175	Senior Center Memb/Train/Trvl	-	300.00	18.00	21.60	300.00
175-175-5590-175	Senior Center General Supplies	1,205.32	1,000.00	352.79	423.35	1,000.00
175-175-5610-175	Senior Center Activity/Event	269.77	2,500.00	519.96	623.95	3,000.00
175-175-5700-175	Senior Center Comp., Software	-	2,000.00	1,626.00	1,951.20	500.00
175-175-6300-175	Senior Center Electricity	21,738.01	28,000.00	18,375.19	27,000.00	23,343.00
175-175-6350-175	Senior Center Phones	4,229.64	4,260.00	3,524.70	4,229.64	4,260.00
Total Senior Center Expenditures		**$ 44,522.27**	**$ 68,668.00**	**$ 50,772.76**	**$ 65,877.08**	**$ 64,306.00**
Senior Center Other Sources						
175-000-3303-000	Transfer from General	-	-	-	-	-
175-000-3364-000	Transfer to Capital Reserve	-	40,000.00	33,330.00	39,996.00	40,000.00
Total Senior Center Other Sources		**$ -**	**$ 40,000.00**	**$ 33,330.00**	**$ 39,996.00**	**$ 40,000.00**
Senior Center Other Uses						
175-000-3214-000	Transfer to 2014 Series COP	630.89	-	-	-	-
175-000-3285-000	Trns to Capital Improvement	14,600.00	-	-	-	150,000.00
175-000-3221-000	Transfer to 2021 Series DS	53,592.56	54,660.00	51,584.99	51,584.99	53,680.00
175-000-3264-000	Transfer to Capital Reserve	-	40,000.00	33,330.00	40,000.00	40,000.00
175-000-3200-000	Sales Tax to TIF	-	-	-	-	-
Total Senior Center Other Uses		**$ 68,823.45**	**$ 94,660.00**	**$ 84,914.99**	**$ 91,584.99**	**$ 243,680.00**
Change in Fund Balance		73,074.44	39,705.00	62,399.71	80,242.88	(102,752.00)
Senior Center Beginning Fund Balance"October 1"		**$ 105,598.77**	**$ 178,673.21**	**$ 178,673.21**	**$ 178,673.21**	**$ 258,916.09**
Total Senior Center Funding Sources		**$ 292,018.93**	**$ 381,706.21**	**$ 376,760.67**	**$ 416,378.16**	**$ 464,150.09**
Total Senior Center Funding Uses		**$ 113,345.72**	**$ 163,328.00**	**$ 135,687.75**	**$ 157,462.07**	**$ 307,986.00**
Senior Center Beginning Fund Balance"September 30"		**$ 178,673.21**	**$ 218,378.21**	**$ 241,072.92**	**$ 258,916.09**	**$ 156,164.09**
Assigned Fund Balance - HVAC		$ -	$ 40,000.00	$ 29,997.00	$ 40,000.00	$ 40,000.00
Total Committed Fund Balance		$ -	$ 40,000.00	$ 29,997.00	$ 40,000.00	$ 40,000.00
Total Unassigned Fund Balance		**178,673.21**	**178,378.21**	**211,075.92**	**218,916.09**	**116,164.09**

90-Day Reserve	$ 15,856.27
Days reserve	886.39

Senior Ctr Sales Tax	
Health Insurance Rate	7,552.68
Work Comp Rate	4.38%
Retirement Rate	5.20%

Payroll Detail

FTE	#	FY2022	FY2023 Budgeted	Availability Allowance	Social Security	Retirement	Insurance	Work Comp	Total Salary & Benefits
Custodian	0.16	4,992.00	$ 5,241.60		401.00	273.00	1,209.00	230.00	**$ 7,354.60**
	0.16	4,992.00	5,241.60	-	401.00	273.00	1,209.00	230.00	**$ 7,354.60**
Overtime		91.28	500.00						
Total Salaries		5,083.28	5,741.60						

		Department Request	
Senior Ctr Sales Tax Revenues		Amount	Justification & Supporting Information
175-175-4030-175	Sales Tax - 1/16-Cent	164,834.00	
175-175-4201-175	CARES Act		
175-175-4700-175	Interest Earned-Senior Center	400.00	
175-175-4800-175	Senior Center Miscellaneous		
175-175-4820-175	Sale of Property		
		165,234.00	

Senior Ctr Sales Tax Expenditures		Amount	Justification & Supporting Information
175-175-5010-175	Senior Center Salaries	5,242.00	
175-175-5020-175	Senior Center Overtime	500.00	
175-175-5170-175	Senior Center Social Security	440.00	
175-175-5180-175	Senior Center Retirement	299.00	
175-175-5190-175	Senior Center Health Insurance	1,209.00	
175-175-5210-175	Senior Center Workers Comp.	252.00	
175-175-5260-175	Senior Center Prof. Services	6,580.00	Pest Control $780, Fire Inspection $500, Kitchen Inspection $150, Hood Inspection $400, Trap Cleaning $1000, Floor cleaning $2700, Security monitoring $500, Hood cleaning $450, AED annual inspections $200
175-175-5300-175	Senior Center Ins. & Bonds	4,881.00	Property Ins Incl 6%
175-175-5320-175	Senior Center Facility Maint.	12,000.00	
175-175-5330-175	Senior Center Equipment Maint.	500.00	
175-175-5360-175	Senior Center Memb/Train/Trvl	300.00	AED/CPR Certifications
175-175-5590-175	Senior Center General Supplies	1,000.00	
175-175-5610-175	Senior Center Activity/Event	3,000.00	
175-175-5700-175	Senior Center Comp., Software	500.00	
175-175-6300-175	Senior Center Electricity	23,343.00	7.38% over actual FY21 -due to increase from recent rate case
175-175-6350-175	Senior Center Phones	4,260.00	
		64,306.00	

Senior Ctr Sales Tax Other Sources		Amount	Justification & Supporting Information
175-000-3303-000	Transfer from General		
175-000-3364-000	Transfer to Capital Reserve	40,000.00	total HVAC replacement

Senior Ctr Sales Tax Other Uses		Amount	Justification & Supporting Information
175-000-3214-000	Transfer to 2014 Series COP		
175-000-3285-000	Trns to Capital Improvement	150,000.00	HVAC replacement, Fitness equipment $10,000, Storage Room relocation $20,000
175-000-3221-000	Transfer to 2021 Series DS	53,680.00	2021 Debt Principal & Interest Payment & Admin Fees
175-000-3264-000	Transfer to Capital Reserve	40,000.00	total HVAC replacement
175-000-3200-000	Sales Tax to TIF		

Parks & Recreation

Kenny Balls
Parks & Recreation Manager
Kballs@neoshomo.org

The Parks Department administers and maintains Neosho Parks and other properties assigned to Parks Department under the direction of the City Manager. This includes annual budgeting, bidding projects, land management, and maintaining and training the work force. The Parks Department is funded by a 3/8 of 1% sales tax shared with the Drainage Department. This tax was approved by the Neosho voters August of 1997.

Revenue Category	FY2021 Actual	FY2022 Adopted Budget	FY2022 Current YTD Actuals	FY2023 Proposed Budget
Taxes	673,936.16	738,650.00	591,209.31	593,400.00
Intergovernmental	156,819.24	-	-	89,172.00
Licenses & Permits	-	-	-	-
Charges for Services	9,109.00	5,500.00	7,374.00	8,000.00
Fines & Forfeitures	-	-	-	-
Miscellaneous	12,163.67	5,900.00	11,781.73	5,900.00
Other Sources	32,850.00	164,000.00	-	510,500.00
	-	-	-	-
	-	-	-	-
Total	**884,878.07**	**914,050.00**	**610,365.04**	**1,206,972.00**
	$ (0.00)	$ -	$ -	$ -

Expense Category	FY2021 Actual	FY2022 Adopted Budget	FY2022 Current YTD Actuals	FY2023 Proposed Budget
Salaries, Benefits, & Support	322,326.88	332,237.00	272,464.97	331,566.00
Supplies & Materials	14,339.00	15,000.00	10,294.91	23,000.00
Maintenance & Repair	47,758.64	76,268.51	48,543.82	58,500.00
Contractual Services	57,802.58	54,100.00	57,553.31	66,287.00
Utilities	26,799.34	26,247.00	18,776.46	28,359.00
Other Expenses	28,674.99	10,100.00	15,127.59	36,244.00
Capital	174,555.18	565,599.78	358,040.69	578,900.00
Other Uses	54,000.00	126,135.00	99,450.00	61,992.00
Debt Service	-	-	-	-
Total	**726,256.61**	**1,205,687.29**	**880,251.75**	**1,184,848.00**
	$ 0.00	$ -	$ 0.00	$ (15,000.00)

Highlights - Variances of 10% (FY2022 Projected/FY2023)

Increases:

Professional Services - Increase $600

Insurance and Bonds- Increase of property values 5.84% with additional Increase in property insurance 5.4% with additional 6% increase for FY23 Budget.

Fuels and Lubricants- Increase in fuel cost $2,400

Computer/Software- Office, Cyber Software $2,631

Electricity- Rate Increase of 7.38%

General Supplies- Pool Sweeper and furniture $8,000

Decreases:

Staffing Levels	FY2021 Actual	FY2022 Adopted Budget	FY2022 Current Budget	FY2023 Proposed Budget
Parks & Recreation Director	1	1	1	1
Crew Leader	1	1	1	1
Marks Maintenance	5	5	5	5
Administrative Assistant	0.25	0.5	0.5	
DEPARTMENT TOTAL	**7.25**	**7.5**	**7.5**	**7**

Parks Department

Account	Account Name	Category	FY2021 Actual	FY2022 Budget	As of 7/31/2022 Actual	Estimated FY2022 Actual	Proposed FY2023 Budget
Parks Department Revenues							
180-750-4030-750	Sales Tax Parks	TX	668,936.16	576,116.00	591,209.31	709,451.17	593,400.00
180-750-4200-750	Grant Revenue	TX	5,000.00	162,534.00	-	-	-
180-750-4201-750	CARES Act	IR	1,007.78	-	-	-	-
180-750-4500-750	Park Fees	CH	4,591.00	3,500.00	1,375.00	1,650.00	2,500.00
180-750-4500-752	RV Pad Rental	CH	4,638.00	2,000.00	5,999.00	7,198.80	5,500.00
180-750-4530-750	Fish Food Monies	MS	4,676.81	4,500.00	4,555.21	5,466.25	4,500.00
180-750-4700-750	Interest Earned-Parks Fund	MS	1,767.75	1,400.00	1,406.96	1,688.35	1,400.00
180-750-4760-750	Insurance Proceeds	MS	2,466.56	-	-	-	-
180-750-4800-750	Parks Miscellaneous	MS	2,296.55	-	546.00	546.00	-
180-750-4820-750	Sale and Use of Property	MS	1,056.00	-	-	-	-
180-750-4990-750	Donations Parks	MS	-	-	2,636.78	3,164.14	-
180-750-4990-753	Skate Park Donations	MS	-	-	-	-	-
180-750-4990-750	Donations Parks	MS	-	-	2,636.78	3,164.14	-
180-750-4990-753	Skate Park Donations	MS	-	-	-	-	-
180-750-4660-750	FEMA Revenues	IR	155,811.46	-	-	-	-
New	Bicycle Grant Revenue	IR	-	-	-	-	89,172.00
Total Parks Department Revenues			**$ 852,248.07**	**$ 750,050.00**	**$ 610,365.04**	**$ 732,328.85**	**$ 696,472.00**
Parks Department Expenditures							
180-750-5010-750	Parks Salaries	PR	224,974.62	230,555.00	193,717.40	232,460.88	227,974.00
180-750-5020-750	Parks Overtime	PR	6,368.63	5,000.00	4,980.71	5,976.85	5,000.00
180-750-5030-750	Parks Part Time	PR	-	-	-	-	-
180-750-5070-750	Availability Allowance	PR	1,080.00	1,080.00	900.00	1,080.00	1,080.00
180-750-5170-750	Parks Social Security	PR	17,115.58	18,020.00	14,652.30	17,582.76	17,823.00
180-750-5180-750	Parks Retirement	PR	6,398.56	9,894.00	7,061.49	8,473.79	12,115.00
180-750-5190-750	Parks Health Insurance	PR	49,914.90	52,870.00	39,827.97	47,793.56	52,869.00
180-750-5210-750	Parks Workers Compensation	PR	9,672.46	10,318.00	8,360.17	10,032.20	10,205.00
180-750-5260-750	Parks Professional Services	SV	2,604.08	2,100.00	2,264.67	2,717.60	2,700.00
180-750-5300-750	Parks Insurance and Bonds	SV	15,121.00	12,000.00	19,710.00	23,652.00	23,587.00
180-750-5320-750	Parks Facility Maintenance	MC	24,220.01	41,785.51	25,402.03	30,482.44	28,000.00
180-750-5320-753	Skatepark Facility Maintenance	MC	924.04	1,000.00	122.49	146.99	1,000.00
180-750-5330-750	Parks Equipment Maintenance	MC	14,458.31	22,483.00	16,212.68	19,455.22	18,000.00
180-750-5360-750	Parks Member/Training/Travel	PR	1,243.78	1,000.00	418.00	501.60	1,000.00
180-750-5380-750	Parks Uniforms	PR	3,175.00	3,500.00	2,546.93	3,056.32	3,500.00
180-750-5530-750	Parks Fuels/Lubricants	OT	14,658.41	9,600.00	14,776.24	17,731.49	12,000.00
180-750-5590-750	Parks General Supplies	SP	6,774.47	10,000.00	5,987.59	7,185.11	10,000.00
180-750-5590-752	RV Park Expenses	SP	565.48	1,000.00	418.00	501.60	1,000.00
180-750-5610-750	Christmas Lighting	SP	4,235.97	4,000.00	3,889.32	4,667.18	4,000.00
180-750-5630-750	Wading Pool Expenses	MC	572.78	1,000.00	939.36	1,127.23	1,000.00
180-750-5700-750	Parks Computer/Software	OT	699.98	500.00	351.35	421.62	3,132.00
180-750-5780-750	Parks Capital Vehicles	CIP	-	-	-	-	-
180-750-5790-750	Parks Capital	CIP	(548.75)	-	-	-	-
180-750-6190-750	COVID Expenditures	OT	2,498.99	-	-	-	-
180-750-6300-750	Parks Electricity	UT	14,189.61	12,000.00	12,067.10	14,480.52	15,237.00
180-750-6310-750	Parks Heating Fuels	UT	5,300.59	5,300.00	1,643.62	1,972.34	5,616.00
180-750-6350-750	Parks Phones	UT	4,588.04	4,620.00	3,816.97	4,580.36	4,584.00
180-750-6390-750	Parks Minor Equipment	OT	-	-	-	-	10,000.00
180-750-6410-750	Flowers & Plants	MC	2,252.97	4,000.00	3,488.71	4,186.45	4,500.00
180-750-5331-750	Helicopter Maintenance		-	-	-	-	15,000.00
Total Parks Department Expenditures			**$ 433,059.51**	**$ 463,625.51**	**$ 383,555.10**	**$ 460,266.12**	**$ 490,922.00**
Parks Department Other Sources							
180-000-3343-000	Transfer from Other Funds	OS	32,850.00	164,000.00	-	-	470,500.00
Total Parks Department Other Sources			**$ 32,850.00**	**$ 164,000.00**	**$ -**	**$ -**	**$ 470,500.00**
Parks Department Other Uses							
180-000-3200-000	Sales Tax to TIF	OU	-	6,797.00	-	6,797.00	-
180-000-3241-000	Transfer to GC fm Parks -Mtce	OU	54,000.00	119,338.00	99,450.00	119,338.00	61,992.00
180-000-3285-000	Trns to Capital Improvement	CIP	175,103.93	565,599.78	358,040.69	565,599.78	578,900.00
180-000-3290-000	Transfer to Parks Recreation	OU	-	-	-	-	-
Total Parks Department Other Uses			**$ 229,103.93**	**$ 691,734.78**	**$ 457,490.69**	**$ 691,734.78**	**$ 640,892.00**
Change in Fund Balance			158,621.46	(291,637.29)	(269,886.71)	(466,853.31)	7,124.00
Parks Department Beginning Fund Balance"October 1"			**$ 426,698.64**	**$ 585,320.10**	**$ 585,320.10**	**$ 585,320.10**	**$ 118,466.79**
Total Parks Department Funding Sources			**$ 1,311,576.71**	**$ 1,499,370.10**	**$ 1,195,685.14**	**$ 1,317,648.95**	**$ 1,325,438.79**
Total Parks Department Funding Uses			**$ 726,256.61**	**$ 1,205,687.29**	**$ 880,251.75**	**$ 1,199,182.16**	**$ 1,199,848.00**
Parks Department Beginning Fund Balance"September 30"			**$ 585,320.10**	**$ 293,682.81**	**$ 315,433.39**	**$ 118,466.79**	**$ 125,590.79**
					578,900.00		
90-Day Reserve							$ 121,049.26
					Days reserve		93.38

Parks Sales Tax	
Health Insurance Rate	7,552.68
Work Comp Rate	4.38%
Retirement Rate	5.20%

Payroll Detail

FTE	#	FY2022	FY2023 Budgeted	Availability Allowance	Social Security	Retirement	Insurance	Work Comp	Total Salary & Benefits
Dalbom, Clint J	0	55,120.00			-	-	-	-	$ -
Balls, Kenneth	1	39,520.00	$ 41,496.00	360	3,175.00	2,158.00	7,553.00	1,818.00	$ **56,560.00**
Martin, Joshua	1	29,120.00	$ 30,576.00	360	2,340.00	1,590.00	7,553.00	1,340.00	$ **43,759.00**
Vermillion, Jack	1	27,837.68	$ 29,229.56		2,237.00	1,520.00	7,553.00	1,281.00	$ **41,820.56**
Mathis, Justin	1	25,958.40	$ 27,256.32		2,086.00	1,418.00	7,553.00	1,194.00	$ **39,507.32**
Lane, Richard	1	24,960.00	$ 26,208.00		2,005.00	1,363.00	7,553.00	1,148.00	$ **38,277.00**
Salsman, Clinton	1	24,960.00	$ 26,208.00		2,005.00	1,363.00	7,553.00	1,148.00	$ **38,277.00**
Supervisor	1		$ 47,000.00	360	3,596.00	2,444.00	7,553.00	2,059.00	$ **63,012.00**
	7.00	227,476.08	227,973.88	1,080.00	17,444.00	11,856.00	52,871.00	9,988.00	$ **321,212.88**

Overtime	5,976.85	5,000.00
Part Time & Seasonal	-	-
Total Salaries	233,452.93	232,973.88

Parks Sales Tax Revenues		Department Request: Amount	Justification & Supporting Information
180-750-4030-750	Sales Tax Parks	593,400.00	
180-750-4200-750	Grant Revenue		
180-750-4201-750	CARES Act		
180-750-4500-750	Park Fees	2,500.00	5 Year Historical
180-750-4500-752	RV Pad Rental	5,500.00	
180-750-4530-750	Fish Food Monies	4,500.00	5 Year Historical
180-750-4700-750	Interest Earned-Parks Fund	1,400.00	5 Year Historical
180-750-4760-750	Insurance Proceeds		
180-750-4800-750	Parks Miscellaneous		
180-750-4820-750	Sale and Use of Property		
180-750-4990-750	Donations Parks		
180-750-4990-753	Skate Park Donations		
180-750-4990-750	Donations Parks		
180-750-4990-753	Skate Park Donations		
180-750-4660-750	FEMA Revenues		
New	Bicycle Grant Revenue	89,172.00	RTP Grant - City match is the bridge.
		696,472.00	

Parks Sales Tax Expenditures		Amount	Justification & Supporting Information
180-750-5010-750	Parks Salaries	227,974.00	
180-750-5020-750	Parks Overtime	5,000.00	
180-750-5030-750	Parks Part Time	-	New - Employee to lock pool gate at Big Spring Park.
180-750-5070-750	Availability Allowance	1,080.00	
180-750-5170-750	Parks Social Security	17,823.00	
180-750-5180-750	Parks Retirement	12,115.00	
180-750-5190-750	Parks Health Insurance	52,869.00	
180-750-5210-750	Parks Workers Compensation	10,205.00	
180-750-5260-750	Parks Professional Services	2,700.00	Stronghold $1524, Fire Inspections $200, Alarms for concession $200
180-750-5300-750	Parks Insurance and Bonds	23,587.00	Property Ins Incl 6%
180-750-5320-750	Parks Facility Maintenance	28,000.00	Same
180-750-5320-753	Skatepark Facility Maintenance	1,000.00	Same
180-750-5330-750	Parks Equipment Maintenance	18,000.00	3,000 Increase - aging equipment
180-750-5360-750	Parks Member/Training/Travel	1,000.00	Same
180-750-5380-750	Parks Uniforms	3,500.00	Same
180-750-5530-750	Parks Fuels/Lubricants	12,000.00	Increase 2,400.00 rising fuel costs.
180-750-5590-750	Parks General Supplies	10,000.00	Battery backup $100
180-750-5590-752	RV Park Expenses	1,000.00	Same
180-750-5610-750	Christmas Lighting	4,000.00	Same
180-750-5630-750	Wading Pool Expenses	1,000.00	Same
180-750-5700-750	Parks Computer/Software	3,132.00	Firewall $195.59, Office 365 $1,662.68, Cyber Software $1,272.99
180-750-6300-750	Parks Electricity	15,237.00	7.38% over actual FY21 -due to increase from recent rate case
180-750-6310-750	Parks Heating Fuels	5,616.00	Spire requested 5.94%-case ongoing
180-750-6350-750	Parks Phones	4,584.00	
180-750-6390-750	Parks Minor Equipment	10,000.00	Tools for new shop.
180-750-6410-750	Flowers & Plants	4,500.00	Increase $500.00 - rising costs.
180-750-5331-750	Helicopter Maintenance	15,000.00	
		490,922.00	

Parks Sales Tax Other Sources		Amount	Justification & Supporting Information
180-000-3343-000	Transfer from Other Funds	470,500.00	

Parks Sales Tax Other Uses		Amount	Justification & Supporting Information
180-000-3200-000	Sales Tax to TIF		
180-000-3241-000	Transfer to GC fm Parks -Mtce	61,992.00	total expenses, other uses less revenue, sources & transfer capital & general
180-000-3285-000	Trns to Capital Improvement	578,900.00	Truck replacement $30,000, Dog Park $25,000 & $20,000, Fish Hickory Creek $5,000, Bicycle Trails Downstream Loop $157,500 our share $64,800 from ADA trailhead access, Park Building Signage and Parking Lot $20,000, ADA sidewalk $5,000, ADA upgrade Scenic Park $98,000, 2 restrooms Morse Park $150,000, Coler Street Parking Lot $35,000, Lime Kiln restoration $30,000, Sidewalk Big Spring Park $2,000, Parks Building HVAC $1,400
180-000-3290-000	Transfer to Parks Recreation		

Recreation

Account	Account Name	FY2021 Actual	FY2022 Budget	As of 7/31/2022 Actual	Estimated FY2022 Actual	Proposed FY2023 Budget
Recreation Revenues						
180-142-4420-142	Concession Sales	-	-	-	-	-
180-185-4310-766	Soccer Fees	80.00	-	-	-	-
180-185-4980-766	Soccer Sponsorships	(100.00)	-	-	-	-
180-185-4990-766	Soccer Donations	-	-	-	-	-
180-940-4320-940	Swimming Pool Fees	(200.00)	-	-	-	-
180-940-4330-940	Swimming Pool Passes	-	-	-	-	-
180-940-4340-940	Swimming Pool Lessons	-	-	-	-	-
180-940-4800-940	Misc. Revenues	-	-	-	-	-
Total Recreation Revenues		**$ (220.00)**	**$ -**	**$ -**	**$ -**	**$ -**
Recreation Expenditures						
180-142-5030-142	Parks-Concession PartTime	-	-	-	-	-
180-142-5170-142	Parks-Concession Social Sec.	-	-	-	-	-
180-142-5210-142	Parks-Concession Workers Comp.	-	-	-	-	-
180-142-5310-142	Parks-Concession Cost of Goods	-	-	-	-	-
180-142-5590-142	Parks-Concession Gen. Supplies	-	-	-	-	-
180-185-5030-766	Parks - Soccer Part Time	2,067.00	-	-	-	-
180-185-5170-766	Parks - Soccer Social Security	158.10	-	-	-	-
180-185-5210-766	Parks - Soccer Workers Comp.	158.25	-	-	-	-
180-185-5590-766	Soccer Program Expenses	704.16	-	-	-	-
180-940-5020-940	Parks - Swim Overtime	-	-	-	-	-
180-940-5030-940	Parks - Swim Part Time	-	-	-	-	-
180-940-5170-940	Parks - Swim Social Security	-	-	-	-	-
180-940-5180-940	Parks - Swim Retirement	-	-	-	-	-
180-940-5210-940	Parks - Swim Workers Comp.	-	-	-	-	-
180-940-5260-940	Pool Professional Services	40,077.50	40,000.00	35,578.64	40,000.00	40,000.00
180-940-5300-940	Parks - Swim Insurance & Bonds	10,113.45	-	-	-	11,112.00
180-940-5320-940	Parks - Swim Facility Maint.	5,142.39	6,000.00	2,378.55	2,854.26	6,000.00
180-940-5330-940	Swim Equipment Maintenance	188.14	-	-	-	-
180-940-5540-940	Parks-Swim Pool Chemicals	-	-	-	-	-
180-940-5590-940	Parks - Swim General Supplies	2,763.08	-	-	-	8,000.00
180-940-5790-940	Swimming Pool Capital Improvem	-	-	-	-	-
180-940-6300-940	Parks - Pool Electricity	2,721.10	4,327.00	1,248.77	4,327.00	2,922.00
Total Recreation Expenditures		**$ 64,093.17**	**$ 50,327.00**	**$ 39,205.96**	**$ 47,181.26**	**$ 68,034.00**
Recreation Other Sources						
180-000-3390-000	Transfer from Parks Sales Tax	-	-	-	-	-
	0 transfer fm General					40,000.00
Total Recreation Other Sources		**$ -**	**$ -**	**$ -**	**$ -**	**$ 40,000.00**
Recreation Other Uses						
Transfer to General	Transfer to General					-
Total Recreation Other Uses		**$ -**	**$ -**	**$ -**	**$ -**	**$ -**
Change in Fund Balance		(64,313.17)	(50,327.00)	(39,205.96)	(47,181.26)	(28,034.00)

Parks Sales Tax

Parks Sales Tax Revenues		Department Request	
		Amount	Justification & Supporting Information
180-142-4420-142	Concession Sales		
180-185-4310-766	Soccer Fees		
180-185-4980-766	Soccer Sponsorships		
180-185-4990-766	Soccer Donations		
180-940-4320-940	Swimming Pool Fees		
180-940-4330-940	Swimming Pool Passes		
180-940-4340-940	Swimming Pool Lessons		
180-940-4800-940	Misc. Revenues		
		-	

Parks Sales Tax Expenditures		Amount	Justification & Supporting Information
180-142-5030-142	Parks-Concession PartTime		
180-142-5170-142	Parks-Concession Social Sec.		
180-142-5210-142	Parks-Concession Workers Comp.		
180-142-5310-142	Parks-Concession Cost of Goods		
180-142-5590-142	Parks-Concession Gen. Supplies		
180-185-5030-766	Parks - Soccer Part Time		
180-185-5170-766	Parks - Soccer Social Security		
180-185-5210-766	Parks - Soccer Workers Comp.		
180-185-5590-766	Soccer Program Expenses		
180-940-5020-940	Parks - Swim Overtime		
180-940-5030-940	Parks - Swim Part Time		
180-940-5170-940	Parks - Swim Social Security		
180-940-5180-940	Parks - Swim Retirement		
180-940-5210-940	Parks - Swim Workers Comp.		
180-940-5260-940	Pool Professional Services	40,000.00	YMCA Contract
180-940-5300-940	Parks - Swim Insurance & Bonds	11,112.00	Property Ins Incl 6%
180-940-5320-940	Parks - Swim Facility Maint.	6,000.00	
180-940-5330-940	Swim Equipment Maintenance		
180-940-5540-940	Parks-Swim Pool Chemicals		
180-940-5590-940	Parks - Swim General Supplies	8,000.00	pool sweeper, furniture
180-940-5790-940	Swimming Pool Capital Improvem		
180-940-6300-940	Parks - Pool Electricity	2,922.00	7.38% over actual FY21 -due to increase from recent rate case
		68,034.00	

Parks Sales Tax Other Sources		Amount	Justification & Supporting Information
180-000-3390-000	Transfer from Parks Sales Tax		
	Transfer from General	40,000.00	

Parks Sales Tax Other Uses		Amount	Justification & Supporting Information
Transfer to General	Transfer to General		

Auditorium & Lampo

David Kennedy
City Manager
D.kennedy@neoshomo.org

The Civic is an asset to the community and serves many functions. It may be used as one large venue, or as three separate rooms. The venue is equipped with a state-of-the-art sound and theatre lighting system providing support for a wide range of presentations. With more the 650 new seats in the balcony, the venue can accommodate more than 1,000 guests. The Civic and Lampo are funded by a .125% sales tax.

Revenue Category	FY2021 Actual	FY2022 Adopted Budget	FY2022 Current YTD Actuals	FY2023 Proposed Budget
Taxes	10,752.00	13,000.00	11,004.81	13,000.00
Intergovernmental	557,446.28	480,096.00	492,674.06	494,499.00
Licenses & Permits	-	-	-	-
Charges for Services	-	-	-	-
Fines & Forefeitures	-	-	-	-
Miscellaneous	20,638.02	42,500.00	45,612.57	18,000.00
Other Sources	-	-	-	-
	-	-	-	-
	-	-	-	-
Total	**588,836.30**	**535,596.00**	**549,291.44**	**525,499.00**
	$ -	$ -	$ -	$ -

Expense Category	FY2021 Actual	FY2022 Adopted Budget	FY2022 Current YTD Actuals	FY2023 Proposed Budget
Salaries, Benefits, & Support	29,139.98	37,963.00	22,275.13	39,149.00
Supplies & Materials	2,963.14	3,500.00	2,742.97	3,500.00
Maintenance & Repair	12,438.54	59,168.00	44,270.81	41,000.00
Contractual Services	24,660.17	26,500.00	20,098.39	29,604.00
Utilities	52,853.37	57,436.00	43,348.48	57,989.00
Other Expenses	-	-	-	-
Capital	2,615.00	84,500.00	35,898.45	331,500.00
Other Uses	-	-	-	-
Debt Service	216,308.77	217,640.00	206,339.94	213,719.00
Total	**340,978.97**	**486,707.00**	**374,974.17**	**716,461.00**
	$ -	$ -	$ -	$ -

Highlights - Variances of 10% (FY2022 Projected/FY2023)

Increases:

Insurance and Bonds- Increase of property values 5.84% with additional Increase in property insurance 5.4% with additional 6% increase for FY23 Budget.

Decreases:

Facility Maintenance- Decreased per need

Staffing Levels	FY2021 Actual	FY2022 Adopted Budget	FY2022 Current Budget	FY2023 Proposed Budget
Custodian	0.63	0.65	0.65	0.65
DEPARTMENT TOTAL	**0.63**	**0.65**	**0.65**	**0.65**

Auditorium

Account	Account Name	FY2021 Actual	FY2022 Budget	As of 7/31/2022 Actual	Estimated FY2022 Actual	Proposed FY2023 Budget
Auditorium Revenues						
195-114-4500-114	Lampo Rental Fees	10,752.00	13,000.00	11,004.81	13,205.77	13,000.00
195-195-4030-195	Auditorium Sales Tax	557,446.28	480,096.00	492,674.06	591,208.87	494,499.00
195-195-4500-195	Auditorium Rental Fees	12,943.34	37,000.00	37,897.31	45,476.77	14,000.00
195-195-4520-195	Auditorium Sound Fees	6,105.00	4,500.00	5,572.50	6,687.00	3,000.00
195-195-4700-195	Interest Earned-Auditorium Fd	1,589.68	1,000.00	2,142.76	2,571.31	1,000.00
Total Auditorium Revenues		**$ 588,836.30**	**$ 535,596.00**	**$ 549,291.44**	**$ 659,149.73**	**$ 525,499.00**
Auditorium Expenditures						
195-114-5260-114	Lampo Professional Services	769.95	1,100.00	1,227.51	1,473.01	1,100.00
195-114-5300-114	Lampo Insurance and Bonds	463.00	1,900.00	-	-	2,242.00
195-114-5320-114	Lampo Facility Maintenance	2,360.45	9,850.00	6,770.87	8,125.04	10,000.00
195-114-5330-114	Lampo Equipment Mtce	66.49	500.00	395.00	474.00	1,000.00
195-114-5590-114	Lampo General Supplies	1,274.41	1,000.00	721.87	866.24	1,000.00
195-114-6300-114	Lampo Electricity	5,686.21	7,000.00	1,606.50	1,927.80	7,517.00
195-114-6310-114	Lampo Heating Fuels	2,213.27	3,000.00	3,104.52	3,725.42	2,649.00
195-195-5010-195	Auditorium Salaries	18,803.45	20,639.00	17,007.71	20,409.25	21,294.00
195-195-5020-195	Auditorium Overtime	2,508.15	6,000.00	317.27	380.72	6,000.00
195-195-5030-195	Auditorium Part Time	375.00	2,000.00	397.50	477.00	2,000.00
195-195-5170-195	Auditorium Social Security	1,382.40	2,191.00	1,355.53	1,626.64	2,241.00
195-195-5180-195	Auditorium Retirement	591.03	1,119.00	383.57	460.28	1,420.00
195-195-5190-195	Auditorium Health Insurance	4,451.48	4,759.00	1,925.86	2,311.03	4,910.00
195-195-5210-195	Auditorium Workers Comp.	1,028.47	1,255.00	887.69	1,065.23	1,284.00
195-195-5260-195	Auditorium Prof. Services	7,238.74	7,500.00	5,864.45	7,037.34	7,500.00
195-195-5300-195	Auditorium Insurance & Bonds	16,188.48	16,000.00	13,006.43	15,607.72	18,762.00
195-195-5320-195	Auditorium Facility Maint.	9,045.60	43,818.00	33,281.12	39,937.34	25,000.00
195-195-5330-195	Auditorium Equipment Maint.	966.00	5,000.00	3,823.82	4,588.58	5,000.00
195-195-5590-195	Auditorium General Supplies	1,688.73	2,500.00	2,021.10	2,425.32	2,500.00
195-195-6300-195	Auditorium Electricity	30,725.88	32,000.00	23,115.37	27,738.44	32,994.00
195-195-6310-195	Auditorium Heating Fuels	9,998.37	11,200.00	11,997.39	14,396.87	10,593.00
195-195-6350-195	Auditorium Phones	4,229.64	4,236.00	3,524.70	4,229.64	4,236.00
195-195-5790-195	Auditorium Capital Improvement	-	-	-	-	-
Total Auditorium Expenditures		**$ 122,055.20**	**$ 184,567.00**	**$ 132,735.78**	**$ 159,282.94**	**$ 171,242.00**
Auditorium Other Sources						
0	0					-
Total Auditorium Other Sources		**$ -**	**$ -**	**$ -**	**$ -**	**$ -**
Auditorium Other Uses						
195-000-3214-000	Transfer to 2014 COP	1,938.55	-	-	-	-
195-000-3285-000	Trns to Capital Improvement	2,615.00	84,500.00	35,898.45	84,500.00	331,500.00
195-000-3221-000	Transfer to 2021 Series DS	214,370.22	217,640.00	206,339.94	217,640.00	213,719.00
195-000-3200-000	Sales Tax to TIF	-	-	-	-	-
Total Auditorium Other Uses		**$ 218,923.77**	**$ 302,140.00**	**$ 242,238.39**	**$ 302,140.00**	**$ 545,219.00**
Change in Fund Balance		247,857.33	48,889.00	174,317.27	197,726.79	(190,962.00)
Auditorium Beginning Fund Balance"October 1"		**$ 389,719.17**	**$ 637,576.50**	**$ 637,576.50**	**$ 637,576.50**	**$ 835,303.29**
Total Auditorium Funding Sources		**$ 978,555.47**	**$ 1,173,172.50**	**$ 1,186,867.94**	**$ 1,296,726.23**	**$ 1,360,802.29**
Total Auditorium Funding Uses		**$ 340,978.97**	**$ 486,707.00**	**$ 374,974.17**	**$ 461,422.94**	**$ 716,461.00**
Auditorium Beginning Fund Balance"September 30"		**$ 637,576.50**	**$ 686,465.50**	**$ 811,893.77**	**$ 835,303.29**	**$ 644,341.29**

90-Day Reserve		$ 42,224.06
	Days reserve	1,373.40

Auditorium Sales Tax	
Health Insurance Rate	7,552.68
Work Comp Rate	4.38%
Retirement Rate	5.20%

Payroll Detail

FTE	#	FY2022	FY2023 Budgeted	Availability Allowance	Social Security	Retirement	Insurance	Work Comp	Total Salary & Benefits
Custodian	0.65	20,280.00	$ 21,294.00		1,629.00	1,108.00	4,910.00	933.00	**$ 29,874.00**
	0.65	20,280.00	21,294.00	-	1,629.00	1,108.00	4,910.00	933.00	**$ 29,874.00**
Overtime		6,000.00	6,000.00						
Part Time & Seasonal		903.60	2,000.00						
Total Salaries		27,183.60	29,294.00						

Auditorium Sales Tax Revenues		Department Request: Amount	Justification & Supporting Information
195-114-4500-114	Lampo Rental Fees	13,000.00	
195-195-4030-195	Auditorium Sales Tax	494,499.00	
195-195-4500-195	Auditorium Rental Fees	14,000.00	5 year Historical
195-195-4520-195	Auditorium Sound Fees	3,000.00	
195-195-4700-195	Interest Earned-Auditorium Fd	1,000.00	Historical
195-195-4760-195	Insurance Proceeds		
		525,499.00	

Auditorium Sales Tax Expenditures		Amount	Justification & Supporting Information
195-114-5260-114	Lampo Professional Services	1,100.00	Pest Control $300, Fire Inspection $200, Kitchen system Inspection $200, Hood Cleaning $400
195-114-5300-114	Lampo Insurance and Bonds	2,242.00	
195-114-5320-114	Lampo Facility Maintenance	10,000.00	
195-114-5330-114	Lampo Equipment Mtce	1,000.00	
195-114-5590-114	Lampo General Supplies	1,000.00	
195-114-6300-114	Lampo Electricity	7,517.00	7.38% over actual FY21 -due to increase from recent rate case
195-114-6310-114	Lampo Heating Fuels	2,649.00	Spire requested 5.94%-case ongoing
195-195-5010-195	Auditorium Salaries	21,294.00	
195-195-5020-195	Auditorium Overtime	6,000.00	
195-195-5030-195	Auditorium Part Time	2,000.00	
195-195-5170-195	Auditorium Social Security	2,241.00	
195-195-5180-195	Auditorium Retirement	1,420.00	
195-195-5190-195	Auditorium Health Insurance	4,910.00	
195-195-5210-195	Auditorium Workers Comp.	1,284.00	
195-195-5260-195	Auditorium Prof. Services	7,500.00	Pest Control $480, Fire Inspection $1000, Kitchen Inspection $150, Hood Cleaning $400, Fire Security monitoring $600, Carpet cleaning $2500
195-195-5300-195	Auditorium Insurance & Bonds	18,762.00	Property Ins Incl 6%
195-195-5320-195	Auditorium Facility Maint.	25,000.00	
195-195-5330-195	Auditorium Equipment Maint.	5,000.00	
195-195-5590-195	Auditorium General Supplies	2,500.00	
195-195-6300-195	Auditorium Electricity	32,994.00	7.38% over actual FY21 -due to increase from recent rate case
195-195-6310-195	Auditorium Heating Fuels	10,593.00	Spire requested 5.94%-case ongoing
195-195-6350-195	Auditorium Phones	4,236.00	
		171,242.00	

Auditorium Sales Tax Other Sources	Amount	Justification & Supporting Information

Auditorium Sales Tax Other Uses		Amount	Justification & Supporting Information
195-000-3214-000	Transfer to 2014 COP		
195-000-3285-000	Trns to Capital Improvement	331,500.00	replace 3 1/2 in floppy drive with USB, $20,000, Roof Replacement Auditorium $182,000, Replace duct insulation on roof Auditorium $14,500, Table and Chairs $35,000, Lampo HVAC Replacement $80,000
195-000-3221-000	Transfer to 2021 Series DS	213,719.00	2021 Debt Principal & Interest Payment & Admin Fees
195-000-3200-000	Sales Tax to TIF		

Capital Improvement

Account	Account Name	FY2021 Actual	FY2022 Budget	As of 7/31/2022 Actual	Estimated FY2022 Actual	Proposed FY2023 Budget
Capital Improvement Revenues						
300-300-4030-300	Capital Improvement Sales Tax	371,630.87	320,064.00	328,448.78	394,138.54	326,412.00
300-300-4700-300	Interest Earned Capital	1,040.87	1,200.00	742.40	890.88	1,200.00
Total Capital Improvement Revenues		**$ 372,671.74**	**$ 321,264.00**	**$ 329,191.18**	**$ 395,029.42**	**$ 327,612.00**
Capital Improvement Expenditures						
300-300-5790-300	Capital Improvement/Purchases	1,476,761.02	-	-	-	-
300-300-5790-111	Capital Improvement/Purchases-City Clerk	-	13,000.00	4,580.00	13,000.00	15,000.00
300-300-5790-112	Capital Improvement/Purchases-General Admin	-	19,300.00	19,380.00	19,300.00	250,000.00
300-300-5790-115	Capital Improvement/Purchases-Development	-	32,000.00	32,274.00	32,000.00	-
300-300-5790-118	Capital Improvement/Purchases-Recycle	-	15,500.00	14,016.47	15,500.00	114,000.00
300-300-5790-120	Capital Improvement/Purchases-Police	-	56,000.00	104,171.34	56,000.00	314,052.00
300-300-5790-141	Capital Improvement/Purchases-IT	-	-	-	-	-
300-300-5790-143	Capital Improvement/Purchases-Fleet Maintenance	-	-	-	-	-
300-300-5790-144	Capital Improvement/Purchases-Emergency Management	-	-	-	-	-
300-300-5790-160	Capital Improvement/Purchases-Airport	-	135,000.00	90,610.28	135,000.00	400,000.00
300-300-5790-130	Capital Improvement/Purchases-Fire	-	804,120.00	822,583.50	804,120.00	363,767.00
300-300-5790-990	Capital Improvement/Purchases-Drainage	-	2,760,000.00	109,604.08	2,760,000.00	8,981,114.00
300-300-5790-175	Capital Improvement/Purchases-Senior Center	-	-	-	-	150,000.00
300-300-5790-195	Capital Improvement/Purchases-Auditorium	-	84,500.00	35,898.45	84,500.00	331,500.00
300-300-5790-750	Capital Improvement/Purchases-Parks & Recreation	748.88	438,430.00	340,074.83	438,430.00	578,900.00
300-300-5790-430	Capital Improvement/Purchases-Golf Course	-	145,000.00	92,352.51	145,000.00	244,400.00
300-300-5790-800	Capital Improvement/Purchases-Street	-	67,000.00	66,775.00	67,000.00	257,500.00
300-300-5790-204	Capital Improvement/Purchases-Cemetery	-	50,000.00	-	50,000.00	81,000.00
Total Capital Improvement Expenditures		**$ 1,477,509.90**	**$ 4,619,850.00**	**$ 1,732,320.46**	**$ 4,619,850.00**	**$ 12,081,233.00**
Capital Improvement Other Sources						
300-000-3385-112	Transfer to Capital Improvement/Purchases-General Admin	-	19,300.00	19,380.00	19,300.00	250,000.00
300-000-3385-111	Transfer to Capital Improvement/Purchases-City Clerk	-	13,000.00	4,580.00	13,000.00	15,000.00
300-000-3385-115	Transfer to Capital Improvement/Purchases-Development	-	32,274.00	32,274.00	32,274.00	-
300-000-3385-118	Transfer to Capital Improvement/Purchases-Recycle Center	-	15,500.00	14,016.47	15,500.00	114,000.00
300-000-3385-120	Transfer to Capital Improvement/Purchases-Police Department	-	56,000.00	104,171.34	56,000.00	314,052.00
300-000-3385-160	Transfer to Capital Improvement/Purchases-Airport	-	135,000.00	90,610.28	135,000.00	400,000.00
300-000-3385-130	Transfer to Capital Improvement/Purchases-Fire Department	-	804,120.00	822,583.50	804,120.00	363,767.00
300-000-3385-170	Transfer to Capital Improvement/Purchases-Drainage	-	2,760,000.00	109,604.08	2,760,000.00	8,981,114.00
300-000-3385-175	Transfer to Capital Improvement/Purchases-Senior Center	-	-	-	-	150,000.00
300-000-3385-180	Transfer to Capital Improvement/Purchases-Parks & Recreation	-	565,599.78	340,074.83	565,599.78	578,900.00
300-000-3385-195	Transfer to Capital Improvement/Purchases-Auditorium	-	84,500.00	35,898.45	84,500.00	331,500.00
300-000-3385-204	Transfer to Capital Improvement/Purchases-IOOF Cemetery	-	50,000.00	-	50,000.00	81,000.00
300-000-3385-450	Transfer to Capital Improvement/Purchases-Golf Course	-	145,000.00	92,352.51	145,000.00	244,400.00
300-000-3385-800	Transfer to Capital Improvement/Purchases-Streets Department	-	67,000.00	66,775.00	67,000.00	257,500.00
300-000-3385-000	Transfer from Other Funds	1,085,823.55	-	-	-	-
Total Capital Improvement Other Sources		**$ 1,085,823.55**	**$ 4,747,293.78**	**$ 1,732,320.46**	**$ 4,747,293.78**	**$ 12,081,233.00**
Capital Improvement Other Uses						
300-000-3200-000	Sales Tax to TIF	-	3,777.00	-	3,777.00	-
300-000-3220-000	Transfer to 2012A&B Fund	-	-	-	-	-
300-000-3242-000	Transfer to Golf Cap Imp Debt	325,888.28	300,000.00	250,000.00	300,000.00	251,950.00
300-000-3243-000	Transfer to Parks Department	-	-	-	-	-
Total Capital Improvement Other Uses		**$ 325,888.28**	**$ 303,777.00**	**$ 250,000.00**	**$ 303,777.00**	**$ 251,950.00**
Change in Fund Balance		(344,902.89)	144,930.78	79,191.18	218,696.20	75,662.00
Capital Improvement Beginning Fund Balance"October 1"		**$ 361,806.62**	**$ 16,903.73**	**$ 16,903.73**	**$ 16,903.73**	**$ 235,599.93**
Total Capital Improvement Funding Sources		**$ 1,820,301.91**	**$ 5,085,461.51**	**$ 2,078,415.37**	**$ 5,159,226.93**	**$ 12,644,444.92**
Total Capital Improvement Funding Uses		**$ 1,803,398.18**	**$ 4,923,627.00**	**$ 1,982,320.46**	**$ 4,923,627.00**	**$ 12,333,183.00**
Capital Improvement Beginning Fund Balance"September 30"		**$ 16,903.73**	**$ 161,834.51**	**$ 96,094.91**	**$ 235,599.93**	**$ 311,261.93**

90-Day Reserve $ -

Days reserve #DIV/0!

Capital Improvement Sales Tax

		Department Request	
Capital Improvement Sales Tax Revenues		Amount	Justification & Supporting Information
300-300-4030-300	Capital Improvement Sales Tax	326,412.00	
300-300-4700-300	Interest Earned-Econ Develop	1,200.00	
		327,612.00	

Capital Improvement Sales Tax Expenditures		Amount	Justification & Supporting Information
300-300-5790-300	Capital Improvement/Purchases		
300-300-5790-111	Capital Improvement/Purchases-City Clerk	15,000.00	Council chamber upgrades $15,000
300-300-5790-112	Capital Improvement/Purchases-General Admin	250,000.00	Roof replacement City Hall $250,000
300-300-5790-115	Capital Improvement/Purchases-Development	-	0
300-300-5790-118	Capital Improvement/Purchases-Recycle	114,000.00	8 Dumping Hoppers $10,000, horizontal crusher $90,000, vertical crusher 14,000
300-300-5790-120	Capital Improvement/Purchases-Police	314,052.00	Patrol Cars 2 Dodge Charger $60,000 Radio Towers 50% split with Fire $201,317, DJI Matrice 30T Drone $15,665, Balance Computers $37,069.90
300-300-5790-141	Capital Improvement/Purchases-IT	-	
300-300-5790-143	Capital Improvement/Purchases-Fleet Maintenance	-	
300-300-5790-144	Capital Improvement/Purchases-Emergency Management	-	
300-300-5790-160	Capital Improvement/Purchases-Airport	400,000.00	Taxiway construction-cost share $16,000
300-300-5790-130	Capital Improvement/Purchases-Fire	363,767.00	Fire Marshall Vehicle Replacement $35,000, Insulate Station 2 $10,000, Radio Towers 50% split Police $201,317, ARPA grant purchase $40,000?
300-300-5790-990	Capital Improvement/Purchases-Drainage	8,981,114.00	Stratford & Freeman Street (DED project) $2,652,000, DNR ARPA Cost Share $6,329,113.94
300-300-5790-175	Capital Improvement/Purchases-Senior Center	150,000.00	HVAC replacement, Fitness equipment $10,000, Storage Room relocation
300-300-5790-195	Capital Improvement/Purchases-Auditorium	331,500.00	replace 3 1/2 in floppy drive with USB, $20,000, Roof Replacement Auditorium $182,000, Replace duct insulation on roof Auditorium $14,500, Table and Chairs $35,000, Lampo HVAC Replacement $80,000
300-300-5790-750	Capital Improvement/Purchases-Parks & Recreation	578,900.00	Truck replacement $55,000, Dog Park $225,000 & $220,000, Fish Hatchery Creek $5,000, Bicycle Trails Downstream Loop $157,500 our share $64,800 from ADA trailhead access, Park Building Signage and Parking Lot $20,000, ADA sidewalk $5,000, ADA upgrade Scenic Park $98,000, 2 restrooms Morse Park $150,000, Coler Street Parking Lot $35,000, Lime Kiln restoration $30,000, Sidewalk Big Spring Park $2,000, Parks Building HVAC $1,400
300-300-5790-430	Capital Improvement/Purchases-Golf Course	244,400.00	Cart Path Resurface $200,000, Ice Machine at Pro Shop $6,500, Entrance
300-300-5790-800	Capital Improvement/Purchases-Street	257,500.00	$35,000 for construction of storage building 50%, $2,500 Ice machine replaced 50%, $220,000 State Spec dump truck to replace 1994 International
300-300-5790-204	Capital Improvement/Purchases-Cemetery	81,000.00	
		12,081,233.00	

Capital Improvement Sales Tax Other Sources		Amount	Justification & Supporting Information
300-000-3385-112	Transfer to Capital Improvement/Purchases-General Admin	250,000.00	Roof replacement City Hall $250,000
300-000-3385-111	Transfer to Capital Improvement/Purchases-City Clerk	15,000.00	Council chamber upgrades $15,000
300-000-3385-115	Transfer to Capital Improvement/Purchases-Development	-	0
300-000-3385-118	Transfer to Capital Improvement/Purchases-Recycle Center	114,000.00	8 Dumping Hoppers $10,000, horizontal crusher $90,000, vertical crusher 14,000
300-000-3385-120	Transfer to Capital Improvement/Purchases-Police Department	314,052.00	Patrol Cars 2 Dodge Charger $60,000 Radio Towers 50% split with Fire $201,317, DJI Matrice 30T Drone $15,665, Balance Computers $37,069.90
300-000-3385-160	Transfer to Capital Improvement/Purchases-Airport	400,000.00	Taxiway construction-cost share $16,000
300-000-3385-130	Transfer to Capital Improvement/Purchases-Fire Department	363,767.00	Fire Marshall Vehicle Replacement $35,000, Insulate Station 2 $10,000, Radio Towers 50% split Police $201,317, ARPA grant purchase $40,000? May combine into truck purchase, Balance Computers $55,135.23, Station Door 2 replacement $5,595 (revenue from claim recv'd in FY22, Water rescue Boat $12,720. Fire Hose $4,000
300-000-3385-170	Transfer to Capital Improvement/Purchases-Drainage	8,981,114.00	Stratford & Freeman Street (DED project) $2,652,000, DNR ARPA Cost Share $6,329,113.94
300-000-3385-175	Transfer to Capital Improvement/Purchases-Senior Center	150,000.00	HVAC replacement, Fitness equipment $10,000, Storage Room relocation
300-000-3385-180	Transfer to Capital Improvement/Purchases-Parks & Recreation	578,900.00	Truck replacement $55,000, Dog Park $225,000 & $220,000, Fish Hatchery Creek $5,000, Bicycle Trails Downstream Loop $157,500 our share $64,800 from ADA trailhead access, Park Building Signage and Parking Lot $20,000, ADA sidewalk $5,000, ADA upgrade Scenic Park $98,000, 2 restrooms Morse Park $150,000, Coler Street Parking Lot $35,000, Lime Kiln restoration $30,000, Sidewalk Big Spring Park $2,000, Parks Building HVAC $1,400
300-000-3385-195	Transfer to Capital Improvement/Purchases-Auditorium	331,500.00	replace 3 1/2 in floppy drive with USB, $20,000, Roof Replacement Auditorium $182,000, Replace duct insulation on roof Auditorium $14,500, Table and Chairs $35,000, Lampo HVAC Replacement $80,000
300-000-3385-204	Transfer to Capital Improvement/Purchases-IOOF Cemetery	81,000.00	Cemetery RoadsCemetery SoftwareFix the Cemetery Porch $10,000
300-000-3385-450	Transfer to Capital Improvement/Purchases-Golf Course	244,400.00	Cart Path Resurface $200,000, Ice Machine at Pro Shop $6,500, Entrance Sign $5,899.60, Cart Replacement $20,000, 18 Ball washers with new poles $6,000, Water station $6,000
300-000-3385-800	Transfer to Capital Improvement/Purchases-Streets Department	257,500.00	$35,000 for construction of storage building 50%, $2,500 Ice machine replaced 50%, $220,000 State Spec dump truck to replace 1994 International
		12,081,233.00	-

Capital Improvement Sales Tax Other Uses		Amount	Justification & Supporting Information
300-000-3200-000	Sales Tax to TIF		
300-000-3220-000	Transfer to 2012A&B Fund		
300-000-3242-000	Transfer to Golf Cap Imp Debt	251,950.00	
300-000-3243-000	Transfer to Parks Department		

Hotel/Motel

Account	Account Name	FY2021 Actual	FY2022 Budget	As of 7/31/2022 Actual	Estimated FY2022 Actual	Proposed FY2023 Budget
Hotel/Motel Revenues						
310-310-4040-330	Motel Tax Revenue	93,438.76	80,000.00	83,933.24	100,719.89	94,373.00
310-310-4700-330	Interest Earned-Hotel/Motel	951.35	900.00	949.82	1,139.78	950.00
Total Hotel/Motel Revenues		**$ 94,390.11**	**$ 80,900.00**	**$ 84,883.06**	**$ 101,859.67**	**$ 95,323.00**
Hotel/Motel Expenditures						
310-310-5240-330	Motel Promotions	40,961.00	56,653.68	46,377.30	55,652.76	101,898.00
Total Hotel/Motel Expenditures		**$ 40,961.00**	**$ 56,653.68**	**$ 46,377.30**	**$ 55,652.76**	**$ 101,898.00**
Hotel/Motel Other Sources						
Total Hotel/Motel Other Sources		**$ -**	**$ -**	**$ -**	**$ -**	**$ -**
Hotel/Motel Other Uses						
310-000-3210-000	Tran to General Adm 3% Adm Cst	2,400.00	2,400.00	2,000.00	2,400.00	2,831.00
310-000-3255-000	Transfer to -Celebrate	-	4,300.00	-	4,300.00	15,000.00
310-000-3256-000	Tran to -Fall Festival	-	12,144.00	-	12,144.00	15,000.00
310-000-3257-000	Transfer to-Bluegrass	-	-	-	-	-
Total Hotel/Motel Other Uses		**$ 2,400.00**	**$ 18,844.00**	**$ 2,000.00**	**$ 18,844.00**	**$ 32,831.00**
Change in Fund Balance		51,029.11	5,402.32	36,505.76	27,362.91	(39,406.00)
Hotel/Motel Beginning Fund Balance"October 1"		**$ 254,277.49**	**$ 305,306.60**	**$ 305,306.60**	**$ 305,306.60**	**$ 332,669.51**
Total Hotel/Motel Funding Sources		**$ 348,667.60**	**$ 386,206.60**	**$ 390,189.66**	**$ 407,166.27**	**$ 427,992.51**
Total Hotel/Motel Funding Uses		**$ 43,361.00**	**$ 75,497.68**	**$ 48,377.30**	**$ 74,496.76**	**$ 134,729.00**
Hotel/Motel Beginning Fund Balance"September 30"		**$ 305,306.60**	**$ 310,708.92**	**$ 341,812.36**	**$ 332,669.51**	**$ 293,263.51**

90-Day Reserve		$ 25,125.53
	Days reserve	1,050.47

Hotel/Motel

		Department Request	
Hotel/Motel Revenues		Amount	Justification & Supporting Information
310-310-4040-330	Motel Tax Revenue	94,373.00	
310-310-4700-330	Interest Earned-Hotel/Motel	950.00	
		95,323.00	

Hotel/Motel Expenditures		Amount	Justification & Supporting Information
310-310-5240-330	Motel Promotions	101,898.00	Phase 2 Electrify Square- Meter Loops $48,900 from fund balance; Crowder College Roughrider Scholarship Rodeo $2,000; Neosho Disc Golf Tournament $3,600; Neosho Fireworks $15,000; Neosho Arts Council ArtCon $8,898, Digital advertising $3,500, Chamber Membership $20,000
		101,898.00	

Hotel/Motel Other Sources	Amount	Justification & Supporting Information

Hotel/Motel Other Uses		Amount	Justification & Supporting Information
310-000-3210-000	Tran to General Adm 3% Adm Cst	2,831.00	
310-000-3255-000	Transfer to -Celebrate	15,000.00	
310-000-3256-000	Tran to -Fall Festival	15,000.00	
310-000-3257-000	Transfer to-Bluegrass		

TIF

Account	Account Name	FY2021 Actual	FY2022 Budget	As of 7/31/2022 Actual	Estimated FY2022 Actual	Proposed FY2023 Budget
TIF Revenues						
360-360-4900-360	Real Est. Tax TIF County	344,961.66	300,000.00	356,985.09	356,985.09	-
360-360-4910-360	Sales Tax TIF County	-	655,181.39	154,149.39	184,979.27	-
360-360-4700-360	Interest Earned-TIF Fund	9,899.12	5,000.00	7,286.57	8,743.88	-
360-360-4900-000	CDBG Grant	51,487.20	-	-	-	-
Total TIF Revenues		**$ 406,347.98**	**$ 960,181.39**	**$ 518,421.05**	**$ 550,708.24**	**$ -**
TIF Expenditures						
360-360-5590-360	TIF Expenses	111,343.36	3,668,081.87	3,668,081.87	4,401,698.24	-
360-360-6980-360	TIF Reim. W/WW 2012A&B	51,299.27	52,135.00	46,701.31	56,041.57	-
Total TIF Expenditures		**$ 162,642.63**	**$ 3,720,216.87**	**$ 3,714,783.18**	**$ 4,457,739.82**	**$ -**
TIF Other Sources						
360-000-3300-000	Sales Tax to TIF					-
Total TIF Other Sources		**$ -**	**$ -**	**$ -**	**$ -**	**$ -**
TIF Other Uses						
Total TIF Other Uses		**$ -**	**$ -**	**$ -**	**$ -**	**$ -**
Change in Fund Balance		243,705.35	(2,760,035.48)	(3,196,362.13)	(3,907,031.57)	-
TIF Beginning Fund Balance"October 1"		**$ 2,484,577.65**	**$ 2,728,283.00**	**$ 2,728,283.00**	**$ 2,728,283.00**	**$ (1,178,748.57)**
Total TIF Funding Sources		**$ 2,890,925.63**	**$ 3,688,464.39**	**$ 3,246,704.05**	**$ 3,278,991.24**	**$ (1,178,748.57)**
Total TIF Funding Uses		**$ 162,642.63**	**$ 3,720,216.87**	**$ 3,714,783.18**	**$ 4,457,739.82**	**$ -**
TIF Beginning Fund Balance"September 30"		**$ 2,728,283.00**	**$ (31,752.48)**	**$ (468,079.13)**	**$ (1,178,748.57)**	**$ (1,178,748.57)**

90-Day Reserve	$ -
Days reserve	#DIV/0!

Golf Course

David Kennedy
City Manager
D.kennedy@neoshomo.org

The Neosho Municipal Golf Course is a beautiful 18-hole facility with two different nine-hole layouts. The original nine-hole course was constructed in 1924 by famous golf architect Perry Maxwell.

Revenue Category	FY2021 Actual	FY2022 Adopted Budget	FY2022 Current YTD Actuals	FY2023 Proposed Budget
Taxes	-	-	-	-
Intergovernmental	-	-	-	-
Licenses & Permits	-	-	-	-
Charges for Services	490,065.51	401,900.00	375,380.28	397,795.00
Fines & Forfeitures	-	-	-	-
Miscellaneous	3,320.41	1,700.00	2,105.22	1,700.00
Other Sources	426,643.28	514,338.00	349,450.00	604,341.99
	-	-	-	-
	-	-	-	-
Total	**920,029.20**	**917,938.00**	**726,935.50**	**1,003,836.99**
	$ -	$ -	$ -	$ -

Expense Category	FY2021 Actual	FY2022 Adopted Budget	FY2022 Current YTD Actuals	FY2023 Proposed Budget
Salaries, Benefits, & Support	199,390.57	242,078.00	168,921.12	314,193.00
Supplies & Materials	55,403.15	52,000.00	48,183.20	61,000.00
Maintenance & Repair	30,960.73	43,500.00	35,577.30	74,500.00
Contractual Services	26,003.19	33,200.00	22,678.63	36,828.00
Utilities	20,342.24	20,980.00	21,224.18	21,932.00
Other Expenses	68,536.64	64,420.00	59,656.71	77,954.00
Capital	180,534.36	173,210.00	97,894.45	272,610.00
Other Uses	-	-	-	-
Debt Service	274,318.28	288,550.00	184,311.96	251,950.00
Total	**855,489.16**	**917,938.00**	**638,447.55**	**1,110,967.00**
	$ -	$ -	$ -	$ -

Highlights - Variances of 10% (FY2022 Projected/FY2023)

Increases:

Part Time Salary- Increase minimum wage $12.00

Insurance and Bonds- Increase of property values 5.84% with additional Increase in property insurance 5.4% with additional 6% increase for FY23 Budget.

Concession Cost-Cost of inventory increase $10,000

Golf Cart Maintenance- Reflect maintenance cost increase $1,000

Uniforms- Material increase $500

Fuels/Lubricants - Increase in fuel prices $4,000

Chemicals- Cost of materials increase $8,000

General Supplies- Increase in Supply cost $2,000 9 restrooms

Capital - Additional capital projects added for maintenance and upgrades to course.

Decreases:

Staffing Levels	FY2021 Actual	FY2022 Adopted Budget	FY2022 Current Budget	FY2023 Proposed Budget
ProShop Manager	1	1	1	1
Grounds Supervisor	1	1	1	1
Lead Greenskeeper	1	1	1	1
DEPARTMENT TOTAL	**3**	**3**	**3**	**3**

Golf Course

Account	Account Name	FY2021 Actual	FY2022 Budget	As of 7/31/2022 Actual	Estimated FY2022 Actual	Proposed FY2023 Budget
Golf Course Revenues						
450-150-4350-430	Golf Course Fees	171,704.01	135,000.00	117,947.58	141,537.10	124,413.00
450-150-4360-430	Golf Cart Rentals	137,198.00	113,000.00	103,933.25	124,719.90	114,982.00
450-150-4361-430	Storage Rental	-	-	-	-	-
450-150-4370-430	Passes for Fees	82,089.25	75,500.00	81,378.50	97,654.20	75,500.00
450-150-4380-430	Pro Shop Revenue	34,432.75	30,000.00	28,137.60	33,765.12	30,000.00
450-150-4390-430	Driving Range Revenue	6,174.00	4,000.00	3,331.00	3,997.20	5,000.00
450-150-4395-430	Ghin System Revenues	351.00	-	-	-	-
450-150-4420-430	Golf Concessions Revenue	45,916.50	26,000.00	37,015.35	44,418.42	30,000.00
450-150-4500-430	Communtity Room Rental	1,735.00	1,700.00	-	-	1,700.00
450-150-4700-430	Interest Earned-Golf Course	73.41	-	133.59	160.31	-
450-150-4760-430	Insurance Proceeds	-	-	-	-	-
450-150-4800-430	Golf Course Miscellaneous	1,512.00	-	1,971.63	2,365.96	-
450-150-4820-430	Sale of Property	2,140.00	-	-	-	-
450-150-4993-430	Advertising Revenue	3,500.00	4,000.00	2,737.00	3,284.40	3,500.00
450-150-4352-430	Tournament Fees	6,560.00	14,400.00	900.00	1,080.00	14,400.00
Total Golf Course Revenues		**$ 493,385.92**	**$ 403,600.00**	**$ 377,485.50**	**$ 452,982.60**	**$ 399,495.00**
Golf Course Expenditures						
450-150-5010-430	Golf Course Salaries	85,149.59	106,180.00	74,991.03	106,180.00	153,130.00
450-150-5020-430	Golf Course Overtime	4,956.59	5,000.00	4,355.01	5,226.01	5,000.00
450-150-5030-430	Golf Course Part Time	66,311.47	76,600.00	55,201.21	66,241.45	84,000.00
450-150-5070-430	Availability Allowance	-	-	-	-	-
450-150-5170-430	Golf Course Social Security	11,841.03	14,366.00	10,216.50	13,590.03	18,523.00
450-150-5180-430	Golf Course Retirement	1,963.41	4,670.00	2,385.97	2,863.16	8,223.00
450-150-5190-430	Golf Course Health Insurance	17,746.88	23,037.00	13,596.87	16,316.24	30,211.00
450-150-5210-430	Golf Course Workers Comp.	9,414.13	8,225.00	6,158.60	7,390.32	10,606.00
450-150-5260-430	Golf Course Prof. Services	9,073.51	14,000.00	8,326.54	9,991.85	14,056.00
450-150-5270-430	Golf Course Credit Card Fees	7,209.22	9,000.00	6,759.89	8,111.87	9,000.00
450-150-5300-430	Golf Insurance & Bonds	9,720.46	10,200.00	7,592.20	9,110.64	13,772.00
450-150-5310-430	Golf Course Concession Cost	19,889.98	20,000.00	18,635.18	22,362.22	30,000.00
450-150-5314-430	Golf Course Accessories	25,603.69	20,000.00	23,338.96	28,006.75	25,000.00
450-150-5325-430	Grounds Maintenance	17,619.35	16,000.00	13,873.39	16,648.07	46,000.00
450-150-5330-430	Golf Equipment Maintenance	9,076.01	15,000.00	11,387.07	13,664.48	15,000.00
450-150-5320-430	Golf Facility Maintenance	2,354.41	10,000.00	7,468.48	8,962.18	10,000.00
450-150-5335-430	Golf Cart Maintenance	1,910.96	2,500.00	2,848.36	3,418.03	3,500.00
450-150-5350-430	Driving Range Expense	392.00	1,500.00	825.00	990.00	1,500.00
450-150-5360-430	Golf Course Member/Train/Trvl	-	1,000.00	36.00	43.20	1,000.00
450-150-5380-430	Uniforms	2,007.47	3,000.00	1,979.93	2,375.92	3,500.00
450-150-5395-430	Ghin System Expense	-	-	-	-	-
450-150-5530-430	Golf Course Fuels/Lubricants	16,612.09	16,000.00	16,617.57	19,941.08	20,000.00
450-150-5540-430	Golf Course Chemicals	48,149.06	48,000.00	44,462.60	53,355.12	55,000.00
450-150-5590-430	Golf Course General Supplies	7,254.09	4,000.00	3,720.60	4,464.72	6,000.00
450-150-5700-430	Golf Course Computer/Software	1,672.97	-	-	-	1,454.00
450-150-6300-430	Golf Course Electricity	15,395.83	16,000.00	17,114.95	20,537.94	16,532.00
450-150-6350-430	Golf Course Phones	4,946.41	4,980.00	4,109.23	4,931.08	5,400.00
450-150-6380-430	Lease Payments	28,209.36	28,210.00	23,507.80	28,209.36	28,210.00
450-150-5790-430	Capital Improvement	-	-	-	-	-
450-150-5610-430	Tournament Expenses	4,365.91	6,920.00	240.00	288.00	-
Total Golf Course Expenditures		**$ 428,845.88**	**$ 484,388.00**	**$ 379,748.94**	**$ 473,219.72**	**$ 614,617.00**
Golf Course Other Sources						
450-000-3340-000	Transfer fm General	46,755.00	95,000.00	-	95,000.00	290,399.99
450-000-3341-000	Transfer fm Parks -Mtce	54,000.00	119,338.00	99,450.00	119,338.00	61,992.00
450-000-3342-000	Transfer fm Capital Imp	325,888.28	300,000.00	250,000.00	300,000.00	251,950.00
Total Golf Course Other Sources		**$ 426,643.28**	**$ 514,338.00**	**$ 349,450.00**	**$ 514,338.00**	**$ 604,341.99**
Golf Course Other Uses						
450-000-3276-000	Transfer to 2016 DS	274,318.28	288,550.00	184,311.96	288,550.00	251,950.00
450-000-3285-000	Trns to Capital Improvement	152,325.00	145,000.00	74,386.65	145,000.00	244,400.00
Total Golf Course Other Uses		**$ 426,643.28**	**$ 433,550.00**	**$ 258,698.61**	**$ 433,550.00**	**$ 496,350.00**
Change in Fund Balance		64,540.04	-	88,487.95	60,550.88	(107,130.01)
Golf Course Beginning Fund Balance"October 1"		**$ 136,850.91**	**$ 201,390.95**	**$ 201,390.95**	**$ 201,390.95**	**$ 261,941.83**
Total Golf Course Funding Sources		**$ 1,056,880.11**	**$ 1,119,328.95**	**$ 928,326.45**	**$ 1,168,711.55**	**$ 1,265,778.82**
Total Golf Course Funding Uses		**$ 855,489.16**	**$ 917,938.00**	**$ 638,447.55**	**$ 906,769.72**	**$ 1,110,967.00**
Golf Course Beginning Fund Balance"September 30"		**$ 201,390.95**	**$ 201,390.95**	**$ 289,878.90**	**$ 261,941.83**	**$ 154,811.82**
90-Day Reserve						$ 151,549.40
				Days reserve		91.94

Golf Course	
Health Insurance Rate	7,552.68
Work Comp Rate	4.38%
Retirement Rate	5.20%

Payroll Detail

FTE	#	FY2022	FY2023 Budgeted	Availability Allowance	Social Security	Retirement	Insurance	Work Comp	Total Salary & Benefits
Adams, Jeff	1	36,595.52	$ 38,425.30		2,940.00	1,999.00	7,553.00	1,684.00	**$ 52,601.30**
Ottesen, Shea	1	31,200.00	$ 32,760.00		2,507.00	1,704.00	7,553.00	1,435.00	**$ 45,959.00**
Gray, Benjamin	1	33,280.00	$ 34,944.00		2,674.00	1,818.00	7,553.00	1,531.00	**$ 48,520.00**
Supervisor	1		$ 47,000.00		3,596.00	2,444.00	7,553.00	2,059.00	**$ 62,652.00**
	4.00	101,075.52	153,129.30	-	11,717.00	7,965.00	30,212.00	6,709.00	**$ 209,732.30**

Overtime	5,226.01	5,000.00
Part Time & Seasonal	66,241.45	84,000.00
Total Salaries	172,542.98	242,129.30

Golf Course Revenues		Department Request Amount	Justification & Supporting Information
450-150-4350-430	Golf Course Fees	124,413.00	estimated actuals for 2022- 5 year avg 2015-2020 $124,412.35
450-150-4360-430	Golf Cart Rentals	114,982.00	estimated actuals for 2022- 5 year avg 2015-2020 $114,981.47
450-150-4361-430	Storage Rental	-	
450-150-4370-430	Passes for Fees	75,500.00	
450-150-4380-430	Pro Shop Revenue	30,000.00	
450-150-4390-430	Driving Range Revenue	5,000.00	5 Year Historical
450-150-4395-430	Ghin System Revenues	-	
450-150-4420-430	Golf Concessions Revenue	30,000.00	5 Year Historical with increase for jump in 2021
450-150-4500-430	Communtity Room Rental	1,700.00	to be adjusted closer to end of year
450-150-4700-430	Interest Earned-Golf Course		
450-150-4760-430	Insurance Proceeds		
450-150-4800-430	Golf Course Miscellaneous		
450-150-4820-430	Sale of Property		
450-150-4993-430	Advertising Revenue	3,500.00	Historical
450-150-4352-430	Tournament Fees	14,400.00	to be adjusted closer to end of year
		399,495.00	

Golf Course Expenditures		Amount	Justification & Supporting Information
450-150-5010-430	Golf Course Salaries	153,130.00	
450-150-5020-430	Golf Course Overtime	5,000.00	
450-150-5030-430	Golf Course Part Time	84,000.00	Increase $7,400.00 to reflect the $.85 increase in minimum wage.
450-150-5070-430	Availability Allowance	-	
450-150-5170-430	Golf Course Social Security	18,523.00	
450-150-5180-430	Golf Course Retirement	8,223.00	
450-150-5190-430	Golf Course Health Insurance	30,211.00	
450-150-5210-430	Golf Course Workers Comp.	10,606.00	
450-150-5260-430	Golf Course Prof. Services	14,056.00	ForeUp $6000, Pest control $360, Stronghold $1896, AED inspection $100, liquor license renewal $50, newton county liquor license, $56.00 TEC security $4530, Soil testing $200, Fire inspection $300
450-150-5270-430	Golf Course Credit Card Fees	9,000.00	
450-150-5300-430	Golf Insurance & Bonds	13,772.00	Property Ins Incl 6%
450-150-5310-430	Golf Course Concession Cost	30,000.00	Increase $10,000.00 - input costs.
450-150-5314-430	Golf Course Accessories	25,000.00	Increase $5,000.00 - input costs.
450-150-5325-430	Grounds Maintenance	46,000.00	Sand and Dirt $30,000
450-150-5330-430	Golf Equipment Maintenance	15,000.00	Same
450-150-5320-430	Golf Facility Maintenance	10,000.00	Same
450-150-5335-430	Golf Cart Maintenance	3,500.00	Increase $1,000.00 to reflect maintenance cost increase.
450-150-5350-430	Driving Range Expense	1,500.00	Same
450-150-5360-430	Golf Course Member/Train/Trvl	1,000.00	Same
450-150-5380-430	Uniforms	3,500.00	Increase $500.00 clothing cost increase.
450-150-5395-430	Ghin System Expense	-	Same
450-150-5530-430	Golf Course Fuels/Lubricants	20,000.00	Increased $4,000.00 - increasing fuel costs.
450-150-5540-430	Golf Course Chemicals	55,000.00	Increase $7,000.00 input costs.
450-150-5590-430	Golf Course General Supplies	6,000.00	Additional $2,000.00 to supply 9 restrooms
450-150-5700-430	Golf Course Computer/Software	1,454.00	Firewall $195.59, Office 365 $712.58, Cyber Software $545.57
450-150-6300-430	Golf Course Electricity	16,532.00	7.38% over actual FY21 -due to increase from recent rate case
450-150-6350-430	Golf Course Phones	5,400.00	Phone increase.
450-150-6380-430	Lease Payments	28,210.00	Same
450-150-5610-430	Tournament Expenses		
		614,617.00	

Golf Course Other Sources		Amount	Justification & Supporting Information
450-000-3340-000	Transfer fm General	290,399.99	Cart Path Resurface $200,000, Ice Machine at Pro Shop $6,500, Entrance Sign $5,899.60, Cart Replacement $20,000, 18 Ball washers with new poles $6,000, Water station $6,000, Dirt and Sand $30,000 Ground maintenance
450-000-3341-000	Transfer fm Parks -Mtce	61,992.00	
450-000-3342-000	Transfer fm Capital Imp	251,950.00	

Golf Course Other Uses		Amount	Justification & Supporting Information
450-000-3276-000	Transfer to 2016 DS	251,950.00	2016 Debt Principal & Interest and Admin Fees
450-000-3285-000	Trns to Capital Improvement	244,400.00	Cart Path Resurface $200,000, Ice Machine at Pro Shop $6,500, Entrance Sign $5,899.60, Cart Replacement $20,000, 18 Ball washers with new poles $6,000, Water station $6,000

Abbott Brothers Trust

Kenny Balls
Parks & Recreation Manager
Kballs@neoshomo.org

The City of Neosho was gifted a farm in Cimarron County in Oklahoma in 1946 by J.W. Abbott. Proceeds from the farm may be used for maintenance and improvement of Big Spring Park.

Revenue Category	FY2021 Actual	FY2022 Adopted Budget	FY2022 Current YTD Actuals	FY2023 Proposed Budget
Taxes	-	-	-	-
Intergovernmental	-	-	-	-
Licenses & Permits	-	-	-	-
Charges for Services	3,498.45	1,000.00	-	1,000.00
Fines & Forefeitures	-	-	-	-
Miscellaneous	243.24	50.00	115.47	50.00
Other Sources	-	-	-	-
	-	-	-	-
	-	-	-	-
Total	**3,741.69**	**1,050.00**	**115.47**	**1,050.00**
	$ (171.00)	$ -	$ -	$ -

Expense Category	FY2021 Actual	FY2022 Adopted Budget	FY2022 Current YTD Actuals	FY2023 Proposed Budget
Salaries, Benefits, & Support	-	-	-	-
Supplies & Materials	-	-	-	-
Maintenance & Repair	-	-	-	-
Contractual Services	230.00	200.00	-	200.00
Utilities	-	-	-	-
Other Expenses	158.00	158.00	157.00	158.00
Capital	-	-	-	-
Other Uses	32,850.00	-	-	-
Debt Service	-	-	-	-
Total	**33,238.00**	**358.00**	**157.00**	**358.00**
	$ -	$ -	$ -	$ -

Highlights - Variances of 10% (FY2022 Projected/FY2023)

Increases:

Decreases:

Staffing Levels	FY2021 Actual	FY2022 Adopted Budget	FY2022 Current Budget	FY2023 Proposed Budget
No FTEs				
DEPARTMENT TOTAL	**0**	**0**	**0**	**0**

Abbott Brothers

Account	Account Name	FY2021 Actual	FY2022 Budget	As of 7/31/2022 Actual	Estimated FY2022 Actual	Proposed FY2023 Budget
Abbott Brothers Revenues						
700-700-4570-700	Farm Proceeds	3,498.45	1,000.00	-	-	1,000.00
700-700-4700-700	Int. Earned-Abbott Brothers Fd	243.24	50.00	115.47	138.56	50.00
700-700-4760-700	Farm Insurance Claims	171.00	-	-	-	-
Total Abbott Brothers Revenues		**$ 3,912.69**	**$ 1,050.00**	**$ 115.47**	**$ 138.56**	**$ 1,050.00**
Abbott Brothers Expenditures						
700-700-5300-700	Insurance and Bonds	230.00	200.00	-	230.00	200.00
700-700-5440-700	Real Estate Taxes	158.00	158.00	157.00	157.00	158.00
Total Abbott Brothers Expenditures		**$ 388.00**	**$ 358.00**	**$ 157.00**	**$ 387.00**	**$ 358.00**
Abbott Brothers Other Sources						
Total Abbott Brothers Other Sources		**$ -**	**$ -**	**$ -**	**$ -**	**$ -**
Abbott Brothers Other Uses						
700-000-3243-000	Transfer to Parks Department	32,850.00	-	-	-	-
Total Abbott Brothers Other Uses		**$ 32,850.00**	**$ -**	**$ -**	**$ -**	**$ -**
Change in Fund Balance		(29,325.31)	692.00	(41.53)	(248.44)	692.00
Abbott Brothers Beginning Fund Balance"October 1"		**$ 68,819.62**	**$ 39,494.31**	**$ 39,494.31**	**$ 39,494.31**	**$ 39,245.87**
Total Abbott Brothers Funding Sources		**$ 72,732.31**	**$ 40,544.31**	**$ 39,609.78**	**$ 39,632.87**	**$ 40,295.87**
Total Abbott Brothers Funding Uses		**$ 33,238.00**	**$ 358.00**	**$ 157.00**	**$ 387.00**	**$ 358.00**
Abbott Brothers Beginning Fund Balance"September 30"		**$ 39,494.31**	**$ 40,186.31**	**$ 39,452.78**	**$ 39,245.87**	**$ 39,937.87**
Unrestricted Fund Balance						**$ 13,237.64**
Restricted Fund Balance						
Trust Principal						$ 26,700.23
90-Day Reserve						$ 88.27

Abbott Brothers

		Department Request	
Abbott Brothers Revenues		Amount	Justification & Supporting Information
700-700-4570-700	Farm Proceeds	1,000.00	
700-700-4700-700	Int. Earned-Abbott Brothers Fd	50.00	Decrease - Lower Fund Balance
700-700-4760-700	Farm Insurance Claims		
		1,050.00	

Abbott Brothers Expenditures		Amount	Justification & Supporting Information
700-700-5300-700	Insurance and Bonds	200.00	
700-700-5440-700	Real Estate Taxes	158.00	
		-	

Abbott Brothers Other Sources		Amount	Justification & Supporting Information

Abbott Brothers Other Uses		Amount	Justification & Supporting Information
700-000-3243-000	Transfer to Parks Department		

Morse Park Trust

Kenny Balls
Parks & Recreation Manager
Kballs@neoshomo.org

Revenue Category	FY2021 Actual	FY2022 Adopted Budget	FY2022 Current YTD Actuals	FY2023 Proposed Budget
Taxes	-	-	-	-
Intergovernmental	-	-	-	-
Licenses & Permits	-	-	-	-
Charges for Services	-	-	-	-
Fines & Forefeitures	-	-	-	-
Miscellaneous	12.67	13.00	10.69	13.00
Other Sources	-	-	-	-
	-	-	-	-
	-	-	-	-
Total	**12.67**	**13.00**	**10.69**	**13.00**
	$ -	$ -	$ -	$ -

Expense Category	FY2021 Actual	FY2022 Adopted Budget	FY2022 Current YTD Actuals	FY2023 Proposed Budget
Salaries, Benefits, & Support	-	-	-	-
Supplies & Materials	-	-	-	-
Maintenance & Repair	-	-	-	-
Contractual Services	-	-	-	-
Utilities	-	-	-	-
Other Expenses	-	-	-	-
Capital	-	-	-	-
Other Uses	-	-	-	-
Debt Service	-	-	-	-
Total	**-**	**-**	**-**	**-**
	$ -	$ -	$ -	$ -

Highlights - Variances of 10% (FY2022 Projected/FY2023)

Increases:

Decreases:

Staffing Levels	FY2021 Actual	FY2022 Adopted Budget	FY2022 Current Budget	FY2023 Proposed Budget
No FTEs				
DEPARTMENT TOTAL	**0**	**0**	**0**	**0**

Morse Park Trust

Account	Account Name	FY2021 Actual	FY2022 Budget	As of 7/31/2022 Actual	Estimated FY2022 Actual	Proposed FY2023 Budget
Morse Park Trust Revenues						
710-710-4700-710	Interest Earned-Morse Park Fd	12.67	13.00	10.69	12.83	13.00
Total Morse Park Trust Revenues		**$ 12.67**	**$ 13.00**	**$ 10.69**	**$ 12.83**	**$ 13.00**
Morse Park Trust Expenditures						
Total Morse Park Trust Expenditures		**$ -**	**$ -**	**$ -**	**$ -**	**$ -**
Morse Park Trust Other Sources						
Total Morse Park Trust Other Sources		**$ -**	**$ -**	**$ -**	**$ -**	**$ -**
Morse Park Trust Other Uses						
Total Morse Park Trust Other Uses		**$ -**	**$ -**	**$ -**	**$ -**	**$ -**
Change in Fund Balance		12.67	13.00	10.69	12.83	13.00
Morse Park Trust Beginning Fund Balance"October 1"		**$ 3,627.71**	**$ 3,640.38**	**$ 3,640.38**	**$ 3,640.38**	**$ 3,653.21**
Total Morse Park Trust Funding Sources		**$ 3,640.38**	**$ 3,653.38**	**$ 3,651.07**	**$ 3,653.21**	**$ 3,666.21**
Total Morse Park Trust Funding Uses		**$ -**	**$ -**	**$ -**	**$ -**	**$ -**
Morse Park Trust Beginning Fund Balance"September 30"		**$ 3,640.38**	**$ 3,653.38**	**$ 3,651.07**	**$ 3,653.21**	**$ 3,666.21**
Unrestricted Fund Balance						**$ 1,166.21**
Restricted Fund Balance						
Trust Principal						$ 2,500.00
90-Day Reserve						$ -
				Days reserve		#DIV/0!

Morse Park Trust

		Department Request	
Morse Park Trust Revenues		Amount	Justification & Supporting Information
710-710-4700-710	Interest Earned-Morse Park Fd	13.00	
		13.00	

Morse Park Trust Expenditures	Amount	Justification & Supporting Information
	-	

Morse Park Trust Other Sources	Amount	Justification & Supporting Information

Morse Park Trust Other Uses	Amount	Justification & Supporting Information

Street Department

Nate Siler
Public Works Director
nsiler@neoshomo.org

Street Maintenance – The Department coordinates or conducts a wide variety of street maintenance activities, including crack filling, seal coating, patching, striping, shouldering, signage, street lights, resurfacing, reconstruction, snow and ice control, and sidewalk repair or replacement.

Revenue Category	FY2021 Actual	FY2022 Adopted Budget	FY2022 Current YTD Actuals	FY2023 Proposed Budget
Taxes	1,317,990.51	1,138,076.00	1,141,696.21	1,143,885.00
Intergovernmental	352,631.12	339,025.00	317,364.16	339,025.00
Licenses & Permits	-	-	-	-
Charges for Services	-	-	-	-
Fines & Forefeitures	-	-	-	-
Miscellaneous	18,372.47	5,300.00	6,786.40	4,000.00
Other Sources	-	-	-	-
	-	-	-	-
	-	-	-	-
Total	**1,688,994.10**	**1,482,401.00**	**1,465,846.77**	**1,486,910.00**
	$ (0.00)	$ -	$ (0.00)	$ -

Expense Category	FY2021 Actual	FY2022 Adopted Budget	FY2022 Current YTD Actuals	FY2023 Proposed Budget
Salaries, Benefits, & Support	391,103.98	444,619.00	333,235.78	490,077.00
Supplies & Materials	70,005.77	93,500.00	49,232.79	103,500.00
Maintenance & Repair	48,831.74	60,000.00	46,821.53	60,000.00
Contractual Services	58,014.07	1,036,906.00	403,792.70	476,158.00
Utilities	158,711.47	161,236.00	125,542.01	170,602.00
Other Expenses	22,205.93	41,000.00	30,521.24	48,255.00
Capital	70,174.87	74,852.00	74,626.71	522,852.00
Other Uses	5,660.00	16,989.00	4,245.03	5,660.00
Debt Service	3,551.98	3,466.00	3,501.73	2,453.00
Total	**828,259.81**	**1,932,568.00**	**1,071,519.52**	**1,879,557.00**
	$ (7,969.82)	$ -	$ -	$ -

Highlights - Variances of 10% (FY2022 Projected/FY2023)
Increases:
Computer Software - Office 365 Cyber Software $3,354
Salaries and Benefits- Increase in base salaries
Fuel and Lubricants - Increase for fuel cost
Decreases:
Vehicle License Fees - Decrease from out of stste vehicle purchases $24,000 estimate
Uniforms - Decrease $650 based on need
Street Contracts - Decrease of street overlays & slurry seal

Staffing Levels	FY2021 Actual	FY2022 Adopted Budget	FY2022 Current Budget	FY2023 Proposed Budget
Director	1	1	1	1
Superintendent	1	1	1	1
Foreman	1	1	1	1
Maintenance	2	2	2	2
Mechanic	1	1	1	1
Operator	1	1	1	1
Laborer	1	1	1	1
DEPARTMENT TOTAL	**8**	**8**	**8**	**8**

Street Department

Account	Account Name	FY2021 Actual	FY2022 Budget	As of 7/31/2022 Actual	Estimated FY2022 Actual	Proposed FY2023 Budget
Street Department Revenues						
800-800-4030-800	Transportation Sales Tax	1,115,047.66	960,276.00	985,560.87	1,182,673.04	989,085.00
800-800-4090-800	Vehicle Sales Tax	129,163.36	106,000.00	96,060.65	115,272.78	85,000.00
800-800-4130-800	Sanitation Enforcement	14,786.03	15,800.00	13,365.85	16,039.02	15,800.00
800-800-4180-800	Vehicle License Fees	58,993.46	56,000.00	46,708.84	56,050.61	54,000.00
800-800-4201-800	CARES Act	1,391.37	-	-	-	-
800-800-4280-800	Gasoline Tax	314,096.88	315,000.00	290,824.38	348,989.26	315,000.00
800-800-4440-800	STP Funding for Roads	-	-	-	-	-
800-800-4660-800	FEMA Revenues	11,482.72	-	-	-	-
800-800-4700-800	Interest Earned-Street Fund	4,298.05	3,500.00	4,986.40	5,983.68	4,000.00
800-800-4760-800	Street Insurance Claims	-	-	-	-	-
800-800-4800-800	Street Department Misc.	2,591.70	1,800.00	1,800.00	2,160.00	-
800-800-4820-800	Street Sale of Property	12,257.00	-	-	-	-
833-833-4851-833	TDD Road Mtce Agreement	24,702.00	-	26,327.00	26,327.00	24,025.00
800-800-4850-800	TDD Road Mtce Contract	-	24,025.00	-	-	-
833-833-4700-833	Interest Earned-TDD Mtce	183.87	-	212.78	212.78	-
Total Street Department Revenues		**$ 1,688,994.10**	**$ 1,482,401.00**	**$ 1,465,846.77**	**$ 1,753,708.17**	**$ 1,486,910.00**
Street Department Expenditures						
800-800-5010-800	Street Salaries	267,775.70	297,517.00	235,060.07	282,072.08	332,264.00
800-800-5020-800	Street Overtime	14,205.84	16,000.00	9,742.28	11,690.74	16,000.00
800-800-5030-800	Street Part Time	7,207.50	10,000.00	-	-	12,000.00
800-800-5070-800	Availability Allowance	1,350.00	1,440.00	900.00	1,080.00	1,440.00
800-800-5170-800	Street Social Security	21,143.15	24,750.00	17,908.64	21,490.37	27,561.00
800-800-5180-800	Street Retirement	7,969.88	13,168.00	9,458.23	11,349.88	18,110.00
800-800-5190-800	Street Health Insurance	51,521.75	60,423.00	45,434.82	54,521.78	60,422.00
800-800-5210-800	Street Workers Compensation	14,480.24	14,171.00	11,375.23	13,650.28	15,780.00
800-800-5260-800	Street Professional Services	5,410.85	21,032.00	4,678.04	5,613.65	21,032.00
800-800-5260-360	Street TIF Professional Srvc	-	-	10,406.00	12,487.20	50,000.00
800-800-5300-800	Street Insurance & Bonds	13,822.70	15,000.00	10,796.41	12,955.69	5,126.00
800-800-5320-800	Street Facility Maintenance	1,729.34	10,000.00	832.69	999.23	10,000.00
800-800-5330-800	Street Equipment Maintenance	47,102.40	50,000.00	45,988.84	55,186.61	50,000.00
800-800-5360-800	Street Member/Training/Travel	508.00	1,500.00	200.00	240.00	1,500.00
800-800-5380-800	Street Uniforms	4,941.92	5,650.00	3,156.51	3,787.81	5,000.00
800-800-5530-800	Street Fuels/Lubricants	19,973.10	35,000.00	28,244.22	33,893.06	40,000.00
800-800-5580-800	Street Maintenance Materials	61,576.69	70,000.00	32,125.00	38,550.00	70,000.00
800-800-5590-800	Street General Supplies	2,964.32	3,500.00	1,992.65	2,391.18	3,500.00
800-800-5600-800	Street Signs and Markings	5,464.76	20,000.00	15,115.14	18,138.17	30,000.00
800-800-5700-800	Street Computers, Software	333.87	1,500.00	575.77	690.92	3,755.00
800-800-5800-800	Street Contracts Street	38,780.52	1,000,874.00	377,912.25	1,000,874.00	400,000.00
800-800-6340-800	Street Lights	146,233.04	147,696.00	115,418.49	147,696.00	157,025.00
800-800-6190-800	COVID Expenditures	-	-	-	-	-
800-800-6300-800	Street Electricity	5,650.37	6,000.00	4,014.66	6,000.00	6,068.00
800-800-6310-800	Street Heating Fuels	1,892.26	2,500.00	2,361.54	2,000.00	2,649.00
800-800-6350-800	Street Phones	4,935.80	5,040.00	3,747.32	4,496.78	4,860.00
800-800-6380-800	Lease Purchase Payments	7,851.71	7,852.00	7,851.71	7,851.71	7,852.00
800-800-6390-800	Street Minor Equipment	1,898.96	4,500.00	1,701.25	4,500.00	4,500.00
800-800-5790-800	Street Capital Other	-	-	-	-	37,500.00
800-800-5780-800	Street Capital Vehicles	-	-	-	-	220,000.00
833-833-5320-833	TDD Street Maintenance	7,969.82	-	-	-	-
Total Street Department Expenditures		**$ 764,694.49**	**$ 1,845,113.00**	**$ 996,997.76**	**$ 1,754,207.14**	**$ 1,613,944.00**
Street Department Other Sources						
0	0				-	-
Total Street Department Other Sources		**$ -**	**$ -**	**$ -**	**$ -**	**$ -**
Street Department Other Uses						
800-000-3200-000	Sales Tax to TIF	-	11,329.00	-	11,329.00	-
800-000-3216-000	Transfer to Airport -Land	5,660.00	5,660.00	4,245.03	5,660.00	5,660.00
800-000-3220-000	Transfer to 2012A&B Fund	3,551.98	3,466.00	3,501.73	3,466.00	2,453.00
800-000-3276-000	Transfer to 2016 DS	-	-	-	-	-
800-000-3285-000	Trns to Capital Improvement	62,323.16	67,000.00	66,775.00	67,000.00	257,500.00
Total Street Department Other Uses		**$ 71,535.14**	**$ 87,455.00**	**$ 74,521.76**	**$ 87,455.00**	**$ 265,613.00**
Change in Fund Balance		852,764.47	(450,167.00)	394,327.25	(87,953.97)	(392,647.00)
Street Department Beginning Fund Balance"October 1"		**$ 1,004,606.00**	**$ 1,857,370.47**	**$ 1,857,370.47**	**$ 1,857,370.47**	**$ 1,769,416.50**
Total Street Department Funding Sources		**$ 2,693,600.10**	**$ 3,339,771.47**	**$ 3,323,217.24**	**$ 3,611,078.64**	**$ 3,256,326.50**
Total Street Department Funding Uses		**$ 836,229.63**	**$ 1,932,568.00**	**$ 1,071,519.52**	**$ 1,841,662.14**	**$ 1,879,557.00**
Street Department Beginning Fund Balance"September 30"		**$ 1,857,370.47**	**$ 1,407,203.47**	**$ 2,251,697.72**	**$ 1,769,416.50**	**$ 1,376,769.50**

90-Day Reserve $ 397,958.79

Days reserve 311.36

Street Sales Tax	
Health Insurance Rate	7,552.68
Work Comp Rate	4.38%
Retirement Rate	5.20%

Payroll Detail

FTE	#	FY2022	FY2023 Budgeted	Availability Allowance	Social Security	Retirement	Insurance	Work Comp	Total Salary & Benefits
Siler, Nathaniel	1	57,200.00	$ 65,000.00	360	4,973.00	3,380.00	7,553.00	2,847.00	**$ 84,113.00**
Barratt, Jr. Jeffery	1	48,880.00	$ 53,890.20	360	4,123.00	2,803.00	7,553.00	2,361.00	**$ 71,090.20**
Parnell, Kristopher	1	30,160.00	$ 33,251.40		2,544.00	1,730.00	7,553.00	1,457.00	**$ 46,535.40**
Barton, Randy	1	35,435.66	$ 39,067.82	360	2,989.00	2,032.00	7,553.00	1,712.00	**$ 53,713.82**
Jenks, Jeffery	1	33,280.00	$ 38,587.50	360	2,952.00	2,007.00	7,553.00	1,691.00	**$ 53,150.50**
Roux, Tracy	1	33,280.00	$ 36,691.20		2,807.00	1,908.00	7,553.00	1,608.00	**$ 50,567.20**
Trenton Kimmel	1	28,500.00	$ 31,972.50		2,446.00	1,663.00	7,553.00	1,401.00	**$ 45,035.50**
Stewart, Steven	1	30,160.00	$ 33,802.65		2,586.00	1,758.00	7,553.00	1,481.00	**$ 47,180.65**
	8.00	296,895.66	332,263.27	1,440.00	25,420.00	17,281.00	60,424.00	14,558.00	**$ 451,386.27**

Overtime	5,226.01	16,000.00
Part Time & Seasonal	66,241.45	12,000.00
Total Salaries	368,363.12	360,263.27

		Department Request	
Street Sales Tax Revenues		Amount	Justification & Supporting Information
800-800-4030-800	Transportation Sales Tax	989,085.00	
800-800-4090-800	Vehicle Sales Tax	85,000.00	Historical Average reduce by SB
800-800-4130-800	Sanitation Enforcement	15,800.00	
800-800-4180-800	Vehicle License Fees	54,000.00	5 year Historical Average
800-800-4201-800	CARES Act		
800-800-4280-800	Gasoline Tax	315,000.00	5 year Historical Average
800-800-4440-800	STP Funding for Roads		
800-800-4660-800	FEMA Revenues		
800-800-4700-800	Interest Earned-Street Fund	4,000.00	
800-800-4760-800	Street Insurance Claims		
800-800-4800-800	Street Department Misc.		
800-800-4820-800	Street Sale of Property		
833-833-4851-833	TDD Road Mtce Agreement	24,025.00	TDD Contract Amount (year 5 of 10)
800-800-4850-800	TDD Road Mtce Contract		
833-833-4700-833	Interest Earned-TDD Mtce		
		1,486,910.00	

Street Sales Tax Expenditures		Amount	Justification & Supporting Information
800-800-5010-800	Street Salaries	332,264.00	
800-800-5020-800	Street Overtime	16,000.00	
800-800-5030-800	Street Part Time	12,000.00	
800-800-5070-800	Availability Allowance	1,440.00	
800-800-5170-800	Street Social Security	27,561.00	
800-800-5180-800	Street Retirement	18,110.00	
800-800-5190-800	Street Health Insurance	60,422.00	
800-800-5210-800	Street Workers Compensation	15,780.00	
800-800-5260-800	Street Professional Services	21,032.00	Tree services $5,000 Engineering services as needed $10,000, ADA Inspector $2,000, Pest Control $660, Stronghold $2772, Fire Inspections $300, Copier Agreement $200, AED certification $100,
800-800-5260-360	Street TIF Professional Srvc	50,000.00	TIF Legal Fees $50,000
800-800-5300-800	Street Insurance & Bonds	5,126.00	Property Ins Incl 6%
800-800-5320-800	Street Facility Maintenance	10,000.00	Repairs as needed, such as heat and air or damages to building from wear and tear
800-800-5330-800	Street Equipment Maintenance	50,000.00	
800-800-5360-800	Street Member/Training/Travel	1,500.00	Safety training, ADA training
800-800-5380-800	Street Uniforms	5,000.00	$5,000 for jeans, boots, coat, vest and hat allowance
800-800-5530-800	Street Fuels/Lubricants	40,000.00	
800-800-5580-800	Street Maintenance Materials	70,000.00	Fluctuates depending on snow and work load (salt, concrete, etc.)
800-800-5590-800	Street General Supplies	3,500.00	
800-800-5600-800	Street Signs and Markings	30,000.00	Add $10,000 for decorative signs around square
800-800-5700-800	Street Computers, Software	3,755.00	Adobe License Renewal $204, firewall $195.59, Office 365 $1,900.21, Cyber Software $1,454.85
800-800-5800-800	Street Contracts Street	400,000.00	Overlays $400,000
800-800-6340-800	Street Lights	157,025.00	7.38% over actual FY21 -due to increase from recent rate case
800-800-6190-800	COVID Expenditures		
800-800-6300-800	Street Electricity	6,068.00	7.38% over actual FY21 -due to increase from recent rate case
800-800-6310-800	Street Heating Fuels	2,649.00	Spire requested 5.94%-case ongoing
800-800-6350-800	Street Phones	4,860.00	
800-800-6380-800	Lease Purchase Payments	7,852.00	Radio Payment (5 of 5)
800-800-6390-800	Street Minor Equipment	4,500.00	Used for the purchase of tools and smaller equipment as needed
800-800-5790-800	Street Capital Other	37,500.00	$35,000 for construction of storage building 50%, $2,500 Ice machine replaced 50%
800-800-5780-800	Street Capital Vehicles	220,000.00	$220,000 State Spec dump truck to replace 1994 International
833-833-5320-833	TDD Street Maintenance		
		1,613,944.00	
		-	

Street Sales Tax Other Sources	Amount	Justification & Supporting Information

Street Sales Tax Other Uses		Amount	Justification & Supporting Information
800-000-3200-000	Sales Tax to TIF	-	
800-000-3216-000	Transfer to Airport -Land	5,660.00	
800-000-3220-000	Transfer to 2012A&B Fund	2,453.00	2012 Debt Principal & Interest and Admin Fees
800-000-3276-000	Transfer to 2016 DS		
800-000-3285-000	Trns to Capital Improvement	257,500.00	$35,000 for construction of storage building 50%, $2,500 Ice machine replaced 50%, $220,000 State Spec dump truck to replace 1994 International

Street/Bridge

David Kennedy
City Manager
d.kennedy@neoshomo.org

The Citizens voted in a 1/8 of 1% tax to repay the $3,500,000 bonds issued in 2007 for the South Street Roundabout, Howard Bush Drive, La-z-boy Parkway and improvements to State Highway 59

Revenue Category	FY2021 Actual	FY2022 Adopted Budget	FY2022 Current YTD Actuals	FY2023 Proposed Budget
Taxes	371,630.77	320,012.00	328,448.33	329,613.00
Intergovernmental	-	-	-	-
Licenses & Permits	-	-	-	-
Charges for Services	-	-	-	-
Fines & Forefeitures	-	-	-	-
Miscellaneous	1,584.07	-	1,593.30	-
Other Sources	-	-	-	-
	-	-	-	-
	-	-	-	-
Total	**373,214.84**	**320,012.00**	**330,041.63**	**329,613.00**
	$ -	$ -	$ -	$ -

Expense Category	FY2021 Actual	FY2022 Adopted Budget	FY2022 Current YTD Actuals	FY2023 Proposed Budget
Salaries, Benefits, & Support	-	-	-	-
Supplies & Materials	-	-	-	-
Maintenance & Repair	-	-	-	-
Contractual Services	-	-	-	-
Utilities	-	-	-	-
Other Expenses	-	-	-	-
Capital	-	-	-	-
Other Uses	-	-	-	-
Debt Service	242,078.89	232,201.00	218,075.07	233,102.00
Total	**242,078.89**	**232,201.00**	**218,075.07**	**233,102.00**
	$ -	$ -	$ -	$ -

Highlights - Variances of 10% (FY2022 Projected/FY2023)

Increases:

Decreases:

Staffing Levels	FY2021 Actual	FY2022 Adopted Budget	FY2022 Current Budget	FY2023 Proposed Budget
No FTEs				
DEPARTMENT TOTAL	**0**	**0**	**0**	**0**

Street Bridge

Account	Account Name	FY2021 Actual	FY2022 Budget	As of 7/31/2022 Actual	Estimated FY2022 Actual	Proposed FY2023 Budget
Street Bridge Revenues						
900-900-4030-900	Street/Bridge Sales Tax	371,630.77	320,012.00	328,448.33	394,138.00	329,613.00
900-900-4700-900	Interest Earned-Street Bridge	1,584.07	-	1,593.30	1,911.96	-
Total Street Bridge Revenues		**$ 373,214.84**	**$ 320,012.00**	**$ 330,041.63**	**$ 396,049.96**	**$ 329,613.00**
Street Bridge Expenditures						
Total Street Bridge Expenditures		**$ -**	**$ -**	**$ -**	**$ -**	**$ -**
Street Bridge Other Sources						
0	0					-
Total Street Bridge Other Sources		**$ -**	**$ -**	**$ -**	**$ -**	**$ -**
Street Bridge Other Uses						
900-000-3273-000	Transfer to 2013 SpObl Bond	500.00	-	-	-	-
900-000-3221-000	Transfer to 2021 Series DS	241,578.89	232,201.00	218,075.07	218,075.07	233,102.00
Total Street Bridge Other Uses		**$ 242,078.89**	**$ 232,201.00**	**$ 218,075.07**	**$ 218,075.07**	**$ 233,102.00**
Change in Fund Balance		131,135.95	87,811.00	111,966.56	177,974.89	96,511.00
Street Bridge Beginning Fund Balance"October 1"		**$ 451,744.26**	**$ 582,880.21**	**$ 582,880.21**	**$ 582,880.21**	**$ 760,855.10**
Total Street Bridge Funding Sources		**$ 824,959.10**	**$ 902,892.21**	**$ 912,921.84**	**$ 978,930.17**	**$ 1,090,468.10**
Total Street Bridge Funding Uses		**$ 242,078.89**	**$ 232,201.00**	**$ 218,075.07**	**$ 218,075.07**	**$ 233,102.00**
Street Bridge Beginning Fund Balance"September 30"		**$ 582,880.21**	**$ 670,691.21**	**$ 694,846.77**	**$ 760,855.10**	**$ 857,366.10**

90-Day Reserve $ -

Street Bridge

		Department Request	
Street Bridge Revenues		Amount	Justification & Supporting Information
900-900-4030-900	Street/Bridge Sales Tax	329,613.00	
900-900-4700-900	Interest Earned-Street Bridge		
		329,613.00	

Street Bridge Expenditures	Amount	Justification & Supporting Information
	-	

Street Bridge Other Sources	Amount	Justification & Supporting Information

Street Bridge Other Uses		Amount	Justification & Supporting Information
900-000-3273-000	Transfer to 2013 SpObl Bond		
900-000-3221-000	Transfer to 2021 Series DS	233,102.00	2021 Debt Principal & Interest Payment & Admin Fees

Police Donation

Jason Baird
Chief of Police
j.baird@neoshomo.org

The program is limited to residents within the City limits and provides Christmas for the less fortunate children in Neosho.

Revenue Category	FY2021 Actual	FY2022 Adopted Budget	FY2022 Current YTD Actuals	FY2023 Proposed Budget
Taxes	-	-	-	-
Intergovernmental	-	-	-	-
Licenses & Permits	-	-	-	-
Charges for Services	-	-	-	-
Fines & Forefeitures	-	-	-	-
Miscellaneous	16,357.59	18,444.65	18,443.24	15,510.00
Other Sources	-	-	-	-
Total	**16,357.59**	**18,444.65**	**18,443.24**	**15,510.00**
	$ -	$ -	$ -	$ -

Expense Category	FY2021 Actual	FY2022 Adopted Budget	FY2022 Current YTD Actuals	FY2023 Proposed Budget
Salaries, Benefits, & Support	-	-	-	-
Supplies & Materials	-	-	-	-
Maintenance & Repair	-	-	-	-
Contractual Services	-	-	-	-
Utilities	-	-	-	-
Other Expenses	16,803.00	19,066.45	19,066.45	15,500.00
Capital	-	-	-	-
Other Uses	-	-	-	-
Debt Service	-	-	-	-
Total	**16,803.00**	**19,066.45**	**19,066.45**	**15,500.00**
	$ -	$ -	$ -	$ -

Highlights - Variances of 10% (FY2022 Projected/FY2023)

Increases:

Decreases:

Staffing Levels	FY2021 Actual	FY2022 Adopted Budget	FY2022 Current Budget	FY2023 Proposed Budget
No FTE				
DEPARTMENT TOTAL	**0**	**0**	**0**	**0**

Police Donation

Account	Account Name	FY2021 Actual	FY2022 Budget	As of 7/31/2022 Actual	Estimated FY2022 Actual	Proposed FY2023 Budget
Police Donation Revenues						
124-124-4700-124	Interest Earned-Shop w/a Cop	12.98	10.00	8.59	10.31	10.00
124-124-4830-124	Shop With A Cop	16,344.61	18,434.65	18,434.65	18,434.65	15,500.00
Total Police Donation Revenues		**$ 16,357.59**	**$ 18,444.65**	**$ 18,443.24**	**$ 18,444.96**	**$ 15,510.00**
Police Donation Expenditures						
124-124-6440-124	Shop With A Cop Expenses	16,803.00	19,066.45	19,066.45	19,066.45	15,500.00
Total Police Donation Expenditures		**$ 16,803.00**	**$ 19,066.45**	**$ 19,066.45**	**$ 19,066.45**	**$ 15,500.00**
Police Donation Other Sources						
Total Police Donation Other Sources		**$ -**	**$ -**	**$ -**	**$ -**	**$ -**
Police Donation Other Uses						
Total Police Donation Other Uses		**$ -**	**$ -**	**$ -**	**$ -**	**$ -**
Change in Fund Balance		(445.41)	(621.80)	(623.21)	(621.49)	10.00
Police Donation Beginning Fund Balance"October 1"		**$ 2,531.54**	**$ 2,086.13**	**$ 2,086.13**	**$ 2,086.13**	**$ 1,464.64**
Total Police Donation Funding Sources		**$ 18,889.13**	**$ 20,530.78**	**$ 20,529.37**	**$ 20,531.09**	**$ 16,974.64**
Total Police Donation Funding Uses		**$ 16,803.00**	**$ 19,066.45**	**$ 19,066.45**	**$ 19,066.45**	**$ 15,500.00**
Police Donation Beginning Fund Balance"September 30"		**$ 2,086.13**	**$ 1,464.33**	**$ 1,462.92**	**$ 1,464.64**	**$ 1,474.64**

Police Donation

		Department Request	
Police Donation Revenues		Amount	Justification & Supporting Information
124-124-4700-124	Interest Earned-Shop w/a Cop	10.00	
124-124-4830-124	Shop With A Cop	15,500.00	
		15,510.00	

Police Donation Expenditures		Amount	Justification & Supporting Information
124-124-6440-124	Shop With A Cop Expenses	15,500.00	
		15,500.00	

Police Donation Other Sources	Amount	Justification & Supporting Information

Police Donation Other Uses	Amount	Justification & Supporting Information

D.A.R.E.

Jason Baird
Chief of Police
j.baird@neoshomo.org

Revenue Category	FY2021 Actual	FY2022 Adopted Budget	FY2022 Current YTD Actuals	FY2023 Proposed Budget
Taxes	-	-	-	-
Intergovernmental	-	-	-	-
Licenses & Permits	-	-	-	-
Charges for Services	-	-	-	-
Fines & Forefeitures	-	-	-	-
Miscellaneous	1.87	2.00	1.58	-
Other Sources	-	-	-	-
	-	-	-	-
	-	-	-	-
Total	**1.87**	**2.00**	**1.58**	**-**
	$ -	$ -	$ -	$ -

Expense Category	FY2021 Actual	FY2022 Adopted Budget	FY2022 Current YTD Actuals	FY2023 Proposed Budget
Salaries, Benefits, & Support	-	-	-	-
Supplies & Materials	-	-	-	-
Maintenance & Repair	-	-	-	-
Contractual Services	-	-	-	-
Utilities	-	-	-	-
Other Expenses	-	-	-	-
Capital	-	-	-	-
Other Uses	-	-	-	-
Debt Service	-	-	-	-
Total	**-**	**-**	**-**	**-**
	$ -	$ -	$ -	$ -

Highlights - Variances of 10% (FY2022 Projected/FY2023)

Increases:

Decreases:

Combined with School Resource Officer under Police

Staffing Levels	FY2021 Actual	FY2022 Adopted Budget	FY2022 Current Budget	FY2023 Proposed Budget
No FTE				
DEPARTMENT TOTAL	**0**	**0**	**0**	**0**

D.A.R.E.

Account	Account Name	FY2021 Actual	FY2022 Budget	As of 7/31/2022 Actual	Estimated FY2022 Actual	Proposed FY2023 Budget
D.A.R.E. Revenues						
126-126-4700-126	D.A.R.E Interest Earned	1.87	2.00	1.58	1.90	-
126-126-4990-126	D.A.R.E Program Donations	-	-	-	-	-
Total D.A.R.E. Revenues		**$ 1.87**	**$ 2.00**	**$ 1.58**	**$ 1.90**	**$ -**
D.A.R.E. Expenditures						
126-126-6430-126	D.A.R.E Program Expenses	-	-	-	-	-
Total D.A.R.E. Expenditures		**$ -**	**$ -**	**$ -**	**$ -**	**$ -**
D.A.R.E. Other Sources						
Total D.A.R.E. Other Sources		**$ -**	**$ -**	**$ -**	**$ -**	**$ -**
D.A.R.E. Other Uses						
Total D.A.R.E. Other Uses		**$ -**	**$ -**	**$ -**	**$ -**	**$ -**
Change in Fund Balance		1.87	2.00	1.58	1.90	-
D.A.R.E. Beginning Fund Balance"October 1"		**$ 536.88**	**$ 538.75**	**$ 538.75**	**$ 538.75**	**$ 540.65**
Total D.A.R.E. Funding Sources		**$ 538.75**	**$ 540.75**	**$ 540.33**	**$ 540.65**	**$ 540.65**
Total D.A.R.E. Funding Uses		**$ -**	**$ -**	**$ -**	**$ -**	**$ -**
D.A.R.E. Beginning Fund Balance"September 30"		**$ 538.75**	**$ 540.75**	**$ 540.33**	**$ 540.65**	**$ 540.65**

D.A.R.E.

		Department Request	
D.A.R.E. Revenues		Amount	Justification & Supporting Information
126-126-4700-126	D.A.R.E Interest Earned	-	
126-126-4990-126	D.A.R.E Program Donations		
		-	

D.A.R.E. Expenditures		Amount	Justification & Supporting Information
126-126-6430-126	D.A.R.E Program Expenses		
		-	

D.A.R.E. Other Sources	Amount	Justification & Supporting Information

D.A.R.E. Other Uses	Amount	Justification & Supporting Information

2012 Series

Account	Account Name	FY2021 Actual	FY2022 Budget	As of 7/31/2022 Actual	Estimated FY2022 Actual	Proposed FY2023 Budget
2012 Series Revenues						
212-212-4700-212	Interest Income-2012 COPs	-	500.00	-	-	500.00
Total 2012 Series Revenues		**$ -**	**$ 500.00**	**$ -**	**$ -**	**$ 500.00**
2012 Series Expenditures						
212-212-5910-212	2012 B Principal	2,343.75	2,344.00	2,109.37	2,344.00	1,407.00
212-212-5920-212	2012 A & B Interest	198.06	122.00	327.36	122.00	46.00
212-212-5930-212	2012 Paying Agent Fees	-	1,000.00	(2,048.24)	1,000.00	1,000.00
Total 2012 Series Expenditures		**$ 2,541.81**	**$ 3,466.00**	**$ 388.49**	**$ 3,466.00**	**$ 2,453.00**
2012 Series Other Sources						
212-000-3320-000	Transfer fm Other Funds	3,551.98	3,466.00	3,501.73	3,466.00	2,453.00
						-
Total 2012 Series Other Sources		**$ 3,551.98**	**$ 3,466.00**	**$ 3,501.73**	**$ 3,466.00**	**$ 2,453.00**
2012 Series Other Uses						
						-
Total 2012 Series Other Uses		**$ -**	**$ -**	**$ -**	**$ -**	**$ -**
Change in Fund Balance		1,010.17	500.00	3,113.24	-	500.00
2012 Series Beginning Fund Balance"October 1"		**$ 3,179.14**	**$ 4,189.31**	**$ 4,189.31**	**$ 4,189.31**	**$ 4,189.31**
Total 2012 Series Funding Sources		**$ 6,731.12**	**$ 8,155.31**	**$ 7,691.04**	**$ 7,655.31**	**$ 7,142.31**
Total 2012 Series Funding Uses		**$ 2,541.81**	**$ 3,466.00**	**$ 388.49**	**$ 3,466.00**	**$ 2,453.00**
2012 Series Beginning Fund Balance"September 30"		**$ 4,189.31**	**$ 4,689.31**	**$ 7,302.55**	**$ 4,189.31**	**$ 4,689.31**

2013 Series

Account	Account Name	FY2021 Actual	FY2022 Budget	As of 7/31/2022 Actual	Estimated FY2022 Actual	Proposed FY2023 Budget
2013 Series Revenues						
213-213-4700-213	Interest Earned	390.67	-	33.88	40.66	-
	Proceeds from refunding	-	-	-		
Total 2013 Series Revenues		**$ 390.67**	**$ -**	**$ 33.88**	**$ 40.66**	**$ -**
2013 Series Expenditures						
213-213-5910-213	2013 SpObl Principal Pymt	1,830,000.00	-	-	-	-
213-213-5920-213	2013 Series Interest Payment	27,701.00	-	-	-	-
213-213-5940-213	2013 Series Admin Fees	1,350.37	-	-	-	-
Total 2013 Series Expenditures		**$ 1,859,051.37**	**$ -**	**$ -**	**$ -**	**$ -**
2013 Series Other Sources						
213-000-3373-000	Transfer from Street Bridge	1,560,485.93	-	-	-	-
Total 2013 Series Other Sources		**$ 1,560,485.93**	**$ -**	**$ -**	**$ -**	**$ -**
2013 Series Other Uses						
New	Transfer to 2021 Series SpcObl				310,224.28	-
Total 2013 Series Other Uses		**$ -**	**$ -**	**$ -**	**$ 310,224.28**	**$ -**
Change in Fund Balance		(298,174.77)	-	33.88	(310,183.62)	-
2013 Series Beginning Fund Balance"October 1"		**$ 309,716.72**	**$ 11,541.95**	**$ 11,541.95**	**$ 11,541.95**	**$ -**
Total 2013 Series Funding Sources		**$ 1,870,593.32**	**$ 11,541.95**	**$ 11,575.83**	**$ 11,582.61**	**$ -**
Total 2013 Series Funding Uses		**$ 1,859,051.37**	**$ -**	**$ -**	**$ 310,224.28**	**$ -**
2013 Series Beginning Fund Balance"September 30"		**$ 11,541.95**	**$ 11,541.95**	**$ 11,575.83**	**$ (298,641.67)**	**$ -**

2014 Series

Account	Account Name	FY2021 Actual	FY2022 Budget	As of 7/31/2022 Actual	Estimated FY2022 Actual	Proposed FY2023 Budget
2014 Series Revenues						
214-214-4700-214	Interest Income	-	-	-	-	-
	Proceeds from refunding	-	-	-		
Total 2014 Series Revenues		**$ -**	**$ -**	**$ -**	**$ -**	**$ -**
2014 Series Expenditures						
214-214-5910-214	2014 Series Principal Payment	1,840,000.00	-	-	-	-
214-214-5920-214	2014 Series Interest Payment	54,912.50	-	-	-	-
214-214-5940-214	2014 Series Admin Fees	1,366.22	-	-	-	-
Total 2014 Series Expenditures		**$ 1,896,278.72**	**$ -**	**$ -**	**$ -**	**$ -**
2014 Series Other Sources						
214-000-3314-000	Transfer from Other Funds	1,566,418.18	-	-	-	-
214-000-3320-000	Transfer to	(1,052.80)	-	-	-	-
Total 2014 Series Other Sources		**$ 1,565,365.38**	**$ -**	**$ -**	**$ -**	**$ -**
2014 Series Other Uses						
New	Transfer to 2021 Series SPcObl				331,063.73	-
Total 2014 Series Other Uses		**$ -**	**$ -**	**$ -**	**$ 331,063.73**	**$ -**
Change in Fund Balance		(330,913.34)	-	-	(331,063.73)	-
2014 Series Beginning Fund Balance"October 1"		**$ 331,063.73**	**$ 150.39**	**$ 150.39**	**$ 150.39**	**$ -**
Total 2014 Series Funding Sources		**$ 1,896,429.11**	**$ 150.39**	**$ 150.39**	**$ 150.39**	**$ -**
Total 2014 Series Funding Uses		**$ 1,896,278.72**	**$ -**	**$ -**	**$ 331,063.73**	**$ -**
2014 Series Beginning Fund Balance"September 30"		**$ 150.39**	**$ 150.39**	**$ 150.39**	**$ (330,913.34)**	**$ -**

2016 Series

Account	Account Name	FY2021 Actual	FY2022 Budget	As of 7/31/2022 Actual	Estimated FY2022 Actual	Proposed FY2023 Budget
2016 Series Revenues						
216-216-4700-216	Interest Income	-	-	-	-	-
Total 2016 Series Revenues		**$ -**	**$ -**	**$ -**	**$ -**	**$ -**
2016 Series Expenditures						
216-216-5910-216	Principal Paid 2016 COP	205,000.00	220,000.00	151,786.96	220,000.00	190,000.00
216-216-5920-216	Interest Expense 2016 Series	69,950.00	63,800.00	31,900.00	63,800.00	57,200.00
216-216-5940-216	2016 Series Admin Fees	1,344.25	4,750.00	625.00	4,750.00	4,750.00
Total 2016 Series Expenditures		**$ 276,294.25**	**$ 288,550.00**	**$ 184,311.96**	**$ 288,550.00**	**$ 251,950.00**
2016 Series Other Sources						
216-000-3376-000	Transfer in from Other Funds	276,398.59	288,550.00	184,311.96	288,550.00	251,950.00
Total 2016 Series Other Sources		**$ 276,398.59**	**$ 288,550.00**	**$ 184,311.96**	**$ 288,550.00**	**$ 251,950.00**
2016 Series Other Uses						
						-
Total 2016 Series Other Uses		**$ -**	**$ -**	**$ -**	**$ -**	**$ -**
Change in Fund Balance		104.34	-	-	-	-
2016 Series Beginning Fund Balance"October 1"		**$ 402,757.39**	**$ 402,861.73**	**$ 402,861.73**	**$ 402,861.73**	**$ 402,861.73**
Total 2016 Series Funding Sources		**$ 679,155.98**	**$ 691,411.73**	**$ 587,173.69**	**$ 691,411.73**	**$ 654,811.73**
Total 2016 Series Funding Uses		**$ 276,294.25**	**$ 288,550.00**	**$ 184,311.96**	**$ 288,550.00**	**$ 251,950.00**
2016 Series Beginning Fund Balance"September 30"		**$ 402,861.73**	**$ 402,861.73**	**$ 402,861.73**	**$ 402,861.73**	**$ 402,861.73**

2021 Series

Account	Account Name	FY2021 Actual	FY2022 Budget	As of 7/31/2022 Actual	Estimated FY2022 Actual	Proposed FY2023 Budget
2021 Series Revenues						
221-221-4700-221	Interest Earned 2021 Series	5.70	-	7.76		-
221-221-4750-221		3,202,763.00	-	-		-
Total 2021 Series Revenues		**$ 3,202,768.70**	**$ -**	**$ 7.76**	**$ -**	**$ -**
2021 Series Expenditures						
221-221-5910-221	2021 Series Principal	475,000.00	450,000.00	900,000.00	450,000.00	455,000.00
221-221-5920-221	2021 Series Interest	34,541.67	52,001.00	52,000.00	52,001.00	43,001.00
221-221-5940-221	2021 Series Admin Fees	300.00	2,500.00	318.00	2,500.00	2,500.00
221-221-5950-221	2021 Series Cost of Issuance	75,833.44	-	-	-	
Total 2021 Series Expenditures		**$ 585,675.11**	**$ 504,501.00**	**$ 952,318.00**	**$ 504,501.00**	**$ 500,501.00**
2021 Series Other Sources						
221-000-3321-000	Transfer in 2021 Series DS	509,541.67	504,501.00	476,000.00	641,288.01	500,501.00
Total 2021 Series Other Sources		**$ 509,541.67**	**$ 504,501.00**	**$ 476,000.00**	**$ 641,288.01**	**$ 500,501.00**
2021 Series Other Uses						
						-
Total 2021 Series Other Uses		**$ -**	**$ -**	**$ -**	**$ -**	**$ -**
Change in Fund Balance		3,126,635.26	-	(476,310.24)	136,787.01	-
2021 Series Beginning Fund Balance"October 1"		**$ -**	**$ 3,126,635.26**	**$ 3,126,635.26**	**$ 3,126,635.26**	**$ 3,263,422.27**
Total 2021 Series Funding Sources		**$ 3,712,310.37**	**$ 3,631,136.26**	**$ 3,602,643.02**	**$ 3,767,923.27**	**$ 3,763,923.27**
Total 2021 Series Funding Uses		**$ 585,675.11**	**$ 504,501.00**	**$ 952,318.00**	**$ 504,501.00**	**$ 500,501.00**
2021 Series Beginning Fund Balance"September 30"		**$ 3,126,635.26**	**$ 3,126,635.26**	**$ 2,650,325.02**	**$ 3,263,422.27**	**$ 3,263,422.27**

Employee Health Insurance

Krysti Muhic
Human Resource Director
Kmuhic@neoshomo.org

Revenue Category	FY2021 Actual	FY2022 Adopted Budget	FY2022 Current YTD Actuals	FY2023 Proposed Budget
Taxes	-	-	-	-
Intergovernmental	-	-	-	-
Licenses & Permits	-	-	-	-
Charges for Services	-	-	-	-
Fines & Forefeitures	-	-	-	-
Miscellaneous	843,867.76	1,004,023.00	698,247.98	1,017,607.00
Other Sources	-	-	-	-
	-	-	-	-
	-	-	-	-
Total	**843,867.76**	**1,004,023.00**	**698,247.98**	**1,017,607.00**
	$ -	$ -	$ -	$ -

Expense Category	FY2021 Actual	FY2022 Adopted Budget	FY2022 Current YTD Actuals	FY2023 Proposed Budget
Salaries, Benefits, & Support	-	-	-	-
Supplies & Materials	-	-	-	-
Maintenance & Repair	-	-	-	-
Contractual Services	-	-	-	-
Utilities	-	-	-	-
Other Expenses	874,630.73	1,003,925.00	773,471.76	1,017,506.00
Capital	-	-	-	-
Other Uses	-	-	-	-
Debt Service	-	-	-	-
Total	**874,630.73**	**1,003,925.00**	**773,471.76**	**1,017,506.00**
	$ -	$ -	$ -	$ -

Highlights - Variances of 10% (FY2022 Projected/FY2023)

Increases:

Decreases:

Staffing Levels	FY2021 Actual	FY2022 Adopted Budget	FY2022 Current Budget	FY2023 Proposed Budget
DEPARTMENT TOTAL	**0**	**0**	**0**	**0**

Health Insurance Fund

Account	Account Name	FY2021 Actual	FY2022 Budget	As of 7/31/2022 Actual	Estimated FY2022 Actual	Proposed FY2023 Budget
Health Insurance Fund Revenues						
290-290-4700-290	Interest Earned-Employee Ins.	114.07	100.00	68.38	82.06	100.00
290-290-4950-290	City's Portion - Insur.	702,398.95	845,923.00	587,632.94	820,805.00	859,507.00
290-290-4951-290	City Portion for Ins Shortage	-	-	-	-	-
290-290-4960-290	Employee Portion-Insurance	141,354.74	158,000.00	110,546.66	132,655.99	158,000.00
Total Health Insurance Fund Revenues		**$ 843,867.76**	**$ 1,004,023.00**	**$ 698,247.98**	**$ 953,543.05**	**$ 1,017,607.00**
Health Insurance Fund Expenditures						
290-290-6100-290	Health Insurance -Employee	-	-	-	-	-
290-290-6110-290	Health Insurance-Dependent	-	-	-	-	-
290-290-6140-290	Health Insurance Fees Employee	700,828.69	845,925.00	659,934.05	791,920.86	859,506.00
290-290-6150-290	Health Insurance Fees Dependnt	173,802.04	158,000.00	113,537.71	136,245.25	158,000.00
290-291-6120-290	Dental Insurance -Employee	-	-	-	-	-
290-291-6130-290	Dental Insurance Dependent	-	-	-	-	-
Total Health Insurance Fund Expenditures		**$ 874,630.73**	**$ 1,003,925.00**	**$ 773,471.76**	**$ 928,166.11**	**$ 1,017,506.00**
Health Insurance Fund Other Sources						
Total Health Insurance Fund Other Sources		**$ -**	**$ -**	**$ -**	**$ -**	**$ -**
Health Insurance Fund Other Uses						
Total Health Insurance Fund Other Uses		**$ -**	**$ -**	**$ -**	**$ -**	**$ -**
Change in Fund Balance		(30,762.97)	98.00	(75,223.78)	25,376.94	101.00
Health Insurance Fund Beginning Fund Balance"October 1"		**$ 51,156.20**	**$ 20,393.23**	**$ 20,393.23**	**$ 20,393.23**	**$ 45,770.17**
Total Health Insurance Fund Funding Sources		**$ 895,023.96**	**$ 1,024,416.23**	**$ 718,641.21**	**$ 973,936.28**	**$ 1,063,377.17**
Total Health Insurance Fund Funding Uses		**$ 874,630.73**	**$ 1,003,925.00**	**$ 773,471.76**	**$ 928,166.11**	**$ 1,017,506.00**
Health Insurance Fund Beginning Fund Balance"September 30"		**$ 20,393.23**	**$ 20,491.23**	**$ (54,830.55)**	**$ 45,770.17**	**$ 45,871.17**

90-Day Reserve

Days reserve #DIV/0!

Health Insurance Fund		
Health Insurance Rate		7,552.68
Work Comp Rate	-	
Retirement Rate	-	

		Department Request	
Health Insurance Fund Revenues		Amount	Justification & Supporting Information
290-290-4700-290	Interest Earned-Employee Ins.	100.00	
290-290-4950-290	City's Portion - Insur.	859,507.00	
290-290-4951-290	City Portion for Ins Shortage		
290-290-4960-290	Employee Portion-Insurance	158,000.00	
		1,017,607.00	

Health Insurance Fund Expenditures		Amount	Justification & Supporting Information
290-290-6100-290	Health Insurance -Employee		
290-290-6110-290	Health Insurance-Dependent		
290-290-6140-290	Health Insurance Fees Employee	859,506.00	
290-290-6150-290	Health Insurance Fees Dependnt	158,000.00	
290-291-6120-290	Dental Insurance -Employee		
290-291-6130-290	Dental Insurance Dependent		
		1,017,506.00	

Health Insurance Fund Other Sources	Amount	Justification & Supporting Information

Health Insurance Fund Other Uses	Amount	Justification & Supporting Information

Water Admin

Leslie Forest
Director of Finance
lforest@neoshomo.org

Water Admin/Finance is responsible for the oversight of all fiscal activities and safeguarding of City funds. The department provides a variety of financial services to Council, staff, and citizens. Services include accounting and financial reporting, budgeting, payroll, accounts payable, billing, licensing, and special financial analysis.

Revenue Category	FY2021 Actual	FY2022 Adopted Budget	FY2022 Current YTD Actuals	FY2023 Proposed Budget
Taxes	-	-	-	-
Intergovernmental	-	-	-	-
Licenses & Permits	-	-	-	-
Charges for Services	2,956,164.26	2,892,730.00	2,462,084.03	2,911,360.00
Fines & Forefeitures	-	-	-	-
Miscellaneous	37,253.63	17,000.00	21,603.03	26,000.00
Other Sources	-	-	-	-
Total	**2,993,417.89**	**2,909,730.00**	**2,483,687.06**	**2,937,360.00**
	$ -	$ -	$ -	$ -

Expense Category	FY2021 Actual	FY2022 Adopted Budget	FY2022 Current YTD Actuals	FY2023 Proposed Budget
Salaries, Benefits, & Support	317,476.10	389,776.00	292,489.52	408,310.00
Supplies & Materials	38,543.72	55,000.00	31,255.28	55,840.00
Maintenance & Repair	-	1,000.00	415.93	1,000.00
Contractual Services	600,805.30	628,220.00	503,052.83	656,063.00
Utilities	4,800.00	4,800.00	4,000.00	4,800.00
Other Expenses	1,370.88	1,000.00	294.36	2,916.00
Capital	-	-	-	-
Other Uses	-	-	-	-
Debt Service	-	-	-	-
Total	**962,996.00**	**1,079,796.00**	**831,507.92**	**1,128,929.00**
	$ -	$ -	$ 0.00	$ -

Highlights - Variances of 10% (FY2022 Projected/FY2023)

Increases:

Training/Travel - Increase for certification $1,900

Computer Software-Office 365 and cyber security $2,516

Decreases:

Staffing Levels	FY2021 Actual	FY2022 Adopted Budget	FY2022 Current Budget	FY2023 Proposed Budget
Finance Director	1	1	1	1
Water Admin Supervisor/Licensing	1	1	1	1
AP/PR Specialist	1	1	1	1
Billing Analyst	1	1	1	1
Collections Clerk	2	2	2	2
DEPARTMENT TOTAL	**6**	**6**	**6**	**6**

Water Admin

Account	Account Name	FY2021 Actual	FY2022 Budget	As of 7/31/2022 Actual	Estimated FY2022 Actual	Proposed FY2023 Budget
Water Admin Revenues						
500-510-3510-510	Penalties/Utility Bills	107,373.27	110,000.00	84,654.00	101,584.80	107,000.00
500-510-3530-510	Residential Trash Billing	514,757.65	525,600.00	478,819.26	574,583.11	545,280.00
500-510-3540-510	Service Application Fee	7,890.00	8,500.00	6,510.00	7,812.00	8,300.00
500-510-3560-510	Lease Pmt. Tower Space	46,584.81	48,630.00	42,559.71	51,071.65	50,780.00
500-510-3580-510	Trash Tag Sales	33.99	-	(37.08)	(44.50)	-
500-510-3600-510	Billing Customers-Water	2,279,524.54	2,200,000.00	1,849,578.14	2,219,493.77	2,200,000.00
500-510-4201-510	CARES Act	108.69	-	-	-	-
500-510-4700-510	Interest Earned-Water/WW	17,827.32	14,000.00	16,785.77	20,142.92	15,000.00
500-510-4792-510	Online Surcharge Fees	18,892.99	3,000.00	3,796.65	20,000.00	11,000.00
500-510-4800-510	Water Admin Miscellaneous	424.63	-	1,020.61	1,224.73	-
Total Water Admin Revenues		**$ 2,993,417.89**	**$ 2,909,730.00**	**$ 2,483,687.06**	**$ 2,995,868.49**	**$ 2,937,360.00**
Water Admin Expenditures						
500-510-5010-510	Water Admin Salaries	237,299.15	285,648.00	220,652.98	285,648.00	297,377.00
500-510-5020-510	Water Admin Overtime	1,681.68	3,000.00	2,699.66	3,239.59	3,000.00
500-510-5070-510	Availability Allowance	-	-	-	-	-
500-510-5170-510	Water Admin Social Security	17,858.15	22,082.00	16,295.22	19,554.26	22,979.00
500-510-5180-510	Water Admin Retirement	7,787.08	12,124.00	7,222.50	8,667.00	15,620.00
500-510-5190-510	Water Admin Health Insuranc	40,077.78	49,094.00	34,609.69	41,531.63	49,093.00
500-510-5210-510	Water Admin Workers Comp.	11,139.26	12,643.00	8,536.72	10,244.06	13,157.00
500-510-5260-510	Water Admin Prof. Services	73,993.13	87,300.00	67,030.31	80,436.37	96,447.00
500-510-5270-510	Water Admin Credit Card Fee	37,130.75	38,000.00	32,770.39	39,324.47	38,000.00
500-510-5273-510	Collection Agency Charges	2,788.07	3,000.00	1,382.68	1,659.22	3,000.00
500-510-5300-510	Water Admin Insurance & Bo	125.00	600.00	100.00	120.00	600.00
500-510-5330-510	Water Admin Equipment Mai	-	1,000.00	415.93	499.12	1,000.00
500-510-5360-510	Water Admin Member/Train/	1,633.00	5,185.00	2,472.75	2,967.30	7,084.00
500-510-5590-510	Water Admin General Supplic	38,543.72	55,000.00	31,255.28	37,506.34	55,840.00
500-510-5700-510	Water Admin Comp., Softwar	1,370.88	1,000.00	294.36	353.23	2,916.00
500-510-6250-510	Water Admin Trash Tag Expe	-	-	-	-	-
500-510-6260-510	Trash Service Paid	486,768.35	499,320.00	401,769.45	482,123.34	518,016.00
500-510-6350-510	Water Admin Phones	4,800.00	4,800.00	4,000.00	4,800.00	4,800.00
Total Water Admin Expenditures		**$ 962,996.00**	**$ 1,079,796.00**	**$ 831,507.92**	**$ 1,018,673.93**	**$ 1,128,929.00**
Water Admin Other Sources						
0	0					-
Total Water Admin Other Sources		**$ -**	**$ -**	**$ -**	**$ -**	**$ -**
Water Admin Other Uses						
0	0					-
Total Water Admin Other Uses		**$ -**	**$ -**	**$ -**	**$ -**	**$ -**
Change in Fund Balance		2,065,535.04	(1,663,357.38)	606,195.45	(996,876.81)	(1,121,255.00)
Water Admin Beginning Fund Balance"October 1"		**$ 5,706,164.45**	**$ 7,771,699.49**	**$ 7,771,699.49**	**$ 7,771,699.49**	**$ 6,895,943.40**
Total Water Admin Funding Sources		**$ 11,927,679.73**	**$ 14,510,572.74**	**$ 12,843,599.40**	**$ 13,873,430.40**	**$ 25,824,308.40**
Total Water Admin Funding Uses		**$ 4,155,980.24**	**$ 8,274,879.95**	**$ 4,364,770.53**	**$ 6,977,487.00**	**$ 20,049,620.00**
Water Admin Beginning Fund Balance"September 30"		**$ 7,771,699.49**	**$ 6,235,692.79**	**$ 8,478,828.87**	**$ 6,895,943.40**	**$ 5,774,688.40**
Water Replacement Reserve City Code Section 710.180		1,036,614.33	1,239,404.33	1,191,644.30	203,304.33	406,094.33
WW Replacement Reserve Ordinance No. 383-2009		631,953.25	722,974.25	701,976.48	235,279.25	326,300.25
WW Reserve - Slip Line		100,000.00	250,000.00	212,500.00	(108,000.00)	42,000.00
Meter Replacement Reserve		267,244.96	397,244.96	364,311.92	397,244.96	600,034.96
Main Replacement Reserve		250,000.00	500,000.00	437,497.00	206,986.00	456,986.00
2009B Restricted Funds Ordinance No. 421-2009		311,135.00	288,400.00	288,400.00	288,400.00	321,860.00
2011 Restricted Funds Ordinance No. 489-2011		503,250.00	466,000.00	466,000.00	466,000.00	525,800.00
Total Restricted Funds		3,100,197.54	3,864,023.54	3,662,329.70	1,689,214.54	2,679,075.54
Unrestricted Funds		**4,671,501.95**	**2,371,669.25**	**4,816,499.17**	**5,206,728.86**	**3,095,612.86**

90-Day Reserve $ 4,726,172.96

58.949

Water Administration	
Health Insurance Rate	7,552.68
Work Comp Rate	4.38%
Retirement Rate	5.20%

Payroll Detail

FTE	#	FY2022	FY2023 Budgeted	Availability Allowance	Social Security	Retirement	Insurance	Work Comp	Total Salary & Benefits
Forest, Leslie L.	1	75,000.00	$ 78,000.00		5,967.00	4,056.00	7,553.00	3,417.00	**$ 98,993.00**
Scott Megan D	1	42,681.60	$ 46,626.24		3,567.00	2,425.00	7,553.00	2,043.00	**$ 62,214.24**
Johnson Renee	1	40,996.80	$ 43,907.58		3,359.00	2,284.00	7,553.00	1,924.00	**$ 59,027.58**
Mendenhall Billie M.	1	38,480.00	$ 42,036.32		3,216.00	2,186.00	7,553.00	1,842.00	**$ 56,833.32**
Bloch, Tina M	1	29,120.00	$ 30,576.00		2,340.00	1,590.00	7,553.00	1,340.00	**$ 43,399.00**
Dill Chelsea B	1	34,652.80	$ 36,385.44		2,784.00	1,893.00	7,553.00	1,594.00	**$ 50,209.44**
Tomlinson, Nancy	0.5	18,200.00	$ 19,845.00		1,519.00	1,032.00	3,777.00	870.00	**$ 27,043.00**
	6.50	279,131.20	297,376.57	-	22,752.00	15,466.00	49,095.00	13,030.00	**$ 397,719.57**

Overtime	3,239.59	3,000.00
Part Time & Seasonal		
Total Salaries	282,370.79	300,376.57

Water Administration Revenues		Department Request Amount	Justification & Supporting Information
500-510-3510-510	Penalties/Utility Bills	107,000.00	
500-510-3530-510	Residential Trash Billing	545,280.00	4000 Accounts @ $11.36
500-510-3540-510	Service Application Fee	8,300.00	5 Year Historical Data
500-510-3560-510	Lease Pmt. Tower Space	50,780.00	
500-510-3580-510	Trash Tag Sales	-	
500-510-3600-510	Billing Customers-Water	2,200,000.00	Historical Data
500-510-4201-510	CARES Act		
500-510-4700-510	Interest Earned-Water/WW	15,000.00	5 Year Historical Data
500-510-4792-510	Online Surcharge Fees	11,000.00	5 Year Historical Data
500-510-4800-510	Water Admin Miscellaneous		
		2,937,360.00	

Water Administration Expenditures		Amount	Justification & Supporting Information
500-510-5010-510	Water Admin Salaries	297,377.00	License clerk 100% to Water Admin
500-510-5020-510	Water Admin Overtime	3,000.00	
500-510-5070-510	Availability Allowance	-	
500-510-5170-510	Water Admin Social Security	22,979.00	
500-510-5180-510	Water Admin Retirement	15,620.00	
500-510-5190-510	Water Admin Health Insurance	49,093.00	
500-510-5210-510	Water Admin Workers Comp.	13,157.00	
500-510-5260-510	Water Admin Prof. Services	96,447.00	Audit $15000, Folder Stuffer Lease $3000, Laserfische $300, Springbrook $32000, Copier Mtce $3000, Stronghold $29,000, Adcomp kiosk $9,147
500-510-5270-510	Water Admin Credit Card Fees	38,000.00	Historical
500-510-5273-510	Collection Agency Charges	3,000.00	Historical -Depends on Collections
500-510-5300-510	Water Admin Insurance & Bonds	600.00	bonds only
500-510-5330-510	Water Admin Equipment Maint.	1,000.00	
500-510-5360-510	Water Admin Member/Train/Trvl	7,084.00	AGA membership $230, GFOA Memberships $240, GFOA local conference $700, MML $700, AGA seminar/conference $300, GFOA National $2000, MOCCFOA $15, Staff training $500, Updated GAAFR literature $500, CGFM trainings/testing $1,800, FLSA $99
500-510-5590-510	Water Admin General Supplies	55,840.00	Postage $800, Postage permit $235, Water Billing Postage $44,000, copy paper $1400, envelopes $3600, Budget Supplies $100, Thermal receipt paper $130, Office Supplies $5535, Battery Backup $40
500-510-5700-510	Water Admin Comp., Software	2,916.00	Adobe License Renewal $204, firewall $195.59, Office 365 $1,425.15, Cyber Software $1,091.13
500-510-6250-510	Water Admin Trash Tag Expenses	-	
500-510-6260-510	Trash Service Paid	518,016.00	95% of Billing/per contract
500-510-6350-510	Water Admin Phones	4,800.00	
	Water Admin Capital		
		1,128,929.00	

Water Administration Other Sources	Amount	Justification & Supporting Information

Water Administration Other Uses	Amount	Justification & Supporting Information

Distribution & Maintenance

Nate Siler
Public Works Director
Nsiler@neoshomo.org

The primary responsibilities are to respond to customer service calls as they are received . Work activities include but are not limited to: daily, weekly, monthly and yearly routine preventative, and corrective maintenance activities for water main/service lines, water valves, fire hydrant, and install and repair water meters, mark the locations of mains and services in anticipation of underground construction, and assist in the annual flushing program and valve maintenance program.

Revenue Category	FY2021 Actual	FY2022 Adopted Budget	FY2022 Current YTD Actuals	FY2023 Proposed Budget
Taxes	-	-	-	-
Intergovernmental	-	-	-	5,000,000.00
Licenses & Permits	-	-	-	-
Charges for Services	-	-	-	-
Fines & Forfeitures	-	-	-	-
Miscellaneous	2,773.30	2,477.00	3,475.20	20,000.00
Other Sources	250,000.00	250,000.00	208,330.00	250,000.00
Total	**252,773.30**	**252,477.00**	**211,805.20**	**5,270,000.00**
	$ (4,607.80)	$ -	$ -	$ -

Expense Category	FY2021 Actual	FY2022 Adopted Budget	FY2022 Current YTD Actuals	FY2023 Proposed Budget
Salaries, Benefits, & Support	333,068.32	512,493.00	356,470.65	552,281.00
Supplies & Materials	2,981.11	4,000.00	2,030.89	4,000.00
Maintenance & Repair	163,011.85	214,000.00	158,882.28	234,000.00
Contractual Services	29,797.98	49,900.00	24,652.78	47,648.00
Utilities	12,447.20	12,605.00	11,160.00	13,473.00
Other Expenses	20,972.51	254,400.00	28,688.81	263,954.00
Capital	18,078.04	115,727.00	109,571.19	6,561,341.00
Other Uses	250,000.00	250,000.00	208,330.00	250,000.00
Debt Service	-	-	-	-
Total	**830,357.01**	**1,413,125.00**	**899,786.60**	**7,926,697.00**
	$ (0.00)	$ -	$ -	$ -

Highlights - Variances of 10% (FY2022 Projected/FY2023)
Increases:
Salaries and Benefits- Increase in base salaries
Fuel and Lubricants - Increase for fuel cost
Line Repair- Increase in material cost
Capital - DNR ARPA Grant Application with cost share $6,329,114
Decreases:
Computer Software- Decrease $446 based on current need
Uniforms- Decrease $900 based on current need

Staffing Levels	FY2021 Actual	FY2022 Adopted Budget	FY2022 Current Budget	FY2023 Proposed Budget
D&M Foreman	2	2	2	2
D&M Maintenance Mgr		1	1	1
D&M Superintendent	1	1	1	1
D&M Labor	4	4	4	4
Administrative Assistant	1	1	1	1
DEPARTMENT TOTAL	**8**	**9**	**9**	**9**

Distribution & Maintenance

Account	Account Name	FY2021 Actual	FY2022 Budget	As of 7/31/2022 Actual	Estimated FY2022 Actual	Proposed FY2023 Budget
Distribution & Maintenance Revenues						
500-530-4760-530	Insurance Proceeds	-	2,477.00	2,477.00	2,972.40	-
500-530-4800-530	D&M Miscellaneous	739.30	-	998.20	1,197.84	-
500-530-4820-530	Sale of Property	2,034.00	-	-	-	20,000.00
500-530-4660-530	FEMA Revenues	4,607.80	-	-	-	-
500-530-4200-530	Grant Revenue	-	-	-	-	5,000,000.00
Total Distribution & Maintenance Revenues		**$ 7,381.10**	**$ 2,477.00**	**$ 3,475.20**	**$ 4,170.24**	**$ 5,020,000.00**
Distribution & Maintenance Expenditures						
500-530-5010-530	Water Distribution Salaries	275,450.34	318,103.00	245,473.80	294,568.56	349,937.00
500-530-5020-530	Water Distribution Overtime	20,676.54	19,000.00	14,551.20	17,461.44	19,000.00
500-530-5070-530	Availability Allowance	1,320.00	1,800.00	900.00	1,080.00	1,800.00
500-530-5170-530	Water Distribution Soc'l Sec.	22,877.40	25,789.00	19,761.80	23,714.16	28,224.00
500-530-5180-530	Water Distribution Retirement	9,171.04	14,159.00	9,691.32	11,629.58	19,185.00
500-530-5190-530	Water Distribution Health Ins.	58,713.18	67,976.00	50,394.96	60,473.95	67,975.00
500-530-5210-530	Water Distribution Work Comp	13,601.35	14,766.00	11,835.50	14,202.60	16,160.00
500-530-5185-530	Pension Expense	(75,249.00)	40,000.00	-	-	40,000.00
500-530-5260-530	Water Distribution Prof. Svcs	13,704.58	32,900.00	11,586.84	13,904.21	34,400.00
500-530-5280-530	Central Dispatch	192.20	-	-	-	-
500-530-5300-530	Water Distribution Ins & Bonds	15,901.20	17,000.00	13,065.94	15,679.13	13,248.00
500-530-5320-530	Water Distrib. Facility Maint	85,078.40	94,000.00	85,836.19	103,003.43	94,000.00
500-530-5330-530	Water Distribution Equip Maint	20,845.31	40,000.00	21,384.93	25,661.92	40,000.00
500-530-5360-530	Water Distrib. Mem/Train/Trvl	1,216.00	5,000.00	243.25	291.90	5,000.00
500-530-5380-530	Water Distribution Uniforms	5,291.47	5,900.00	3,618.82	4,342.58	5,000.00
500-530-5530-530	Water Distribution Fuels	17,413.90	25,000.00	25,017.95	30,021.54	35,000.00
500-530-5590-530	Water Distrib. Gen Supplies	2,981.11	4,000.00	2,030.89	2,437.07	4,000.00
500-530-5620-530	Water Distribution Line Repair	57,088.14	80,000.00	51,661.16	61,993.39	100,000.00
500-530-5700-530	Water Distrib. Comp., Software	288.97	3,400.00	866.24	1,039.49	2,954.00
500-530-5790-530	Water Dist Capital Purchases	16,749.99	108,500.00	102,374.00	122,848.80	6,474,114.00
500-530-5990-530	Depreciation	-	220,000.00	-	220,000.00	220,000.00
500-530-6300-530	Water Distribution Electricity	5,650.29	5,625.00	4,014.62	4,817.54	6,068.00
500-530-6310-530	Water Distrib. Heating Fuels	1,892.26	2,000.00	2,361.56	2,833.87	2,005.00
500-530-6350-530	Water Dist Telephones	4,904.65	4,980.00	4,783.82	5,740.58	5,400.00
500-530-6380-530	Lease Purchase Payments	1,328.05	7,227.00	7,197.19	7,197.19	7,227.00
500-530-6390-530	Water Distribution Minor Equip	3,269.64	6,000.00	2,804.62	3,365.54	6,000.00
Total Distribution & Maintenance Expenditures		**$ 580,357.01**	**$ 1,163,125.00**	**$ 691,456.60**	**$ 1,048,308.48**	**$ 7,676,697.00**
Distribution & Maintenance Other Sources						
500-000-3364-000	Trns to Main Replacement	250,000.00	250,000.00	208,330.00	250,000.00	250,000.00
Total Distribution & Maintenance Other Sources		**$ 250,000.00**	**$ 250,000.00**	**$ 208,330.00**	**$ 250,000.00**	**$ 1,579,114.00**
Distribution & Maintenance Other Uses						
500-000-3264-000	Trns to Main Replacement	250,000.00	250,000.00	208,330.00	250,000.00	250,000.00
Total Distribution & Maintenance Other Uses		**$ 250,000.00**	**$ 250,000.00**	**$ 208,330.00**	**$ 250,000.00**	**$ 250,000.00**
Change in Fund Balance		(572,975.91)	(1,160,648.00)	(687,981.40)	(1,044,138.24)	(1,327,583.00)

D&M	
Health Insurance Rate	7,552.68
Work Comp Rate	4.38%
Retirement Rate	5.20%

Payroll Detail

FTE	#	FY2022	FY2023 Budgeted	Availability Allowance	Social Security	Retirement	Insurance	Work Comp	Total Salary & Benefits
Forcum, Brandon	1	43,680.00	$ 48,157.20	360	3,685.00	2,505.00	7,553.00	2,110.00	**$ 64,370.20**
Watts, Michael	1	39,253.76	$ 43,277.27	360	3,311.00	2,251.00	7,553.00	1,896.00	**$ 58,648.27**
Wright, Steven	1	38,608.96	$ 42,566.38	360	3,257.00	2,214.00	7,553.00	1,865.00	**$ 57,815.38**
Brozek, Jane	1	36,400.00	$ 40,131.00	360	3,071.00	2,087.00	7,553.00	1,758.00	**$ 54,960.00**
Combs, Cody	1	35,360.00	$ 38,984.40	360	2,983.00	2,028.00	7,553.00	1,708.00	**$ 53,616.40**
McCool, Michael	1	29,120.00	$ 33,207.30		2,541.00	1,727.00	7,553.00	1,455.00	**$ 46,483.30**
Hames, Derrek	1	30,160.00	$ 35,544.60		2,720.00	1,849.00	7,553.00	1,557.00	**$ 49,223.60**
Evey, Bryce	1	30,160.00	$ 35,544.60		2,720.00	1,849.00	7,553.00	1,557.00	**$ 49,223.60**
Larry Winkler	1	29,000.00	$ 32,523.75		2,489.00	1,692.00	7,553.00	1,425.00	**$ 45,682.75**
	9.00	311,742.72	349,936.50	1,800.00	26,777.00	18,202.00	67,977.00	15,331.00	**$ 480,023.50**

Overtime	17,461.44	19,000.00
Part Time & Seasonal		
Total Salaries	329,204.16	368,936.50

		Department Request	
D&M Revenues		Amount	Justification & Supporting Information
500-530-4760-530	Insurance Proceeds		
500-530-4800-530	D&M Miscellaneous		
500-530-4820-530	Sale of Property	20,000.00	2 backhoes
500-530-4660-530	FEMA Revenues		
500-530-4200-530	Grant Revenue	5,000,000.00	DNR - ARPA Grant revenue
		5,020,000.00	

D&M Expenditures		Amount	Justification & Supporting Information
500-530-5010-530	Water Distribution Salaries	349,937.00	
500-530-5020-530	Water Distribution Overtime	19,000.00	
500-530-5070-530	Availability Allowance	1,800.00	
500-530-5170-530	Water Distribution Soc'l Sec.	28,224.00	
500-530-5180-530	Water Distribution Retirement	19,185.00	
500-530-5190-530	Water Distribution Health Ins.	67,975.00	
500-530-5210-530	Water Distribution Work Comp	16,160.00	
500-530-5185-530	Pension Expense	40,000.00	YE entry from auditor can be different account?????
500-530-5260-530	Water Distribution Prof. Svcs	34,400.00	Engineering services as needed, $1500 for MRWA membership, Stronghold $3000, Security alarm $200, copier agreement $100, Locates $1500, KC Railway contracts $2000, Fire & sprinkler inspection $300, AED $100, DOT randoms $200
500-530-5280-530	Central Dispatch		No more Dispatch Fees
500-530-5300-530	Water Distribution Ins & Bonds	13,248.00	Property Ins incl 6%
500-530-5320-530	Water Distrib. Facility Maint	94,000.00	Annual Tower Maintenance $85,000
500-530-5330-530	Water Distribution Equip Maint	40,000.00	Expected equipment repairs and maintenance
500-530-5360-530	Water Distrib. Mem/Train/Trvl	5,000.00	$1,500 for DS training, MWWC Conference, Annual dues and certifications $1000
500-530-5380-530	Water Distribution Uniforms	5,000.00	$5,000 for jeans, boots, coat, vest and hat allowance
500-530-5530-530	Water Distribution Fuels	35,000.00	
500-530-5590-530	Water Distrib. Gen Supplies	4,000.00	
500-530-5620-530	Water Distribution Line Repair	100,000.00	Pricing continuing to rise for materials
500-530-5700-530	Water Distrib. Comp., Software	2,954.00	firewall $195.59, Office 365 $712.58, Cyber Software $545.57
500-530-5780-530	D&M Vehicle	80,000.00	Replacement of our oldest service truck
500-530-5790-530	Water Dist Capital Purchases	6,474,114.00	Ice machine 50% shared with Streets $2500,Construction cost for storage building 50% with Streets $35,000. Mini Ex and trailer $95,000, Boring Mole $7,000, Leak survey $5,500, DNR ARPA cost share $6,329,113.94 ($1,329,113.94 from water/main reserves)
500-530-5990-530	Depreciation	220,000.00	
500-530-6300-530	Water Distribution Electricity	6,068.00	7.38% over actual FY21 -due to increase from recent rate case
500-530-6310-530	Water Distrib. Heating Fuels	2,005.00	Spire requested 5.94%-case ongoing
500-530-6350-530	Water Dist Telephones	5,400.00	
500-530-6380-530	Lease Purchase Payments	7,227.00	Radio Payment (5 of 5)
500-530-6390-530	Water Distribution Minor Equip	6,000.00	
		7,676,697.00	

D&M Other Sources		Amount	Justification & Supporting Information
500-000-3364-000	Trns to Main Replacement	250,000.00	
500-000-3364-000	Trns to Main Replacement	293,014.00	City share of DNR Grant
500-000-3353-000	Transfer fm Water -Rplcmt Rsrv	1,036,100.00	City share of DNR Grant

D&M Other Uses		Amount	Justification & Supporting Information
500-000-3264-000	Trns to Main Replacement	250,000.00	

Meter Department

Nate Siler
Public Works Director
Nsiler@neoshomo.org

Read all 5,700 residential, commercial and industrial customer meters. They also perform all the required daily, weekly, monthly, and yearly testing of the drinking water system to ensure we comply with both state and federal guidelines. Repair to residential meters, AMR equipment, vaults, curb stops and general maintenance.

Revenue Category	FY2021 Actual	FY2022 Adopted Budget	FY2022 Current YTD Actuals	FY2023 Proposed Budget
Taxes	-	-	-	-
Intergovernmental	-	-	-	-
Licenses & Permits	-	-	-	-
Charges for Services	253,850.29	175,000.00	145,233.03	188,000.00
Fines & Forfeitures	-	-	-	-
Miscellaneous	-	-	(5.40)	-
Other Sources	202,790.00	202,790.00	168,990.00	202,790.00
Total	**456,640.29**	**377,790.00**	**314,217.63**	**390,790.00**
	$ -	$ -	$ -	$ -

Expense Category	FY2021 Actual	FY2022 Adopted Budget	FY2022 Current YTD Actuals	FY2023 Proposed Budget
Salaries, Benefits, & Support	147,779.19	157,230.00	124,318.62	172,330.00
Supplies & Materials	76,419.98	76,450.00	51,914.19	56,500.00
Maintenance & Repair	5,691.14	25,000.00	1,988.45	25,000.00
Contractual Services	599.00	1,000.00	-	-
Utilities	-	-	-	-
Other Expenses	7,808.52	7,688.63	5,940.73	9,146.00
Capital	-	364,460.00	203,589.50	12,000.00
Other Uses	202,790.00	202,790.00	168,990.00	202,790.00
Debt Service	-	-	-	-
Total	**441,087.83**	**834,618.63**	**556,741.49**	**477,766.00**
	$ -	$ -	$ -	$ (30,000.00)

Highlights - Variances of 10% (FY2022 Projected/FY2023)
Increases:
Comp/Software- Sensus annual software
Salaries and Benefits- Increase in base salaries

Decreases:
Capital - Decreased need for capital. FY22 installation of Master Meters.
Meters - Decreased need for meter replacement. Most meters have been replaced in prior years.

Staffing Levels	FY2021 Actual	FY2022 Adopted Budget	FY2022 Current Budget	FY2023 Proposed Budget
Meter Foreman	1	1	1	1
Meter Readers	2	2	2	2
DEPARTMENT TOTAL	**3**	**3**	**3**	**3**

Meters

Account	Account Name	FY2021 Actual	FY2022 Budget	As of 7/31/2022 Actual	Estimated FY2022 Actual	Proposed FY2023 Budget
Meters Revenues						
500-530-3500-531	Meter Fee	128,858.57	130,000.00	110,157.91	132,189.49	130,000.00
500-530-3610-531	Water Taps	124,991.72	45,000.00	35,075.12	42,090.14	58,000.00
500-530-4800-531	Meter Misc. Revenue	-	-	(5.40)	(6.48)	-
Total Meters Revenues		**$ 253,850.29**	**$ 175,000.00**	**$ 145,227.63**	**$ 174,273.16**	**$ 188,000.00**
Meters Expenditures						
500-530-5010-531	Meter Read/Mtnce. Salaries	100,335.72	104,956.00	85,349.70	102,419.64	115,714.00
500-530-5020-531	Meter Reading Overtime	7,054.42	8,000.00	4,674.51	5,609.41	8,000.00
500-530-5070-531	Availability Allowance	1,080.00	1,080.00	900.00	1,080.00	1,080.00
500-530-5170-531	Meter Program Social Security	7,911.29	8,642.00	6,727.91	8,073.49	10,536.00
500-530-5180-531	Meter Program Retirement	3,385.80	4,745.00	3,804.12	4,564.94	6,434.00
500-530-5190-531	Meter Prog Health Insurance	21,197.52	22,659.00	17,998.20	21,597.84	22,659.00
500-530-5210-531	Meter Program Workers Comp.	4,910.81	4,948.00	3,978.04	4,773.65	6,032.00
500-530-5260-530	Water Distribution Prof. Svcs	-	-	-	-	30,000.00
500-530-5300-531	Meter Program Insurance & Bond	599.00	1,000.00	-	-	-
500-530-5330-531	Meter Program Equipment Maint.	5,691.14	25,000.00	1,988.45	2,386.14	25,000.00
500-530-5380-531	Meter Program Uniforms	1,903.63	2,200.00	886.14	1,063.37	1,875.00
500-530-5530-531	Meter Program Fuels/Lubricants	7,035.56	7,000.00	5,041.69	6,050.03	7,000.00
500-530-5590-531	Meter Program General Supplies	1,376.72	1,500.00	365.64	438.77	1,500.00
500-530-5650-531	Meter Program Meter Sets	75,043.26	55,000.00	31,598.55	37,918.26	55,000.00
500-530-5660-531	Meter Replacement Program	-	19,950.00	19,950.00	23,940.00	-
500-530-5700-531	Meter Reading Comp/Software	772.96	688.63	899.04	1,078.85	2,146.00
500-530-5790-531	Meter Program Capital Equip	-	364,460.00	203,589.50	364,460.00	12,000.00
500-530-6190-531	COVID Expenditures	-	-	-	-	-
Total Meters Expenditures		**$ 238,297.83**	**$ 631,828.63**	**$ 387,751.49**	**$ 585,454.39**	**$ 304,976.00**
Meters Other Sources						
500-000-3353-000	Transfer fm Water -Rplcmt Rsrv	202,790.00	202,790.00	168,990.00	202,790.00	202,790.00
0	0				-	-
Total Meters Other Sources		**$ 202,790.00**	**$ 202,790.00**	**$ 168,990.00**	**$ 202,790.00**	**$ 202,790.00**
Meters Other Uses						
500-000-3253-000	Transfer to Water Rplcmt Resrv	202,790.00	202,790.00	168,990.00	202,790.00	202,790.00
0	0					-
Total Meters Other Uses		**$ 202,790.00**	**$ 202,790.00**	**$ 168,990.00**	**$ 202,790.00**	**$ 202,790.00**
Change in Fund Balance		15,552.46	(456,828.63)	(242,523.86)	(411,181.23)	(116,976.00)

Meter Replacement	
Health Insurance Rate	7,552.68
Work Comp Rate	4.38%
Retirement Rate	5.20%

Payroll Detail

FTE	#	FY2022	FY2023 Budgeted	Availability Allowance	Social Security	Retirement	Insurance	Work Comp	Total Salary & Benefits
Strohl, Matthew	1	38,109.76	$ 42,016.01	360	3,215.00	2,185.00	7,553.00	1,841.00	**$ 57,170.01**
Carter, David	1	33,564.96	$ 37,005.37	360	2,831.00	1,925.00	7,553.00	1,621.00	**$ 51,295.37**
Beckett, Jessie	1	33,281.04	$ 36,692.35	360	2,807.00	1,909.00	7,553.00	1,608.00	**$ 50,929.35**
	0		$ -						
	0		$ -						
	3.00	104,955.76	115,713.73	1,080.00	8,853.00	6,019.00	22,659.00	5,070.00	**$ 159,394.73**

Overtime	5,609.41	8,000.00
Part Time & Seasonal		14,000.00
Total Salaries	110,565.17	137,713.73

		Department Request	
Meter Replacement Revenues		Amount	Justification & Supporting Information
500-530-3500-531	Meter Fee	130,000.00	
500-530-3610-531	Water Taps	58,000.00	5 year historical average
500-530-4800-531	Meter Misc. Revenue		
		188,000.00	

Meter Replacement Expenditures		Amount	Justification & Supporting Information
500-530-5010-531	Meter Read/Mtnce. Salaries	115,714.00	
500-530-5020-531	Meter Reading Overtime	8,000.00	
500-530-5070-531	Availability Allowance	1,080.00	
500-530-5170-531	Meter Program Social Security	10,536.00	
500-530-5180-531	Meter Program Retirement	6,434.00	
500-530-5190-531	Meter Prog Health Insurance	22,659.00	
500-530-5210-531	Meter Program Workers Comp.	6,032.00	
500-530-5260-530	Water Distribution Prof. Svcs	30,000.00	Meter Rate Study $30,000
500-530-5300-531	Meter Program Insurance & Bond	-	
500-530-5330-531	Meter Program Equipment Maint.	25,000.00	MXU damages and equipment as needed
500-530-5380-531	Meter Program Uniforms	1,875.00	$1,875 for jeans, boots, coat, vest and hat allowance
500-530-5530-531	Meter Program Fuels/Lubricants	7,000.00	
500-530-5590-531	Meter Program General Supplies	1,500.00	
500-530-5650-531	Meter Program Meter Sets	55,000.00	
500-530-5660-531	Meter Replacement Program		
500-530-5700-531	Meter Reading Comp/Software	2,146.00	$1,949.94 for Sensus yearly software update, firewall $195.59
500-530-5790-531	Meter Program Capital Equip	12,000.00	Hydroverse Meter at Baxter Tower $12,000,
500-530-6190-531	COVID Expenditures		
		304,976.00	

Meter Replacement Other Sources		Amount	Justification & Supporting Information
500-000-3353-000	Transfer fm Water -Rplcmt Rsrv	202,790.00	

Meter Replacement Other Uses		Amount	Justification & Supporting Information
500-000-3253-000	Transfer to Water Rplcmt Resrv	202,790.00	

Filtration

David Kennedy
City Manager
d.kennedy@neoshomo.org

Revenue Category	FY2021 Actual	FY2022 Adopted Budget	FY2022 Current YTD Actuals	FY2023 Proposed Budget
Taxes	-	-	-	-
Intergovernmental	51,812.36	700,000.00	-	193,012.00
Licenses & Permits	-	-	-	-
Charges for Services	-	-	-	-
Fines & Forefeitures	-	-	-	-
Miscellaneous	5,193.63	27,955.25	27,955.25	-
Other Sources	-	-	-	-
Total	**57,005.99**	**727,955.25**	**27,955.25**	**193,012.00**
	$ -	$ -	$ -	$ -

Expense Category	FY2021 Actual	FY2022 Adopted Budget	FY2022 Current YTD Actuals	FY2023 Proposed Budget
Salaries, Benefits, & Support	-	-	-	-
Supplies & Materials	-	990.00	990.00	200.00
Maintenance & Repair	14,428.20	31,928.00	12,183.25	38,000.00
Contractual Services	436,879.11	457,727.00	338,368.62	260,915.00
Utilities	15,126.16	306,100.00	250,707.95	345,626.00
Other Expenses	-	3,000.00	3,371.93	1,300.00
Capital	33,788.48	944,000.00	48,731.36	721,763.00
Other Uses	-	-	-	-
Debt Service	-	-	-	-
Total	**500,221.95**	**1,743,745.00**	**654,353.11**	**1,367,804.00**
	$ (0.00)	$ -	$ 0.00	$ -

Highlights - Variances of 10% (FY2022 Projected/FY2023)

Increases:

Electricity- Rate Increase of 7.38%

Insurance and Bonds- Increase of property values 5.84% with additional Increase in property insurance 5.4% with additional 6% increase for FY23 Budget.

Capital - Lime Kiln dam projected expected to be completed in FY24, Dredging project expected to be completed. Partial cost FY23

Alliance Contract - FY23 allocation based on dollars budgeted with CPI increase of 8.6%- allocated based on expenditures, majority of contract cost moved to wastewater for FY2023

Decreases:

Fuel and Lubricants - Decrease based on actual need

Staffing Levels	FY2021 Actual	FY2022 Adopted Budget	FY2022 Current Budget	FY2023 Proposed Budget
No City FTEs				
DEPARTMENT TOTAL	**0**	**0**	**0**	**0**

Filtration

Account	Account Name	FY2021 Actual	FY2022 Budget	As of 7/31/2022 Actual	Estimated FY2022 Actual	Proposed FY2023 Budget
Filtration Revenues						
500-610-4200-520	Grant Revenue	51,812.36	700,000.00	-	-	193,012.00
500-610-4760-520	Filtration Insurance Claims	5,193.63	-	-	-	-
500-610-4800-520	Filtration Miscellaneous	-	27,955.25	27,955.25	33,546.30	-
0	0					-
Total Filtration Revenues		**$ 57,005.99**	**$ 727,955.25**	**$ 27,955.25**	**$ 33,546.30**	**$ 193,012.00**
Filtration Expenditures						
500-610-5260-520	Water Plant Prof. Services	2,282.55	31,780.00	1,066.05	1,279.26	34,780.00
500-610-5300-520	Water Plant Insurance & Bonds	66,853.57	70,000.00	52,217.54	62,661.05	72,751.00
500-610-5320-520	Water Plant Facility Maint.	2,528.00	9,500.00	9,361.42	11,233.70	15,000.00
500-610-5330-520	Water Plant Equipment Maint.	11,900.20	22,428.00	2,821.83	3,386.20	23,000.00
500-610-5530-520	Water Plant Fuels/Lubricants	-	3,000.00	3,371.93	4,046.32	1,000.00
500-610-5590-520	Water Plant General Supplies	-	990.00	990.00	1,188.00	200.00
500-610-5700-520	Filtration Comp., Software	-	-	-	-	300.00
500-610-5780-520	Filtration Cap. Vehicles	-	32,000.00	-	-	-
500-610-5790-520	Filtration Capital- Other	33,788.48	912,000.00	48,731.36	58,477.63	721,763.00
500-610-5800-520	Alliance Contract	367,742.99	355,947.00	285,085.03	342,102.04	153,384.00
500-610-6300-520	Filtration Electricity		290,000.00	235,578.16	282,693.79	330,074.00
500-610-6310-520	Filtration Heating Fuels	5,221.66	6,100.00	6,254.21	7,505.05	5,532.00
500-610-6350-520	Filtration Phones	9,904.50	10,000.00	8,875.58	10,650.70	10,020.00
Total Filtration Expenditures		**$ 500,221.95**	**$ 1,743,745.00**	**$ 654,353.11**	**$ 785,223.73**	**$ 1,367,804.00**
Filtration Other Sources						
0	0				-	-
Total Filtration Other Sources		**$ -**	**$ -**	**$ -**	**$ -**	**$ -**
Filtration Other Uses						
0	0					-
Total Filtration Other Uses		**$ -**	**$ -**	**$ -**	**$ -**	**$ -**
Change in Fund Balance		(443,215.96)	(1,015,789.75)	(626,397.86)	(751,677.43)	(1,174,792.00)

Filtration

Filtration Revenues		Department Request	
		Amount	Justification & Supporting Information
500-610-4200-520	Grant Revenue	193,012.00	MDC Grant Revenue NRDA funds, $336,000 recv'd 2021
500-610-4760-520	Filtration Insurance Claims		
500-610-4800-520	Filtration Miscellaneous		
		193,012.00	

Filtration Expenditures		Amount	Justification & Supporting Information
500-610-5260-520	Water Plant Prof. Services	34,780.00	Engineering for raw water intake dredging, Pest control $780, Copier maintenance agreement $100, On call engineering $5000
500-610-5300-520	Water Plant Insurance & Bonds	72,751.00	Property Ins incl 6%
500-610-5320-520	Water Plant Facility Maint.	15,000.00	
500-610-5330-520	Water Plant Equipment Maint.	23,000.00	Hach certification/maintenance of equipment $11,500, Filter turbidmeters $11,500
500-610-5530-520	Water Plant Fuels/Lubricants	1,000.00	
500-610-5590-520	Water Plant General Supplies	200.00	Alliance
500-610-5700-520	Filtration Comp., Software	300.00	
500-610-5780-520	Filtration Cap. Vehicles		
500-610-5790-520	Filtration Capital- Other	721,763.00	Lime Kiln Dam Dredging $107,300, Lime Kiln Dam Project $509,463, Streaming Current Monitor $50,000, Raw water flow meter $15,000, Replace/Repair Filter valves $40,000
500-610-5800-520	Alliance Contract	153,384.00	updated to include 8.6% CPI
500-610-6300-520	Filtration Electricity	330,074.00	7.38% over actual FY21 -due to increase from recent rate case
500-610-6310-520	Filtration Heating Fuels	5,532.00	Spire requested 5.94%-case ongoing
500-610-6350-520	Filtration Phones	10,020.00	
		1,367,804.00	

Filtration Other Sources	Amount	Justification & Supporting Information

Filtration Other Uses	Amount	Justification & Supporting Information

Wastewater

David Kennedy
City Manager
d.kennedy@neoshomo.org

Revenue Category	FY2021 Actual	FY2022 Adopted Budget	FY2022 Current YTD Actuals	FY2023 Proposed Budget
Taxes	-	-	-	-
Intergovernmental	-	-	-	5,000,000.00
Licenses & Permits	-	-	-	-
Charges for Services	2,214,749.74	2,214,000.00	1,817,484.77	2,204,000.00
Fines & Forefeitures	-	-	-	-
Miscellaneous	-	15,900.00	15,900.00	-
Other Sources	191,021.00	241,021.00	200,850.00	241,021.00
Total	**2,405,770.74**	**2,470,921.00**	**2,034,234.77**	**7,445,021.00**
	$ 100,000.00	$ 150,000.00	$ 125,000.00	$ 150,000.00

Expense Category	FY2021 Actual	FY2022 Adopted Budget	FY2022 Current YTD Actuals	FY2023 Proposed Budget
Salaries, Benefits, & Support	-	-	-	-
Supplies & Materials	156.65	500.00	241.74	500.00
Maintenance & Repair	31,488.09	58,000.00	28,237.77	113,000.00
Contractual Services	753,583.56	767,042.00	583,695.37	1,089,271.00
Utilities	242,733.66	256,240.00	206,140.13	263,070.00
Other Expenses	9,803.18	642,051.35	21,080.41	624,896.00
Capital	-	1,238,740.97	382,135.99	6,598,114.00
Other Uses	191,021.00	241,021.00	200,850.00	241,021.00
Debt Service	-	-	-	-
Total	**1,228,786.14**	**3,203,595.32**	**1,422,381.41**	**8,929,872.00**
	$ -	$ -	$ 0.00	$ -

Highlights - Variances of 10% (FY2022 Projected/FY2023)

Increases:

Insurance and Bonds- Increase of property values 5.84% with additional Increase in property insurance 5.4% with additional 6% increase for FY23 Budget.

Equipment Maintenance-UV system $30,000 and weir replacement $40,000

Fuel and Lubricants - Increase for fuel cost

Capital - DNR ARPA Grant Application with cost share $6,329,114

Alliance Contract - FY23 allocation based on dollars budgeted with CPI increase of 8.6%

Decreases:

Revenue - Pretreatment surcharge reduction based on current industrial customers

Staffing Levels	FY2021 Actual	FY2022 Adopted Budget	FY2022 Current Budget	FY2023 Proposed Budget
No City FTEs				
DEPARTMENT TOTAL	**0**	**0**	**0**	**0**

Wastewater

Account	Account Name	FY2021 Actual	FY2022 Budget	As of 7/31/2022 Actual	Estimated FY2022 Actual	Proposed FY2023 Budget
Wastewater Revenues						
500-610-3520-610	Pretreatment/Surcharge WW	82,497.75	80,000.00	64,899.67	77,879.60	70,000.00
500-610-3590-610	Billings to Customers WW	2,130,726.99	2,132,000.00	1,750,140.10	2,100,168.12	2,131,000.00
500-610-3610-610	Sewer Saddle Charges	1,525.00	2,000.00	2,445.00	2,934.00	3,000.00
500-610-4200-610	DNR Grant	-	-	-	-	5,000,000.00
500-610-4760-610	Insurance Claims	-	-	-	-	-
500-610-4800-610	Wastewater Misc. Revenue	-	-	-	-	-
500-610-4820-610	Wastewater Sale of Property	-	15,900.00	15,900.00	19,080.00	-
Total Wastewater Revenues		**$ 2,214,749.74**	**$ 2,229,900.00**	**$ 1,833,384.77**	**$ 2,200,061.72**	**$ 7,204,000.00**
Wastewater Expenditures						
500-610-5010-610	Wastewater Salaries	-	-	-	-	-
500-610-5020-610	Wastewater Overtime	-	-	-	-	-
500-610-5070-610	Availability Allowance	-	-	-	-	-
500-610-5170-610	Wastewater Social Security	-	-	-	-	-
500-610-5180-610	Wastewater Retirement	-	-	-	-	-
500-610-5185-610	Pension Expense	-	-	-	-	-
500-610-5190-610	Wastewater Health Insurance	-	-	-	-	-
500-610-5210-610	Wastewater Workers Comp.	-	-	-	-	-
500-610-5250-610	Wastewater Rent Expense	9,700.00	9,700.00	7,275.33	8,730.40	9,700.00
500-610-5260-610	Wastewater Prof. Services	28,435.56	71,600.00	21,700.53	26,040.64	71,600.00
500-610-5300-610	Wastewater Insurance & Bonds	11,293.99	12,000.00	8,594.51	10,313.41	43,318.00
500-610-5320-610	Wastewater Facility Maint.	5,076.51	20,000.00	8,044.42	9,653.30	20,000.00
500-610-5330-610	Wastewater Equipment Maint.	24,642.84	35,000.00	19,432.04	23,318.45	90,000.00
500-610-5530-610	Wastewater Fuels/Lubricants	103.18	32,000.00	13,453.73	16,144.48	15,000.00
500-610-5590-610	Wastewater General Supplies	156.65	500.00	241.74	290.09	500.00
500-610-5620-610	Wastewater Line Repair	1,768.74	3,000.00	761.31	913.57	3,000.00
500-610-5700-610	Wastewater Comp., Software	-	351.35	351.35	421.62	196.00
500-610-5780-610	WW Vehicle	-	-	-	-	45,000.00
500-610-5790-610	WW Capital Equipment	-	158,700.00	14,067.53	158,700.00	174,000.00
500-610-5800-610	Alliance Contract	713,854.01	683,442.00	553,400.33	664,080.40	974,353.00
500-610-5990-610	Depreciation	-	600,000.00	-	600,000.00	600,000.00
500-610-6300-610	Wastewater Electricity	229,809.77	240,000.00	194,569.33	233,483.20	246,770.00
500-610-6310-610	Wastewater Heating Fuels	3,747.84	7,000.00	3,900.63	4,680.76	7,000.00
500-610-6350-610	Wastewater Phones	9,176.05	9,240.00	7,670.17	9,204.20	9,300.00
500-610-6390-610	Wastewater Minor Equipment	-	-	-	-	-
500-610-5810-619	WW Line Capital Improvemt	-	1,080,040.97	368,068.46	1,080,040.97	6,379,114.00
Total Wastewater Expenditures		**$ 1,037,765.14**	**$ 2,962,574.32**	**$ 1,221,531.41**	**$ 2,846,015.47**	**$ 8,688,851.00**
Wastewater Other Sources						
500-000-3361-000	Transfer fm WW -Rplcmt Rsrv	91,021.00	91,021.00	75,850.00	91,021.00	91,021.00
500-000-3363-000	Slip Lining Reserve	100,000.00	150,000.00	125,000.00	150,000.00	150,000.00
NEW	Transfer fm ARPA				-	841,420.00
500-000-3361-000	Transfer fm WW -Rplcmt Rsrv					487,695.00
Total Wastewater Other Sources		**$ 191,021.00**	**$ 241,021.00**	**$ 200,850.00**	**$ 241,021.00**	**$ 1,570,136.00**
Wastewater Other Uses						
500-000-3261-000	Transfer to WW Rplcmt Reserve	91,021.00	91,021.00	75,850.00	91,021.00	91,021.00
500-000-3263-000	Slip Lining Reserve	100,000.00	150,000.00	125,000.00	150,000.00	150,000.00
0	0					-
Total Wastewater Other Uses		**$ 191,021.00**	**$ 241,021.00**	**$ 200,850.00**	**$ 241,021.00**	**$ 241,021.00**
Change in Fund Balance		1,176,984.60	(732,674.32)	611,853.36	(645,953.75)	(155,736.00)

Wastewater

		Department Request	
Wastewater Revenues		Amount	Justification & Supporting Information
500-610-3520-610	Pretreatment/Surcharge WW	70,000.00	
500-610-3590-610	Billings to Customers WW	2,131,000.00	
500-610-3610-610	Sewer Saddle Charges	3,000.00	cost coverage
500-610-4200-610	DNR Grant	5,000,000.00	DNR - ARPA Grant revenue
500-610-4760-610	Insurance Claims		
500-610-4800-610	Wastewater Misc. Revenue		
500-610-4820-610	Wastewater Sale of Property		
			MIRMA grant???????
		7,204,000.00	

Wastewater Expenditures		Amount	Justification & Supporting Information
500-610-5250-610	Wastewater Rent Expense	9,700.00	
500-610-5260-610	Wastewater Prof. Services	71,600.00	Future Growth Engineering for WW Plant Study $60,000, Stronghold $1800, PACE $4500, Inspections $2000, Security $200, Locates $3000, AED Maintenance $100
500-610-5300-610	Wastewater Insurance & Bonds	43,318.00	Property Ins incl 6%
500-610-5320-610	Wastewater Facility Maint.	$20,000	
500-610-5330-610	Wastewater Equipment Maint.	90,000.00	UV system maintenance $30,000 Sludge truck tires $5000 Crowder WWTP flow meter $15000 Shoal Creek WWTP clarifier weir replacement $40,000
500-610-5530-610	Wastewater Fuels/Lubricants	15,000.00	
500-610-5590-610	Wastewater General Supplies	500.00	
500-610-5620-610	Wastewater Line Repair	3,000.00	Sewer Saddles
500-610-5700-610	Wastewater Comp., Software	196.00	Firewall $196
500-610-5780-610	WW Vehicle	45,000.00	1/2 ton Plant Truck
500-610-5790-610	WW Capital Equipment	174,000.00	Influent pump replace/rebuild $45,000 lift station repairs/upgrades $15,000 72" zero-turn mower-WW $19,000 Collection system portable push inspection camera $55,000, shop roof insulation $40,000
500-610-5800-610	Alliance Contract	974,353.00	updated to include 8.6% CPI
500-610-5990-610	Depreciation	600,000.00	
500-610-6300-610	Wastewater Electricity	246,770.00	7.38% over actual FY21 -due to increase from recent rate case
500-610-6310-610	Wastewater Heating Fuels	7,000.00	WW Shop heater propane
500-610-6350-610	Wastewater Phones	9,300.00	
500-610-6390-610	Wastewater Minor Equipment		
500-610-5810-619	WW Line Capital Improvemt	6,379,114.00	WW project DNR ARPA Cost Share $6,329,113.94, 20 manhole rehabilitation $50,000
		8,688,851.00	

Wastewater Other Sources		Amount	Justification & Supporting Information
500-000-3361-000	Transfer fm WW -Rplcmt Rsrv	91,021.00	
500-000-3363-000	Slip Lining Reserve	150,000.00	$300,000 every two years for slip lining-reduced by 108,000 Visu Sewer FY22 Change order
NEW	Transfer fm ARPA	841,420.00	ARPA transfer for cost share DNR grant
500-000-3361-000	Transfer fm WW -Rplcmt Rsrv	487,695.00	City share of DNR grant

Wastewater Other Uses		Amount	Justification & Supporting Information
500-000-3261-000	Transfer to WW Rplcmt Reserve	91,021.00	
500-000-3263-000	Slip Lining Reserve	150,000.00	$300,000 every two years for slip lining-reduced by 108,000 Visu Sewer FY22 Change order

TIF Debt

Account	Account Name	FY2021 Actual	FY2022 Budget	As of 7/31/2022 Actual	Estimated FY2022 Actual	Proposed FY2023 Budget
TIF Debt Revenues						
500-640-3990-641	Transfer for TIF 2012	51,299.27	52,135.00	46,701.31	56,041.57	33,953.00
Total TIF Debt Revenues		**$ 51,299.27**	**$ 52,135.00**	**$ 46,701.31**	**$ 56,041.57**	**$ 33,953.00**
TIF Debt Expenditures						
500-212-5920-212	Interest Expense 2012A	3,350.28	3,810.68	3,810.68	4,572.82	929.00
500-212-5930-212	Admin. Fee 2012 A	1,908.00	2,000.00	2,048.24	2,457.89	2,049.00
		-	-	-		
Total TIF Debt Expenditures		**$ 5,258.28**	**$ 5,810.68**	**$ 5,858.92**	**$ 7,030.70**	**$ 2,978.00**
TIF Debt Other Sources						
Total TIF Debt Other Sources		**$ -**	**$ -**	**$ -**	**$ -**	**$ -**
TIF Debt Other Uses						
500-000-2472-000	Principal Payment 2012 WW Debt	42,891.00	42,891.63	42,891.63	42,891.63	30,975.00
Total TIF Debt Other Uses		**$ 42,891.00**	**$ 42,891.63**	**$ 42,891.63**	**$ 42,891.63**	**$ 30,975.00**
Change in Fund Balance		3,149.99	3,432.69	(2,049.24)	6,119.24	0.00

Water/Wastewater Debt

Account	Account Name	FY2021 Actual	FY2022 Budget	As of 7/31/2022 Actual	Estimated FY2022 Actual	Proposed FY2023 Budget
Water/Wastewater Debt Revenues						
Total Water/Wastewater Debt Revenues		**$ -**	**$ -**	**$ -**	**$ -**	**$ -**
Water/Wastewater Debt Expenditures						
500-640-5920-646	Interest on 2009B	44,248.67	39,957.00	30,506.13	36,607.36	35,587.00
500-640-5930-646	Paying Agent Fee - 2009B	16,101.01	13,231.00	14,686.76	17,624.11	12,148.00
500-640-5920-648	2011 Water Imprm Interest Exp.	93,250.07	90,487.00	65,597.76	78,717.31	79,834.00
500-640-5930-648	2011 Water Impr. Adm Fees	33,673.28	30,000.00	30,985.67	37,182.80	27,030.00
Total Water/Wastewater Debt Expenditures		**$ 187,273.03**	**$ 173,675.00**	**$ 141,776.32**	**$ 170,131.58**	**$ 154,599.00**
Water/Wastewater Debt Other Sources						
Total Water/Wastewater Debt Other Sources		**$ -**	**$ -**	**$ -**	**$ -**	**$ -**
Water/Wastewater Debt Other Uses						
500-000-2468-000	Principal Payment 2009B WW Debt	281,500.00	288,400.00	215,600.00	288,400.00	292,600.00
500-000-2471-000	Principal Payment 2011 WW Debt	456,000.00	466,000.00	232,000.00	466,000.00	478,000.00
Total Water/Wastewater Debt Other Uses		**$ 737,500.00**	**$ 754,400.00**	**$ 447,600.00**	**$ 754,400.00**	**$ 770,600.00**
Change in Fund Balance		(924,773.03)	(928,075.00)	(589,376.32)	(924,531.58)	(925,199.00)

City of Neosho
FY2023
Transfer Schedule

Transfer In	Department	Account	Amount
360-000-3300-000	TIF	Sales Tax to TIF	-
100-000-3305-120	Police Department	Trns from Public Safety Fund	314,170.00
100-000-3305-144	Emergency Management	Trns from Public Safety Fund	18,696.00
130-000-3305-000	Fire Department	Transfer fm Public Safety Fund	332,753.00
100-000-3310-000	General Admin	Transfer fm Hotel/Motel Admin	2,831.00
214-000-3314-000	2014 Series DS	Transfer from Other Funds	0
214-000-3320-000	2014 Series DS	Transferto	0
100-000-3316-000	Airport	Transfer fm Street >Land	5,660.00
212-000-3320-000	2012 Series DS	Transfer fm Other Funds	2,453.00
221-000-3321-000	2021 Series Spc Obl	Transfer in 2021 Series DS	500,501.00
120-000-3324-000	Police Grants	Transfer from Police Dept	4,200.00
130-000-3330-000	Fire Department	Transfer fm General	1,289,791.00
450-000-3340-000	Golf Course	Transfer fm General	290,399.99
450-000-3341-000	Golf Course	Transfer fm Parks -Mtce	61,992.00
450-000-3342-000	Golf Course	Transfer fm EconDev CapImp Dbt	251,950.00
180-000-3343-000	Parks & Recreation	Transfer from Other Funds	470,500.00
100-000-3355-000	Events & Communication	Transfer to Gen Celebrate	15,000.00
100-000-3356-000	Events & Communication	Transfer to Gen Fall Festival	15,000.00
100-000-3357-000	Events & Communication	Transfer to Gen Bluegrass BBQ	-
213-000-3373-000	2013 Series DS	Transfer from Street Bridge	-
216-000-3376-000	2016 Series DS	Transfer in from Other Funds	251,950.00
300-000-3385-112	Capital Improvement/Purchase	Transfer to Capital Improvement/Purchases-General Admin	250,000.00
300-000-3385-111	Capital Improvement/Purchase	Transfer to Capital Improvement/Purchases-City Clerk	15,000.00
300-000-3385-115	Capital Improvement/Purchase	Transfer to Capital Improvement/Purchases-Development Ser	-
300-000-3385-118	Capital Improvement/Purchase	Transfer to Capital Improvement/Purchases-Recycle Center	114,000.00
300-000-3385-120	Capital Improvement/Purchase	Transfer to Capital Improvement/Purchases-Police Departmer	314,052.00
300-000-3385-160	Capital Improvement/Purchase	Transfer to Capital Improvement/Purchases-Airport	400,000.00
300-000-3385-130	Capital Improvement/Purchase	Transfer to Capital Improvement/Purchases-Fire Department	363,767.00
300-000-3385-170	Capital Improvement/Purchase	Transfer to Capital Improvement/Purchases-Drainage	8,981,114.00
300-000-3385-175	Capital Improvement/Purchase	Transfer to Capital Improvement/Purchases-Senior Center	150,000.00
300-000-3385-180	Capital Improvement/Purchase	Transfer to Capital Improvement/Purchases-Parks & Recreati	578,900.00
300-000-3385-195	Capital Improvement/Purchase	Transfer to Capital Improvement/Purchases-Auditorium	331,500.00
300-000-3385-450	Capital Improvement/Purchase	Transfer to Capital Improvement/Purchases-Golf Course	244,400.00
300-000-3385-800	Capital Improvement/Purchase	Transfer to Capital Improvement/Purchases-Street Departmen	257,500.00
300-000-3385-204	Capital Improvement/Purchase	Transfer to Capital Improvement/Purchases-IOOF Cemetery	81,000.00
175-000-NEW-000	Senior Center	Senior Center Capital Reserve	40,000.00
500-000-3364-000	Water/Wastewater	Trns to Main Replacement	250,000.00
500-000-3361-000	Water/Wastewater	Transfer fm WW -Rplcmt Rsrv	91,021.00
500-000-3363-000	Water/Wastewater	Slip Lining Reserve	150,000.00
500-000-3353-000	Water/Wastewater	Transfer fm Water -Rplcmt Rsrv	202,790.00
Total Transfer In			**16,642,891.00**

Transfer Out	Department	Account	Amount
100-000-3200-000	General Admin	Sales Tax to TIF	-
130-000-3200-000	Fire Department	Sales Tax to TIF	-
170-000-3200-000	Drainage Department	Sales Tax to TIF	-
175-000-3200-000	Senior Center	Sales Tax to TIF	-
180-000-3200-000	Parks & Recreation	Sales Tax to TIF	-
195-000-3200-000	Auditorium	Sales Tax to TIF	-
300-000-3200-000	Capital Improvement/Purchase	Sales Tax to TIF	-
800-000-3200-000	Street Department	Sales Tax to TIF	-
100-000-3203-000	General Admin	Transfer to Senior Center	-
100-000-3205-000	Public Safety	Transfer to Public Safety Dept	332,753.00
100-000-3205-120	Public Safety	Trns to Police Department	314,170.00

100-000-3205-144	Public Safety	Trns to Emergency Mgmt	18,696.00
310-000-3210-000	Hotel/Motel	Tran to General Adm 3% Adm Cst	2,831.00
175-000-3214-000	Senior Center	Transfer to 2014 Series COP	-
195-000-3214-000	Auditorium	Transfer to 2014 COP	-
800-000-3216-000	Street Department	Transfer to Airport -Land	5,660.00
800-000-3220-000	Street Department	Transfer to 2012A&B Fund	2,453.00
175-000-3221-000	Senior Center	Transfer to 2021 Series DS	53,680.00
195-000-3221-000	Auditorium	Transfer to 2021 Series DS	213,719.00
900-000-3221-000	Street/Bridge	Transfer to 2021 Series DS	233,102.00
100-000-3224-000	Police Department	Transfer to Police Grants	4,200.00
100-000-3230-000	General Admin	Transfer to Fire fm General	1,289,791.00
100-000-3240-000	General Admin	Transfer to GC fm General	290,400.00
180-000-3241-000	Parks & Recreation	Transfer to GC fm Parks -Mtce	61,992.00
300-000-3242-000	Capital Improvement/Purchase	Transfer to Golf Cap Imp Debt	251,950.00
100-000-3243-000	General Admin	Transfer to Parks Department	470,500.00
310-000-3255-000	Hotel/Motel	Transfer to -Celebrate	15,000.00
310-000-3256-000	Hotel/Motel	Tran to -Fall Festival	15,000.00
310-000-3257-000	Hotel/Motel	Transfer to-Bluegrass	-
170-000-3276-000	Drainage Department	Transfer to 2016 DS	-
450-000-3276-000	Golf Course	Transfer to 2016 DS	251,950.00
800-000-3276-000	Street Department	Transfer to 2016 DS	-
100-000-3285-112	General Admin	Transfer to Capital Improvement/Purchases	250,000.00
100-000-3285-111	City Clerk	Transfer to Capital Improvement/Purchases	15,000.00
100-000-3285-115	Development Services	Transfer to Capital Improvement/Purchases	-
100-000-3285-118	Recycle Center	Transfer to Capital Improvement/Purchases	114,000.00
100-000-3285-120	Police Department	Transfer to Capital Improvement/Purchases	314,052.00
100-000-3285-160	Airport	Transfer to Capital Improvement/Purchases	400,000.00
100-000-3285-204	IOOF Cemetery	Transfer to Capital Improvement/Purchases	81,000.00
130-000-3285-000	Fire Department	Transfer to Capital Improvement/Purchases	363,767.00
170-000-3285-000	Drainage Department	Transfer to Capital Improvement/Purchases	8,981,114.00
175-000-3285-000	Senior Center	Transfer to Capital Improvement/Purchases	150,000.00
180-000-3285-000	Parks & Recreation	Transfer to Capital Improvement/Purchases	578,900.00
195-000-3285-000	Auditorium	Transfer to Capital Improvement/Purchases	331,500.00
450-000-3285-000	Golf Course	Transfer to Capital Improvement/Purchases	244,400.00
800-000-3285-000	Street Department	Trns to Capital Improvement	257,500.00
180-000-3290-000	Parks & Recreation	Transfer to Parks Recreation	-
175-000-NEW-000	Senior Center	Transfer to Capital Reserve	40,000.00
500-000-3264-000	Water/Wastewater	Trns to Main Replacement	250,000.00
500-000-3261-000	Water/Wastewater	Transfer fm WW -Rplcmt Rsrv	91,021.00
500-000-3263-000	Water/Wastewater	Slip Lining Reserve	150,000.00
500-000-3253-000	Water/Wastewater	Transfer fm Water -Rplcmt Rsrv	202,790.00
Total Transfer Out			**16,642,891.00**
			0.00

City of Neosho
October 1, 2022 and September 30, 2023
Debt Balances by Fund Summary

		Principal Balance			
		"October 1"	"September 30"	Net Change	Final Payment
Street Sales Tax Fund					
2012A/B COPS (2003 Refinanced)		$ 1,406.25	$ -	$ (1,406.25)	5/1/2023
2016A/B COPS (2006 Refinanced)			$ -	$ -	5/1/2020
	800	$ 1,406.25	$ -	$ (1,406.25)	
Street/Bridge Sales Tax Fund					
2021 Special Obligation Bonds		$ 1,107,556.95	$ 897,606.95	$ (209,950.00)	5/1/2027
2013 SplObl		$ -	$ -	$ -	Refinanced 2021 Series
	900	$ 1,107,556.95	$ 897,606.95	$ (209,950.00)	
Golf Course Fund					
2016A/B COPS (2006 Refinanced)		$ 2,035,000.00	$ 1,845,000.00	$ (190,000.00)	5/1/2031
	450	$ 2,035,000.00	$ 1,845,000.00	$ (190,000.00)	
Water - Wastewater					
2009 SRF - ARRA (Wastewater)		$ 2,429,500.00	$ 2,136,900.00	$ (292,600.00)	7/1/2030
2011 SRF - Drinking Water (Water)		$ 5,406,000.00	$ 4,928,000.00	$ (478,000.00)	1/1/2033
	500	$ 7,835,500.00	$ 7,064,900.00	$ (770,600.00)	
TIF Debt					
2012A COPS (2003 Refinanced)		$ 28,593.75	$ -	$ (28,593.75)	5/1/2023
	360	$ 28,593.75	$ -	$ (28,593.75)	
Auditorium Sales Tax Fund					
2014 A COPs		$ -	$ -	$ -	Refinanced 2021 Series
2021 Special Obligation Bonds		$ 833,954.44	$ 637,914.44	$ (196,040.00)	5/1/2027
	195	$ 833,954.44	$ 637,914.44	$ (196,040.00)	
Senior Center					
2021 Special Obligation Bonds		$ 208,488.61	$ 159,478.61	$ (49,010.00)	5/1/2027
2014 A COPs		$ -	$ -	$ -	Refinanced 2021 Series
	175	$ 208,488.61	$ 159,478.61	$ (49,010.00)	
Grand Total of City Debt		**$ 12,050,500.00**	**$ 10,604,900.00**	**$ (1,445,600.00)**	

Increases in Total Debt $ -
Decreases in Total Debt $ 1,445,600.00

Issuance	Fund	FY2023 Principal Payments	9/30/2023 Ending Balance	Final Payment
2009	Wastewater	292,600.00	2,136,900.00	7/1/2030
2011	Water	478,000.00	4,928,000.00	1/1/2033
2012	TIF/Street	30,000.00	-	5/1/2023
2021	Street/Bridge	209,950.00	897,606.95	5/1/2027
2021	Senior Center	49,010.00	159,478.61	5/1/2027
2021	Auditorium	196,040.00	637,914.44	5/1/2027
2016	Golf Course	190,000.00	1,845,000.00	5/1/2031
	Total	1,445,600.00	10,604,900.00	

CITY 5-YEAR DEBT SCHEDULE SUMMARY

Fund	FY23 P&I	Balance 9/30/2023	FY24 P&I	Balance 9/30/2024	FY25 P&I	Balance 9/30/2025	FY26 P&I	Balance 9/30/2026	FY27 P&I	Balance 9/30/2027	
Auditorium Sales Tax											
2014 A COPs											**Refinanced 2021**
2021 Series Special Obligation Bonds	$ 212,719.08	$ 665,866.88	$ 216,798.28	$ 449,068.60	$ 212,717.48	$ 236,351.12	$ 224,636.68	$ 11,714.44	$ 11,714.44	$ (0.00)	**Pay Off in 2027**
Golf Fund											
2016 COPs (2006 Refinanced)	$ 247,200.00	$ 2,114,337.50	$ 241,500.00	$ 1,872,837.50	$ 236,987.50	$ 1,635,850.00	$ 227,475.00	$ 1,408,375.00	$ 237,387.50	$ 1,170,987.50	**Pay Off in 2031**
Senior Center											
2014 A COPs											**Refinanced 2021**
2021 Series Special Obligation Bonds	$ 53,179.78	$ 166,466.75	$ 54,199.58	$ 112,267.17	$ 53,179.38	$ 59,087.79	$ 56,159.18	$ 2,928.61	$ 2,928.61	$ 0.00	**Pay Off in 2027**
Street Sales Tax Fund											
2016 COPs (2006 Refinanced)											**Pay Off 2020**
2012A/B COPs (2003 Refinanced)	$ 1,451.95	$ -	**Pay Off 2023**								**Pay Off 2023**
Street/Bridge Sales Tax Fund											
2013 Spc Obl Bond (2007B Refinanced)	$ -	$ -	$ -	$ -	$ -	$ -	$ -	$ -	$ -	$ -	**Refinanced 2021**
2021 Series Special Obligation Bonds	$ 232,101.14	$ 940,767.37	$ 232,902.14	$ 707,865.23	$ 238,603.14	$ 469,262.09	$ 239,104.14	$ 230,157.95	$ 230,157.95	$ -	**Pay Off in 2027**
Total Government Funds Debt	**$ 746,651.95**	**$ 3,887,438.50**	**$ 745,400.00**	**$ 3,142,038.50**	**$ 741,487.50**	**$ 2,400,551.00**	**$ 747,375.00**	**$ 1,653,176.00**	**$ 482,188.50**	**$ 1,170,987.50**	
Water - Wastewater											
2009 SRF - ARRA (Wastewater)	$ 329,580.90	$ 2,254,844.44	$ 330,869.98	$ 1,923,974.46	$ 332,171.86	$ 1,591,802.60	$ 333,534.64	$ 1,258,267.96	$ 334,856.84	$ 923,411.12	**Pay Off 2030**
2011 SRF - Drinking Water (Water)	$ 558,916.18	$ 5,160,404.37	$ 561,698.38	$ 4,598,705.99	$ 563,333.35	$ 4,035,372.64	$ 565,828.65	$ 3,469,543.99	$ 568,172.95	$ 2,901,371.04	**Pay Off 2033**
2012A COPs TIF(2003 Refinanced)	$ 29,523.05	$ -	$ -	$ -	$ -	$ -	$ -	$ -	$ -	$ -	**Pay Off 2023**
Total Water-Wastewater Fund Debt	**$ 918,020.12**	**$ 7,415,248.81**	**$ 892,568.36**	**$ 6,522,680.45**	**$ 895,505.21**	**$ 5,627,175.24**	**$ 899,363.29**	**$ 4,727,811.95**	**$ 903,029.79**	**$ 3,824,782.16**	
Totals All City Debt	**$ 1,664,672.08**	**$ 11,302,687.31**	**$ 1,637,968.36**	**$ 9,664,718.95**	**$ 1,636,992.71**	**$ 8,027,726.24**	**$ 1,646,738.29**	**$ 6,380,987.95**	**$ 1,385,218.29**	**$ 4,995,769.66**	

City of Neosho Close Date 11/10/2009
2009 ARRA

	2009 ARRA -- Wastewater Improvement (DNR SRF)					
Date	Principal Payment	Interest Rate	Interest Amount	Admin Fee	Total Payment	Principal Balance
11/10/2009						$ 5,488,800.00
7/1/2010	$ -	1.510%	$ 53,181.90	$ -	$ 53,181.90	$ 5,488,800.00
1/1/2011	$ -	1.510%	$ 41,440.44	$ -	$ 41,440.44	$ 5,488,800.00
7/1/2011	$ 115,500.00	1.510%	$ 41,440.44	$ 13,722.00	$ 170,662.44	$ 5,373,300.00
1/1/2012	$ 117,200.00	1.510%	$ 40,568.42	$ 13,433.25	$ 171,201.67	$ 5,256,100.00
7/1/2012	$ 118,700.00	1.510%	$ 39,683.56	$ 13,140.25	$ 171,523.81	$ 5,137,400.00
1/1/2013	$ 120,000.00	1.510%	$ 38,787.37	$ 12,843.50	$ 171,630.87	$ 5,017,400.00
7/1/2013	$ 121,200.00	1.510%	$ 37,881.37	$ 12,543.50	$ 171,624.87	$ 4,896,200.00
1/1/2014	$ 122,400.00	1.510%	$ 36,966.31	$ 12,240.50	$ 171,606.81	$ 4,773,800.00
7/1/2014	$ 123,500.00	1.510%	$ 36,042.19	$ 11,934.50	$ 171,476.69	$ 4,650,300.00
1/1/2015	$ 124,700.00	1.510%	$ 35,109.77	$ 11,625.75	$ 171,435.52	$ 4,525,600.00
7/1/2015	$ 125,900.00	1.510%	$ 34,168.28	$ 11,314.00	$ 171,382.28	$ 4,399,700.00
1/1/2016	$ 127,200.00	1.510%	$ 33,217.74	$ 10,999.25	$ 171,416.99	$ 4,272,500.00
7/1/2016	$ 128,400.00	1.510%	$ 32,257.38	$ 10,681.25	$ 171,338.63	$ 4,144,100.00
1/1/2017	$ 129,700.00	1.510%	$ 31,287.96	$ 10,360.25	$ 171,348.21	$ 4,014,400.00
7/1/2017	$ 130,900.00	1.510%	$ 30,308.72	$ 10,036.00	$ 171,244.72	$ 3,883,500.00
1/1/2018	$ 132,200.00	1.510%	$ 29,320.43	$ 9,708.75	$ 171,229.18	$ 3,751,300.00
7/1/2018	$ 133,500.00	1.510%	$ 28,322.32	$ 9,378.25	$ 171,200.57	$ 3,617,800.00
1/1/2019	$ 134,800.00	1.510%	$ 27,314.39	$ 9,044.50	$ 171,158.89	$ 3,483,000.00
7/1/2019	$ 136,100.00	1.510%	$ 26,296.65	$ 8,707.50	$ 171,104.15	$ 3,346,900.00
1/1/2020	$ 137,400.00	1.510%	$ 25,269.10	$ 8,367.25	$ 171,036.35	$ 3,209,500.00
7/1/2020	$ 138,700.00	1.510%	$ 24,231.73	$ 8,023.75	$ 170,955.48	$ 3,070,800.00
1/1/2021	$ 140,100.00	1.510%	$ 23,184.54	$ 7,677.00	$ 170,961.54	$ 2,930,700.00
7/1/2021	$ 141,400.00	1.510%	$ 22,126.79	$ 7,326.75	$ 170,853.54	$ 2,789,300.00
1/1/2022	$ 142,800.00	1.510%	$ 21,059.22	$ 6,973.25	$ 170,832.47	$ 2,646,500.00
7/1/2022	$ 144,200.00	1.510%	$ 19,981.08	$ 6,616.25	$ 170,797.33	$ 2,502,300.00
1/1/2023	$ 145,600.00	1.510%	$ 18,892.37	$ 6,255.75	$ 170,748.12	$ 2,356,700.00
7/1/2023	$ 147,000.00	1.510%	$ 17,793.09	$ 5,891.75	$ 170,684.84	$ 2,209,700.00
1/1/2024	$ 148,400.00	1.510%	$ 16,683.24	$ 5,524.25	$ 170,607.49	$ 2,061,300.00
7/1/2024	$ 149,900.00	1.510%	$ 15,562.82	$ 5,153.25	$ 170,616.07	$ 1,911,400.00
1/1/2025	$ 151,300.00	1.510%	$ 14,431.07	$ 4,778.50	$ 170,509.57	$ 1,760,100.00
7/1/2025	$ 152,800.00	1.510%	$ 13,288.76	$ 4,400.25	$ 170,489.01	$ 1,607,300.00
1/1/2026	$ 154,300.00	1.510%	$ 12,135.12	$ 4,018.25	$ 170,453.37	$ 1,453,000.00
7/1/2026	$ 155,800.00	1.510%	$ 10,970.15	$ 3,632.50	$ 170,402.65	$ 1,297,200.00
1/1/2027	$ 157,300.00	1.510%	$ 9,793.86	$ 3,243.00	$ 170,336.86	$ 1,139,900.00
7/1/2027	$ 158,800.00	1.510%	$ 8,606.25	$ 2,849.75	$ 170,256.00	$ 981,100.00
1/1/2028	$ 160,400.00	1.510%	$ 7,407.31	$ 2,452.75	$ 170,260.06	$ 820,700.00
7/1/2028	$ 161,900.00	1.510%	$ 6,196.29	$ 2,051.75	$ 170,148.04	$ 658,800.00
1/1/2029	$ 163,500.00	1.510%	$ 4,973.94	$ 1,647.00	$ 170,120.94	$ 495,300.00
7/1/2029	$ 165,100.00	1.510%	$ 3,739.52	$ 1,238.25	$ 170,077.77	$ 330,200.00
1/1/2030	$ 166,700.00	1.510%	$ 2,493.01	$ 825.50	$ 170,018.51	$ 163,500.00
7/1/2030	$ 163,500.00	1.510%	$ 1,234.43	$ 408.75	$ 165,143.18	$ -

Totals	$ 5,488,800.00		$ 973,649.33	$ 291,068.50	$ 6,753,517.83

City of Neosho Close Date 12/19/2011
2011 Drinking Water

	2011 Drinking Water Improvement (DNR SRF)					
Date	Principal Payment	Interest Rate	Interest Amount	Admin Fee	Total Payment	Principal Balance
12/19/2011						$ 9,425,000.00
7/1/2012	$ -	1.510%	$ 75,507.34	$ -	$ 75,507.34	$ 9,425,000.00
1/1/2013	$ -	1.510%	$ 71,158.75	$ -	$ 71,158.75	$ 9,425,000.00
7/1/2013	$ -	1.510%	$ 71,158.75	$ -	$ 71,158.75	$ 9,425,000.00
1/1/2014	$ 199,000.00	1.510%	$ 71,158.75	$ 23,562.50	$ 293,721.25	$ 9,226,000.00
7/1/2014	$ 201,000.00	1.510%	$ 69,656.30	$ 23,065.00	$ 293,721.30	$ 9,025,000.00
1/1/2015	$ 203,000.00	1.510%	$ 68,138.75	$ 22,562.50	$ 293,701.25	$ 8,822,000.00
7/1/2015	$ 205,000.00	1.510%	$ 66,606.10	$ 22,055.00	$ 293,661.10	$ 8,617,000.00
1/1/2016	$ 207,000.00	1.510%	$ 65,058.35	$ 21,542.50	$ 293,600.85	$ 8,410,000.00
7/1/2016	$ 209,000.00	1.510%	$ 63,495.50	$ 21,025.00	$ 293,520.50	$ 8,201,000.00
1/1/2017	$ 211,000.00	1.510%	$ 61,917.55	$ 20,502.50	$ 293,420.05	$ 7,990,000.00
7/1/2017	$ 213,000.00	1.510%	$ 60,324.50	$ 19,975.00	$ 293,299.50	$ 7,777,000.00
1/1/2018	$ 215,000.00	1.510%	$ 58,716.35	$ 19,442.50	$ 293,158.85	$ 7,562,000.00
7/1/2018	$ 217,000.00	1.510%	$ 57,093.10	$ 18,905.00	$ 292,998.10	$ 7,345,000.00
1/1/2019	$ 220,000.00	1.510%	$ 55,454.75	$ 18,362.50	$ 293,817.25	$ 7,125,000.00
7/1/2019	$ 222,000.00	1.510%	$ 53,793.75	$ 17,812.50	$ 293,606.25	$ 6,903,000.00
1/1/2020	$ 224,000.00	1.510%	$ 52,117.65	$ 17,257.50	$ 293,375.15	$ 6,679,000.00
7/1/2020	$ 226,000.00	1.510%	$ 50,426.45	$ 16,697.50	$ 293,123.95	$ 6,453,000.00
1/1/2021	$ 229,000.00	1.510%	$ 48,720.15	$ 16,132.50	$ 293,852.65	$ 6,224,000.00
7/1/2021	$ 231,000.00	1.510%	$ 46,991.20	$ 15,560.00	$ 293,551.20	$ 5,993,000.00
1/1/2022	$ 233,000.00	1.510%	$ 45,247.15	$ 14,982.50	$ 293,229.65	$ 5,760,000.00
7/1/2022	$ 235,000.00	1.510%	$ 43,488.00	$ 14,400.00	$ 292,888.00	$ 5,525,000.00
1/1/2023	$ 238,000.00	1.510%	$ 41,713.75	$ 13,812.50	$ 293,526.25	$ 5,287,000.00
7/1/2023	$ 240,000.00	1.510%	$ 39,916.85	$ 13,217.50	$ 293,134.35	$ 5,047,000.00
1/1/2024	$ 243,000.00	1.510%	$ 38,104.85	$ 12,617.50	$ 293,722.35	$ 4,804,000.00
7/1/2024	$ 245,000.00	1.510%	$ 36,270.20	$ 12,010.00	$ 293,280.20	$ 4,559,000.00
1/1/2025	$ 247,000.00	1.510%	$ 34,420.45	$ 11,397.50	$ 292,817.95	$ 4,312,000.00
7/1/2025	$ 250,000.00	1.510%	$ 32,555.60	$ 10,780.00	$ 293,335.60	$ 4,062,000.00
1/1/2026	$ 252,000.00	1.510%	$ 30,668.10	$ 10,155.00	$ 292,823.10	$ 3,810,000.00
7/1/2026	$ 255,000.00	1.510%	$ 28,765.50	$ 9,525.00	$ 293,290.50	$ 3,555,000.00
1/1/2027	$ 257,000.00	1.510%	$ 26,840.25	$ 8,887.50	$ 292,727.75	$ 3,298,000.00
7/1/2027	$ 260,000.00	1.510%	$ 24,899.90	$ 8,245.00	$ 293,144.90	$ 3,038,000.00
1/1/2028	$ 263,000.00	1.510%	$ 22,936.90	$ 7,595.00	$ 293,531.90	$ 2,775,000.00
7/1/2028	$ 265,000.00	1.510%	$ 20,951.25	$ 6,937.50	$ 292,888.75	$ 2,510,000.00
1/1/2029	$ 268,000.00	1.510%	$ 18,950.50	$ 6,275.00	$ 293,225.50	$ 2,242,000.00
7/1/2029	$ 271,000.00	1.510%	$ 16,927.10	$ 5,605.00	$ 293,532.10	$ 1,971,000.00
1/1/2030	$ 273,000.00	1.510%	$ 14,881.05	$ 4,927.50	$ 292,808.55	$ 1,698,000.00
7/1/2030	$ 276,000.00	1.510%	$ 12,819.90	$ 4,245.00	$ 293,064.90	$ 1,422,000.00
1/1/2031	$ 279,000.00	1.510%	$ 10,736.10	$ 3,555.00	$ 293,291.10	$ 1,143,000.00
7/1/2031	$ 282,000.00	1.510%	$ 8,629.65	$ 2,857.50	$ 293,487.15	$ 861,000.00
1/1/2032	$ 284,000.00	1.510%	$ 6,500.55	$ 2,152.50	$ 292,653.05	$ 577,000.00
7/1/2032	$ 287,000.00		$ 4,356.35	$ 1,442.50	$ 292,798.85	$ 290,000.00
1/1/2033	$ 290,000.00	1.510%	$ 2,189.50	$ 725.00	$ 292,914.50	$ -

Totals	$ 9,425,000.00		$ 1,730,263.49	$ 500,807.50	$ 11,656,070.99

City of Neosho Close Date 6/14/2012
2012A and 2012B COP Payment Schedule by Fund

	Series 2012A				
Date	Principal Payment	Interest Rate	Interest Amount	Total Payment	Principal Balance
					$ 320,000.00
5/1/2013			$ 8,156.92	$ 8,156.92	$ 320,000.00
5/1/2014			$ 9,275.00	$ 9,275.00	$ 320,000.00
5/1/2015			$ 9,275.00	$ 9,275.00	$ 320,000.00
5/1/2016	$ 10,000.00	2.125%	$ 9,275.00	$ 19,275.00	$ 310,000.00
5/1/2017	$ 45,000.00	2.125%	$ 9,062.50	$ 54,062.50	$ 265,000.00
5/1/2018	$ 45,000.00	2.125%	$ 8,106.25	$ 53,106.25	$ 220,000.00
5/1/2019	$ 45,000.00	3.250%	$ 7,150.00	$ 52,150.00	$ 175,000.00
5/1/2020	$ 45,000.00	3.250%	$ 5,687.50	$ 50,687.50	$ 130,000.00
5/1/2021	$ 50,000.00	3.250%	$ 4,225.00	$ 54,225.00	$ 80,000.00
5/1/2022	**$ 50,000.00**	**3.250%**	**$ 2,600.00**	**$ 52,600.00**	**$ 30,000.00**
5/1/2023	$ 30,000.00	3.250%	$ 975.00	$ 30,975.00	$ -
Totals	$ 320,000.00		$ 73,788.17	$ 393,788.17	

	Series 2012B				
Principal Payment	Interest Rate	Interest Amount	Total Payment	Principal Balance
				$ 410,000.00
$ 110,000.00	2.000%	$ 7,211.51	$ 117,211.51	$ 300,000.00
$ 115,000.00	2.000%	$ 6,000.00	$ 121,000.00	$ 185,000.00
$ 110,000.00	2.000%	$ 3,700.00	$ 113,700.00	$ 75,000.00
$ 75,000.00	2.000%	$ 1,500.00	$ 76,500.00	$ -
			$ -	$ -
			$ -	$ -
			$ -	$ -
			$ -	$ -
			$ -	$ -
			$ -	**$ -**
			$ -	$ -
$ 410,000.00		$ 18,411.51	$ 428,411.51	

	Combined 2012A and 2012B			
Principal Payment	Interest Rate	Interest Amount	Total Payment	Principal Balance
				$ 730,000.00
$ 110,000.00	2.000%	$ 15,368.42	$ 125,368.42	$ 620,000.00
$ 115,000.00	2.000%	$ 15,275.00	$ 130,275.00	$ 505,000.00
$ 110,000.00	2.000%	$ 12,975.00	$ 122,975.00	$ 395,000.00
$ 85,000.00	2.125%/2%	$ 10,775.00	$ 95,775.00	$ 310,000.00
$ 45,000.00	2.125%	$ 9,062.50	$ 54,062.50	$ 265,000.00
$ 45,000.00	2.125%	$ 8,106.25	$ 53,106.25	$ 220,000.00
$ 45,000.00	3.250%	$ 7,150.00	$ 52,150.00	$ 175,000.00
$ 45,000.00	3.250%	$ 5,687.50	$ 50,687.50	$ 130,000.00
$ 50,000.00	3.250%	$ 4,225.00	$ 54,225.00	$ 80,000.00
$ 50,000.00	**3.250%**	**$ 2,600.00**	**$ 52,600.00**	**$ 30,000.00**
$ 30,000.00	3.250%	$ 975.00	$ 30,975.00	$ -
$ 730,000.00		$ 92,199.67	$ 822,199.67	

	Water-Wastewater Fund ($305,000 of 2012A)				
Date	Principal Payment	Interest Rate	Interest Amount	Total Payment	Principal Balance
					$ 305,000.00
5/1/2013			$ 7,774.56	$ 7,774.56	$ 305,000.00
5/1/2014			$ 8,840.23	$ 8,840.23	$ 305,000.00
5/1/2015			$ 8,840.23	$ 8,840.23	$ 305,000.00
5/1/2016	$ 9,531.25	2.125%	$ 8,840.23	$ 18,371.48	$ 295,468.75
5/1/2017	$ 42,890.63	2.125%	$ 8,637.70	$ 51,528.32	$ 252,578.13
5/1/2018	$ 42,890.63	2.125%	$ 7,726.27	$ 50,616.89	$ 209,687.50
5/1/2019	$ 42,890.63	3.250%	$ 6,814.84	$ 49,705.47	$ 166,796.88
5/1/2020	$ 42,890.63	3.250%	$ 5,420.90	$ 48,311.52	$ 123,906.25
5/1/2021	$ 47,656.25	3.250%	$ 4,026.95	$ 51,683.20	$ 76,250.00
5/1/2022	**$ 47,656.25**	**3.250%**	**$ 2,478.13**	**$ 50,134.38**	**$ 28,593.75**
5/1/2023	$ 28,593.75	3.250%	$ 929.30	$ 29,523.05	$ -
Totals	$ 305,000.00			$ 375,329.35	

	Economic Development Fund ($205,000 of 2012B)				
Principal Payment	Interest Rate	Interest Amount	Total Payment	Principal Balance
				$ 205,000.00
$ 55,000.00	2.000%	$ 3,605.75	$ 58,605.75	$ 150,000.00
$ 57,500.00	2.000%	$ 3,000.00	$ 60,500.00	$ 92,500.00
$ 55,000.00	2.000%	$ 1,850.00	$ 56,850.00	$ 37,500.00
$ 37,500.00	2.000%	$ 750.00	$ 38,250.00	$ -
			$ -	$ -
			$ -	$ -
			$ -	$ -
			$ -	$ -
			$ -	$ -
			$ -	**$ -**
			$ -	$ -
$ 205,000.00		$ 9,205.75	$ 214,205.75	

	Street Fund ($15,000 of 2012A; $205 of 2012B)			
Principal Payment	Interest Rate	Interest Amount	Total Payment	Principal Balance
				$ 220,000.00
$ 55,000.00	2.000%	$ 3,988.11	$ 58,988.11	$ 165,000.00
$ 57,500.00	2.000%	$ 3,434.77	$ 60,934.77	$ 107,500.00
$ 55,000.00	2.000%	$ 2,284.77	$ 57,284.77	$ 52,500.00
$ 37,968.75	2.125%/2%	$ 1,184.77	$ 39,153.52	$ 14,531.25
$ 2,109.38	2.125%	$ 424.80	$ 2,534.18	$ 12,421.88
$ 2,109.38	2.125%	$ 379.98	$ 2,489.36	$ 10,312.50
$ 2,109.38	3.250%	$ 335.16	$ 2,444.53	$ 8,203.13
$ 2,109.38	3.250%	$ 266.60	$ 2,375.98	$ 6,093.75
$ 2,343.75	3.250%	$ 198.05	$ 2,541.80	$ 3,750.00
$ 2,343.75	**3.250%**	**$ 121.88**	**$ 2,465.63**	**$ 1,406.25**
$ 1,406.25	3.250%	$ 45.70	$ 1,451.95	$ -
$ 220,000.00		$ 12,664.57	$ 232,664.57	

City of Neosho
2016A COP Payment Schedule by Fund

	Combined Series 2016				
Date	Principal Payment	Interest Rate	Interest Amount	Total Payment	Principal Balance
5/1/2016	$ -				$ -
11/1/2016	$ -		$ 78,728.62	$ 78,728.62	$ 4,040,000.00
5/1/2017	$ 325,000.00	2.000%	$ 53,275.00	$ 378,275.00	$ 3,715,000.00
11/1/2017	$ -		$ 50,025.00	$ 50,025.00	$ 3,715,000.00
5/1/2018	$ 375,000.00	2.000%	$ 50,025.00	$ 425,025.00	$ 3,340,000.00
11/1/2018	$ -		$ 46,275.00	$ 46,275.00	$ 3,340,000.00
5/1/2019	$ 380,000.00	2.000%	$ 46,275.00	$ 426,275.00	$ 2,960,000.00
11/1/2019	$ -		$ 42,475.00	$ 42,475.00	$ 2,960,000.00
5/1/2020	$ 500,000.00	3.000%	$ 42,475.00	$ 542,475.00	$ 2,460,000.00
11/1/2020	$ -		$ 34,975.00	$ 34,975.00	$ 2,460,000.00
5/1/2021	$ 205,000.00	3.000%	$ 34,975.00	$ 239,975.00	$ 2,255,000.00
11/1/2021	**$ -**		**$ 31,900.00**	**$ 31,900.00**	**$ 2,255,000.00**
5/1/2022	**$ 220,000.00**	**3.000%**	**$ 31,900.00**	**$ 251,900.00**	**$ 2,035,000.00**
11/1/2022	$ -		$ 28,600.00	$ 28,600.00	$ 2,035,000.00
5/1/2023	$ 190,000.00	3.000%	$ 28,600.00	$ 218,600.00	$ 1,845,000.00
11/1/2023	$ -		$ 25,750.00	$ 25,750.00	$ 1,845,000.00
5/1/2024	$ 190,000.00	2.375%	$ 25,750.00	$ 215,750.00	$ 1,655,000.00
11/1/2024	$ -		$ 23,493.75	$ 23,493.75	$ 1,655,000.00
5/1/2025	$ 190,000.00	2.375%	$ 23,493.75	$ 213,493.75	$ 1,465,000.00
11/1/2025	$ -		$ 21,237.50	$ 21,237.50	$ 1,465,000.00
5/1/2026	$ 185,000.00	2.750%	$ 21,237.50	$ 206,237.50	$ 1,280,000.00
11/1/2026	$ -		$ 18,693.75	$ 18,693.75	$ 1,280,000.00
5/1/2027	$ 200,000.00	2.750%	$ 18,693.75	$ 218,693.75	$ 1,080,000.00
11/1/2027	$ -		$ 15,943.75	$ 15,943.75	$ 1,080,000.00
5/1/2028	$ 205,000.00	2.750%	$ 15,943.75	$ 220,943.75	$ 875,000.00
11/1/2028	$ -		$ 13,125.00	$ 13,125.00	$ 875,000.00
5/1/2029	$ 215,000.00	3.000%	$ 13,125.00	$ 228,125.00	$ 660,000.00
11/1/2029	$ -		$ 9,900.00	$ 9,900.00	$ 660,000.00
5/1/2030	$ 225,000.00	3.000%	$ 9,900.00	$ 234,900.00	$ 435,000.00
11/1/2030	$ -		$ 6,525.00	$ 6,525.00	$ 435,000.00
5/1/2031	$ 435,000.00	3.000%	$ 6,525.00	$ 441,525.00	$ -
Grand Totals	$ 4,040,000.00		$ 869,841.12	$ 4,909,841.12	

	Street 2016A			
Date	Principal Payment	Interest Amount	Total Payment	Principal Balance
5/1/2016				
11/1/2016	$ -	$ 7,943.06	$ 7,943.06	$ 445,000.00
5/1/2017	$ 80,000.00	$ 5,375.00	$ 85,375.00	$ 365,000.00
11/1/2017	$ -	$ 4,575.00	$ 4,575.00	$ 365,000.00
5/1/2018	$ 90,000.00	$ 4,575.00	$ 94,575.00	$ 275,000.00
11/1/2018	$ -	$ 3,675.00	$ 3,675.00	$ 275,000.00
5/1/2019	$ 90,000.00	$ 3,675.00	$ 93,675.00	$ 185,000.00
11/1/2019	$ -	$ 2,775.00	$ 2,775.00	$ 185,000.00
5/1/2020	$ 185,000.00	$ 2,775.00	$ 187,775.00	$ -
Totals	$ 445,000.00	$ 35,368.06	$ 480,368.06	

City of Neosho
2016A COP Payment Schedule by Fund

	Drainage 2016A			
Date	Principal Payment	Interest Amount	Total Payment	Principal Balance
5/1/2016	$ -	$ -	$ -	$ 445,000.00
11/1/2016	$ -	$ 7,943.06	$ 7,943.06	$ 445,000.00
5/1/2017	$ 80,000.00	$ 5,375.00	$ 85,375.00	$ 365,000.00
11/1/2017	$ -	$ 4,575.00	$ 4,575.00	$ 365,000.00
5/1/2018	$ 90,000.00	$ 4,575.00	$ 94,575.00	$ 275,000.00
11/1/2018	$ -	$ 3,675.00	$ 3,675.00	$ 275,000.00
5/1/2019	$ 90,000.00	$ 3,675.00	$ 93,675.00	$ 185,000.00
11/1/2019	$ -	$ 2,775.00	$ 2,775.00	$ 185,000.00
5/1/2020	$ 185,000.00	$ 2,775.00	$ 187,775.00	$ -
Totals	$ 445,000.00	$ 35,368.06	$ 480,368.06	

	Golf Course 2016A			
Date	Principal Payment	Interest Amount	Total Payment	Principal Balance
5/16/2016				
11/1/2016	$ -	$ 62,842.50	$ 62,842.50	$ 3,150,000.00
5/1/2017	$ 165,000.00	$ 42,525.00	$ 207,525.00	$ 2,985,000.00
11/1/2017	$ -	$ 40,875.00	$ 40,875.00	$ 2,985,000.00
5/1/2018	$ 195,000.00	$ 40,875.00	$ 235,875.00	$ 2,790,000.00
11/1/2018	$ -	$ 38,925.00	$ 38,925.00	$ 2,790,000.00
5/1/2019	$ 200,000.00	$ 38,925.00	$ 238,925.00	$ 2,590,000.00
11/1/2019	$ -	$ 36,925.00	$ 36,925.00	$ 2,590,000.00
5/1/2020	$ 130,000.00	$ 36,925.00	$ 166,925.00	$ 2,460,000.00
11/1/2020	$ -	$ 34,975.00	$ 34,975.00	$ 2,460,000.00
5/1/2021	$ 205,000.00	$ 34,975.00	$ 239,975.00	$ 2,255,000.00
11/1/2021	**$ -**	**$ 31,900.00**	**$ 31,900.00**	**$ 2,255,000.00**
5/1/2022	**$ 220,000.00**	**$ 31,900.00**	**$ 251,900.00**	**$ 2,035,000.00**
11/1/2022	$ -	$ 28,600.00	$ 28,600.00	$ 2,035,000.00
5/1/2023	$ 190,000.00	$ 28,600.00	$ 218,600.00	$ 1,845,000.00
11/1/2023	$ -	$ 25,750.00	$ 25,750.00	$ 1,845,000.00
5/1/2024	$ 190,000.00	$ 25,750.00	$ 215,750.00	$ 1,655,000.00
11/1/2024	$ -	$ 23,493.75	$ 23,493.75	$ 1,655,000.00
5/1/2025	$ 190,000.00	$ 23,493.75	$ 213,493.75	$ 1,465,000.00
11/1/2025	$ -	$ 21,237.50	$ 21,237.50	$ 1,465,000.00
5/1/2026	$ 185,000.00	$ 21,237.50	$ 206,237.50	$ 1,280,000.00
11/1/2026	$ -	$ 18,693.75	$ 18,693.75	$ 1,280,000.00
5/1/2027	$ 200,000.00	$ 18,693.75	$ 218,693.75	$ 1,080,000.00
11/1/2027	$ -	$ 15,943.75	$ 15,943.75	$ 1,080,000.00
5/1/2028	$ 205,000.00	$ 15,943.75	$ 220,943.75	$ 875,000.00
11/1/2028	$ -	$ 13,125.00	$ 13,125.00	$ 875,000.00
5/1/2029	$ 215,000.00	$ 13,125.00	$ 228,125.00	$ 660,000.00
11/1/2029	$ -	$ 9,900.00	$ 9,900.00	$ 660,000.00
5/1/2030	$ 225,000.00	$ 9,900.00	$ 234,900.00	$ 435,000.00
11/1/2030	$ -	$ 6,525.00	$ 6,525.00	$ 435,000.00
5/1/2031	$ 435,000.00	$ 6,525.00	$ 441,525.00	$ -
Totals	$ 3,150,000.00	$ 799,105.00	$ 3,949,105.00	

City of Neosho Close Date 2/11/2021
2021 Special Obligation Bonds (Refunding 2014A & 2013 Series)

	Series 2021				
Date	Principal Payment	Interest Rate	Interest Amount	Total Payment	Principal Balance
					$ 3,075,000.00
5/1/2021	$ 475,000.00	2.000%	$ 8,541.67	$ 483,541.67	$ 2,600,000.00
5/1/2022	**$ 450,000.00**	**2.000%**	**$ 52,000.00**	**$ 502,000.00**	**$ 2,150,000.00**
5/1/2023	$ 455,000.00	2.000%	$ 43,000.00	$ 498,000.00	$ 1,695,000.00
5/1/2024	$ 470,000.00	2.000%	$ 33,900.00	$ 503,900.00	$ 1,225,000.00
5/1/2025	$ 480,000.00	2.000%	$ 24,500.00	$ 504,500.00	$ 745,000.00
5/1/2026	$ 505,000.00	2.000%	$ 14,900.00	$ 519,900.00	$ 240,000.00
5/1/2027	$ 240,000.00	2.000%	$ 4,800.00	$ 244,800.00	$ -
					$ -
					$ -
					$ -
					$ -
Totals	$ 3,075,000.00		$ 181,641.67	$ 3,256,641.67	
				$ -	

	Municipal Auditorium				
Principal Payment	Interest Rate	Interest Amount	Total Payment	Principal Balance	
				$ 1,230,000.00	
$ 200,005.56	2.000%	$ 3,416.66	$ 203,422.22	$ 1,029,994.44	
$ 196,040.00	**2.000%**	**$ 20,599.88**	**$ 216,639.88**	**$ 833,954.44**	
$ 196,040.00	2.000%	$ 16,679.08	$ 212,719.08	$ 637,914.44	
$ 204,040.00	2.000%	$ 12,758.28	$ 216,798.28	$ 433,874.44	
$ 204,040.00	2.000%	$ 8,677.48	$ 212,717.48	$ 229,834.44	
$ 220,040.00	2.000%	$ 4,596.68	$ 224,636.68	$ 9,794.44	
$ 9,794.44	2.000%	$ 1,920.00	$ 11,714.44	$ -	
			$ -		
			$ -		
			$ -		
			$ -		
$ 1,230,000.00		$ 68,648.06	$ 1,298,648.06		

	Senior Center				
Principal Payment	Interest Rate	Interest Amount	Total Payment	Principal Balance	
				$307,500.00	
$ 50,001.39	2.000%	$ 854.17	$ 50,855.56	$257,498.61	
$ 49,010.00	**2.000%**	**$ 5,149.98**	**$ 54,159.98**	**$208,488.61**	
$ 49,010.00	2.000%	$ 4,169.78	$ 53,179.78	$159,478.61	
$ 51,010.00	2.000%	$ 3,189.58	$ 54,199.58	$108,468.61	
$ 51,010.00	2.000%	$ 2,169.38	$ 53,179.38	$ 57,458.61	
$ 55,010.00	2.000%	$ 1,149.18	$ 56,159.18	$ 2,448.61	
$ 2,448.61	2.000%	$ 480.00	$ 2,928.61	$ -	
			$ -		
			$ -		
			$ -		
			$ -		
$ 307,500.00		$ 17,162.07	$ 324,662.07		

	Street/Bridge Improvement				
Date	Principal Payment	Interest Rate	Interest Amount	Total Payment	Principal Balance
					$ 1,537,500.00
5/1/2021	$ 224,993.05	2.000%	$ 4,270.84	$ 229,263.89	$ 1,312,506.95
5/1/2022	**$ 204,950.00**	**2.000%**	**$ 26,250.14**	**$ 231,200.14**	**$ 1,107,556.95**
5/1/2023	$ 209,950.00	2.000%	$ 22,151.14	$ 232,101.14	$ 897,606.95
5/1/2024	$ 214,950.00	2.000%	$ 17,952.14	$ 232,902.14	$ 682,656.95
5/1/2025	$ 224,950.00	2.000%	$ 13,653.14	$ 238,603.14	$ 457,706.95
5/1/2026	$ 229,950.00	2.000%	$ 9,154.14	$ 239,104.14	$ 227,756.95
5/1/2027	$ 227,756.95	2.000%	$ 2,400.00	$ 230,156.95	$ -
Totals	$ 1,537,500.00		$ 95,831.54	$ 1,633,331.54	

City of Neosho
CIP Government
FY2023

DEPARTMENT/DESCRIPTION	Budgeted 2022-23 Fiscal Year	Forecasted 2023-24 Fiscal Year	Forecasted 2024-25 Fiscal Year	Forecasted 2025-26 Fiscal Year	Forecasted 2026-27 Fiscal Year	Future Projects
REVENUE SOURCES						
General Fund Sales Tax	$ 270,000	$ -	$ -	$ -		
Public Safety Sales Tax	$ 1,300,327	$ 1,300,000	$ 75,000	$ 75,000	$ 197,000	$ -
Drainage Sales Tax	$ 2,629	$ -	$ 165,000	$ -		
Senior Center Sales Tax	$ -	$ -	$ -	$ -		
Parks & Recreation Sales Tax	$ 75,000	$ -	$ -	$ -		
Auditorium & Lampo Sales Tax	$ -	$ -	$ -	$ -		
Capital Improvement Sales Tax	$ -	$ 75,000	$ -	$ -		
Street Sales Tax	$ 655,352	$ 790,000	$ 620,000	$ -	$ -	
NPE Grant Revenues	$ -	$ -	$ -	$ -		
Grants	$ 89,172	$ -	$ -	$ -		
Golf Course Revenues	$ 28,210	$ 28,210	$ -	$ -		
Golf Cart Replacement Reserve	$ 20,000	$ -	$ -	$ -		
Fire Sales Tax	$ 45,000	$ -	$ -	$ -		
Tax Increment Financing	$ -					
TOTAL REVENUE SOURCES	**$ 2,485,690**	**$ 2,193,210**	**$ 860,000**	**$ 75,000**	**$ 197,000**	
EXPENDITURES						
General Fund						
General Admin	$ -	$ -	$ -	$ -	$ -	$ -
City Clerk	$ -	$ -	$ -	$ -	$ -	$ -
Development	$ -	$ -	$ -	$ -	$ -	$ -
Recycle Center	$ 10,000	$ -	$ -	$ -	$ -	$ -
Police	$ 331,770	$ 75,000	$ 75,000	$ 75,000	$ 75,000	$ -
Municipal Court	$ -	$ -	$ -	$ -	$ -	$ -
Information Technology	$ -	$ -	$ -	$ -	$ -	$ -
Fleet Maintenance	$ -	$ -	$ -	$ -	$ -	$ -
Emergency Management	$ -	$ -	$ -	$ -	$ -	$ -
Human Resources	$ -	$ -	$ -	$ -	$ -	$ -
Airport	$ -	$ -	$ -	$ -	$ -	$ -
IOOF Cemetery	$ 50,000	$ -	$ -	$ -	$ -	$ -
General Fund	**$ 391,770**	**$ 75,000**	**$ 75,000**	**$ 75,000**	**$ 75,000**	**$ -**
Fire Sales Tax Fund	$ 1,013,557	$ 1,225,000	$ -	$ -	$ 122,000	$ -
Drainage Sales Tax Fund	$ 2,629	$ -	$ 165,000	$ -	$ -	$ -
Senior Center Sales Tax Fund	$ -	$ -	$ -	$ -	$ -	$ -
Parks & Recreation Sales Tax Fund	$ 164,172	$ 110,000	$ -	$ -	$ -	$ -
Auditorium & Lampo Sales Tax Fund	$ -	$ -	$ -	$ -	$ -	$ -
Golf Course Fund	$ 258,210	$ 818,210	$ 650,000	$ 765,000	$ 900,000	$ -
Street Sales Tax Fund	$ 655,352	$ 790,000	$ 620,000	$ -	$ -	$ -
Tax Increment Financing	$ -					
TOTAL	**$ 2,485,690**	**$ 3,018,210**	**$ 1,510,000**	**$ 840,000**	**$ 1,097,000**	**$ -**
ENDING BALANCE	**$ -**	**$ (825,000)**	**$ (650,000)**	**$ (765,000)**	**$ (900,000)**	

City of Neosho
CIP Enterprise Fund
FY2022

DEPARTMENT/DESCRIPTION	Budgeted 2022-23 Fiscal Year	Forecasted 2023-24 Fiscal Year	Forecasted 2024-25 Fiscal Year	Forecasted 2025-26 Fiscal Year	Forecasted 2026-27 Fiscal Year	Future Projects
BALANCE BROUGHT FORWARD						
REVENUE SOURCES						
Water & Wastewater Charges	$ 788,748	$ 911,021	$ 553,021	$ 734,021	$ 276,021	$ -
Wastewater Improvement Reserve	$ -	$ -	$ -	$ -	$ -	$ -
TOTAL REVENUE SOURCES	**$ 788,748**	**$ 911,021**	**$ 553,021**	**$ 734,021**	**$ 276,021**	
EXPENDITURES						
Water Administration	$ -	$ -	$ -	$ -	$ -	$ -
Distribution & Maintenance	$ 472,227	$ 380,000	$ 250,000	$ 390,000	$ -	$ -
Meter Reading	$ 12,000	$ 35,000	$ -	$ -	$ -	$ -
Filtration	$ 76,500	$ 55,000	$ 8,000	$ 38,000	$ 35,000	$ -
Wastewater	$ 228,021	$ 441,021	$ 295,021	$ 306,021	$ 241,021	$ -
TOTAL	**$ 788,748**	**$ 911,021**	**$ 553,021**	**$ 734,021**	**$ 276,021**	**$ -**
ENDING BALANCE	**$ -**	**$ -**	**$ -**	**$ -**	**$ -**	

General Admin DEPARTMENT/DESCRIPTION	Anticipated Useful Life (in Years)	2022-23 Fiscal Year	2023-24 Fiscal Year	2024-25 Fiscal Year	2025-26 Fiscal Year	2026-27 Fiscal Year	Future Projects	Comments
BALANCE BROUGHT FORWARD								
EXPENDITURES								
TOTAL		$ -	$ -	$ -	$ -	$ -	$ -	
ENDING BALANCE		$ -	$ -	$ -	$ -	$ -		

City Clerk DEPARTMENT/DESCRIPTION	Anticipated Useful Life (in Years)	2022-23 Fiscal Year	2023-24 Fiscal Year	2024-25 Fiscal Year	2025-26 Fiscal Year	2026-27 Fiscal Year	Future Projects	Comments
BALANCE BROUGHT FORWARD								
REVENUE SOURCES								
General Fund Revenues		$ -						
TOTAL REVENUE SOURCES		$ -	$ -	$ -	$ -	$ -		
EXPENDITURES								
TOTAL		$ -	$ -	$ -	$ -	$ -	$ -	
ENDING BALANCE		$ -	$ -	$ -	$ -	$ -		

Development DEPARTMENT/DESCRIPTION	Anticipated Useful Life (in Years)	2022-23 Fiscal Year	2023-24 Fiscal Year	2024-25 Fiscal Year	2025-26 Fiscal Year	2026-27 Fiscal Year	Future Projects	Comments
BALANCE BROUGHT FORWARD								
REVENUE SOURCES								
General Fund Revenues		$ -						
TOTAL REVENUE SOURCES		$ -	$ -	$ -	$ -	$ -		
EXPENDITURES								
TOTAL		$ -	$ -	$ -	$ -	$ -	$ -	
ENDING BALANCE		$ -	$ -	$ -	$ -	$ -		

Recycle Center DEPARTMENT/DESCRIPTION	Anticipated Useful Life (in Years)	2022-23 Fiscal Year	2023-24 Fiscal Year	2024-25 Fiscal Year	2025-26 Fiscal Year	2026-27 Fiscal Year	Future Projects	Comments
BALANCE BROUGHT FORWARD								
REVENUE SOURCES								
General Fund Revenues		$ 10,000						
TOTAL REVENUE SOURCES		**$ 10,000**	**$ -**	**$ -**	**$ -**	**$ -**		
EXPENDITURES								
Dump Carts		$ 10,000						To assist in moving and proccesing comodities
TOTAL		**$ 10,000**	**$ -**	**$ -**	**$ -**	**$ -**	**$ -**	
ENDING BALANCE		**$ -**	**$ -**	**$ -**	**$ -**	**$ -**		

Police Department DEPARTMENT/DESCRIPTION	Anticipated Useful Life (in Years)	2022-23 Fiscal Year	2023-24 Fiscal Year	2024-25 Fiscal Year	2025-26 Fiscal Year	2026-27 Fiscal Year	Future Projects	Comments
BALANCE BROUGHT FORWARD								
REVENUE SOURCES								
Transfer from Public Safety Tax Fund		$ 331,770	$ 75,000	$ 75,000	$ 75,000	$ 75,000	$ -	
TOTAL REVENUE SOURCES		**$ 331,770**	**$ 75,000**	**$ 75,000**	**$ 75,000**	**$ 75,000**		
EXPENDITURES								
Radio Lease		$ 55,453						
Patrol Cars (2 Replaced annually)		$ 75,000	$ 75,000	$ 75,000	$ 75,000	$ 75,000		
Radio Towers (MOSWIN		$ 201,317						
TOTAL		**$ 331,770**	**$ 75,000**	**$ 75,000**	**$ 75,000**	**$ 75,000**	**$ -**	
ENDING BALANCE		**$ -**	**$ -**	**$ -**	**$ -**	**$ -**		

Municipal Court DEPARTMENT/DESCRIPTION	Anticipated Useful Life (in Years)	2022-23 Fiscal Year	2023-24 Fiscal Year	2024-25 Fiscal Year	2025-26 Fiscal Year	2026-27 Fiscal Year	Future Projects	Comments
BALANCE BROUGHT FORWARD								
EXPENDITURES								
TOTAL		$ -	$ -	$ -	$ -	$ -	$ -	
ENDING BALANCE		$ -	$ -	$ -	$ -	$ -		

Information Technology DEPARTMENT/DESCRIPTION	Anticipated Useful Life (in Years)	2022-23 Fiscal Year	2023-24 Fiscal Year	2024-25 Fiscal Year	2025-26 Fiscal Year	2026-27 Fiscal Year	Future Projects	Comments
BALANCE BROUGHT FORWARD								
EXPENDITURES								
TOTAL		$ -	$ -	$ -	$ -	$ -	$ -	
ENDING BALANCE		$ -	$ -	$ -	$ -	$ -		

Fleet Maintenance DEPARTMENT/DESCRIPTION	Anticipated Useful Life (in Years)	2022-23 Fiscal Year	2023-24 Fiscal Year	2024-25 Fiscal Year	2025-26 Fiscal Year	2026-27 Fiscal Year	Future Projects	Comments
BALANCE BROUGHT FORWARD								
EXPENDITURES								
TOTAL		$ -	$ -	$ -	$ -	$ -	$ -	
ENDING BALANCE		$ -	$ -	$ -	$ -	$ -		

Emergency Management DEPARTMENT/DESCRIPTION	Anticipated Useful Life (in Years)	2022-23 Fiscal Year	2023-24 Fiscal Year	2024-25 Fiscal Year	2025-26 Fiscal Year	2026-27 Fiscal Year	Future Projects	Comments
BALANCE BROUGHT FORWARD								
REVENUE SOURCES								
Transfer from Public Safety Tax Fund		$ -	$ -	$ -	$ -	$ -	$ -	
TOTAL REVENUE SOURCES		**$ -**	**$ -**	**$ -**	**$ -**	**$ -**		
EXPENDITURES								
								Annual Contract for repairs to all storm Sirens
								Maintenance and Repairs
TOTAL		**$ -**	**$ -**	**$ -**	**$ -**	**$ -**	**$ -**	
ENDING BALANCE		**$ -**	**$ -**	**$ -**	**$ -**	**$ -**		

Human Resources DEPARTMENT/DESCRIPTION	Anticipated Useful Life (in Years)	2022-23 Fiscal Year	2023-24 Fiscal Year	2024-25 Fiscal Year	2025-26 Fiscal Year	2026-27 Fiscal Year	Future Projects	Comments
BALANCE BROUGHT FORWARD								
EXPENDITURES								
TOTAL		$ -	$ -	$ -	$ -	$ -	$ -	
ENDING BALANCE		$ -	$ -	$ -	$ -	$ -		

Airport DEPARTMENT/DESCRIPTION	Anticipated Useful Life (in Years)	2022-23 Fiscal Year	2023-24 Fiscal Year	2024-25 Fiscal Year	2025-26 Fiscal Year	2026-27 Fiscal Year	Future Projects	Comments
BALANCE BROUGHT FORWARD								
REVENUE SOURCES								
General Fund Revenues		$ -						
Timber Sales								
TOTAL REVENUE SOURCES		$ -	$ -	$ -	$ -	$ -		
EXPENDITURES								
TOTAL		$ -	$ -	$ -	$ -	$ -	$ -	
ENDING BALANCE		$ -	$ -	$ -	$ -	$ -		

IOOF Cemetery DEPARTMENT/DESCRIPTION	Anticipated Useful Life (in Years)	2022-23 Fiscal Year	2023-24 Fiscal Year	2024-25 Fiscal Year	2025-26 Fiscal Year	2026-27 Fiscal Year	Future Projects	Comments
BALANCE BROUGHT FORWARD								
REVENUE SOURCES								
General Fund Revenues		$ 50,000						
TOTAL REVENUE SOURCES		**$ 50,000**	**$ -**	**$ -**	**$ -**	**$ -**		
EXPENDITURES								
Roads		$ 50,000						Would like to pave from main road between Block 5 and 6 East to Cemetery Road and cut back North
TOTAL		**$ 50,000**	**$ -**	**$ -**	**$ -**	**$ -**	**$ -**	
ENDING BALANCE		**$ -**	**$ -**	**$ -**	**$ -**	**$ -**		

Fire Department DEPARTMENT/DESCRIPTION	Anticipated Useful Life (in Years)	2022-23 Fiscal Year	2023-24 Fiscal Year	2024-25 Fiscal Year	2025-26 Fiscal Year	2026-27 Fiscal Year	Future Projects	Comments
BALANCE BROUGHT FORWARD								
REVENUE SOURCES								
Transfer from Public Safety Tax Fund		$ 968,557	$ 1,225,000	$ -	$ -	$ 122,000	$ -	
Fire Sales Tax Fund Balance		$ 45,000						
TOTAL REVENUE SOURCES		**$ 1,013,557**	**$ 1,225,000**	**$ -**	**$ -**	**$ 122,000**		
EXPENDITURES								
						$ 122,000		PPE replacement Bunker gear, helmets, gloves, nomex, flashlights, boots
Radio Lease Year		$ 47,895						
Station 2 Building Repairs								Repair water leak at station 2 on East Wall
Purchase new Engine		$ 719,345						Purchase a new fire department engine.
Insulate South Building Station 2		$ 10,000						South buliding needs insulated at Station 2
Replace Fire Marshal vehicle	10	$35,000	$ 25,000					Replace aging Fire Marshall vehicle. Requesting to do this in 22/23 budget due to continued issues
Radio Towers (MOSWIN		$ 201,317						
Purchase New Quint Aerial	20		$ 1,200,000					Replace Engine 8 with a Quint
TOTAL		**$ 1,013,557**	**$ 1,225,000**	**$ -**	**$ -**	**$ 122,000**	**$ -**	
ENDING BALANCE		**$ -**	**$ -**	**$ -**	**$ -**	**$ -**		

Drainage DEPARTMENT/DESCRIPTION	Anticipated Useful Life (in Years)	2022-23 Fiscal Year	2023-24 Fiscal Year	2024-25 Fiscal Year	2025-26 Fiscal Year	2026-27 Fiscal Year	Future Projects	Comments
BALANCE BROUGHT FORWARD								
REVENUE SOURCES								
Drainage Sales Tax		$ 2,629	$ -	$ 165,000	$ -			
TOTAL REVENUE SOURCES		**$ 2,629**	**$ -**	**$ 165,000**	**$ -**	**$ -**		
EXPENDITURES								
Radio Lease Year		$ 2,629						
Replace Flat Bed Dump Truck	20			$ 150,000				
Replace 1 Mower	10			$ 15,000				
TOTAL		**$ 2,629**	**$ -**	**$ 165,000**	**$ -**	**$ -**	**$ -**	
ENDING BALANCE		**$ -**	**$ -**	**$ -**	**$ -**	**$ -**		

Senior Center DEPARTMENT/DESCRIPTION	Anticipated Useful Life (in Years)	2022-23 Fiscal Year	2023-24 Fiscal Year	2024-25 Fiscal Year	2025-26 Fiscal Year	2026-27 Fiscal Year	Future Projects	Comments
BALANCE BROUGHT FORWARD								
REVENUE SOURCES								
Senior Center Sales Tax		$ -						
TOTAL REVENUE SOURCES		$ -	$ -	$ -	$ -	$ -		
EXPENDITURES								
TOTAL		$ -	$ -	$ -	$ -	$ -	$ -	
ENDING BALANCE		$ -	$ -	$ -	$ -	$ -		

Parks & Recreation DEPARTMENT/DESCRIPTION	Anticipated Useful Life (in Years)	2022-23 Fiscal Year	2023-24 Fiscal Year	2024-25 Fiscal Year	2025-26 Fiscal Year	2026-27 Fiscal Year	Future Projects	Comments
BALANCE BROUGHT FORWARD								
REVENUE SOURCES								
Parks & Recreation Sales Tax		$75,000.00						
Parks & Recreation Fund Balance								
Bicycle Trails Grant		$89,172						Downstream Loop - Depending upon RTP Grant through DNR
General Fund Revenues								
TOTAL REVENUE SOURCES		**$ 164,172**	**$ -**	**$ -**	**$ -**	**$ -**		
EXPENDITURES								
Replacement Vehicle	20 years	$ 25,000						Replace the 1996 Chevrolet pickup.
Tracked 75 hp Skid Steer	20 years		$75,000					Skid Steer equipment needed to maintain Parks.
Dog Park	20 years	$25,000						$20,000 rolled from FY22
Fish for Hickory Creek		$5,000						Agreement with Missouri Department of Conservation to provide 2,000+ more fish in 9 total stockings.
Bicycle Trails		$89,172						Downstream Loop - Depending upon RTP Grant through DNR
Parks Building		$ 20,000						Sign and Parking Lot
Restrooms by the Lampo	20 years		$ 35,000					
TOTAL		**$ 164,172**	**$ 110,000**	**$ -**	**$ -**	**$ -**	**$ -**	
ENDING BALANCE		**$ -**	**$ (110,000)**	**$ -**	**$ -**	**$ -**		

Auditorium & Lampo DEPARTMENT/DESCRIPTION	Anticipated Useful Life (in Years)	2022-23 Fiscal Year	2023-24 Fiscal Year	2024-25 Fiscal Year	2025-26 Fiscal Year	2026-27 Fiscal Year	Future Projects	Comments
BALANCE BROUGHT FORWARD								
REVENUE SOURCES								
Auditorium Sales Tax		$ -						
TOTAL REVENUE SOURCES		$ -	$ -	$ -	$ -	$ -		
EXPENDITURES								
TOTAL		$ -	$ -	$ -	$ -	$ -	$ -	
ENDING BALANCE		$ -	$ -	$ -	$ -	$ -		

TIF Funds DEPARTMENT/DESCRIPTION	Anticipated Useful Life (in Years)	2022-23 Fiscal Year	2023-24 Fiscal Year	2024-25 Fiscal Year	2025-26 Fiscal Year	2026-27 Fiscal Year	Future Projects	Comments
BALANCE BROUGHT FORWARD								
REVENUE SOURCES								
		$ -						
TOTAL REVENUE SOURCES		$ -	$ -	$ -	$ -	$ -		
EXPENDITURES								
TOTAL		$ -	$ -	$ -	$ -	$ -	$ -	
ENDING BALANCE		$ -	$ -	$ -	$ -	$ -		

Golf Course DEPARTMENT/DESCRIPTION	Anticipated Useful Life (in Years)	2022-23 Fiscal Year	2023-24 Fiscal Year	2024-25 Fiscal Year	2025-26 Fiscal Year	2026-27 Fiscal Year	Future Projects	Comments
BALANCE BROUGHT FORWARD								
REVENUE SOURCES								
Parks & Recreation Sales Tax								
Parks & Recreation Fund Balance								
Capital Improvement Sales Tax			$ 75,000					
General Fund Revenues		$210,000	$ 715,000	$ 650,000	$ 765,000	$ 900,000		
Golf Course Revenues		$ 28,210	$ 28,210	$ -				
Golf Cart Replacement Reserve		$20,000						
TOTAL REVENUE SOURCES		**$ 258,210**	**$ 818,210**	**$ 650,000**	**$ 765,000**	**$ 900,000**		
EXPENDITURES								
Mower Lease		$ 28,210	$ 28,210					
Cart Path resurface		$ 200,000						Continue with the Cart Path, road and parking lot resurfacing and sealing the first phase cart paths.
55 HP 4X4 Tractor/Loader	20 years		$25,000					This tractor is needed to replace the existing 25 year old Kubota.
Golf Sign		$10,000						
Pro Shop Restrooms/Kitchen	25 years		$50,000					Address ADA needs in the 4 Pro Shop Restrooms/ Kitchen Health Dept Needs.
PumpHouse			$ 45,000					
Carts Replacement		$ 20,000	$ 20,000					
Overseed Fairways			$ 100,000					https://gsrpdf.lib.msu.edu/?file=/2000s/2000/000101.pdf
Beverage Cart			$ 10,000					
Solar Power for Pro Shop			$ 40,000					
Replacement Irrigation System			$ 500,000	$ 500,000	$ 500,000	$ 500,000		
Level tee boxes				$ 90,000				#2, #8 white, #6 red $1.50 to 2.5 sq ft estimate 10,000 sq ft
Enlarge tee boxes				$ 60,000				#3, #8 red $1.50 - $2.5 sq ft estimate 10,000 sq ft
Roof/Awning					$ 15,000			Front of Pro Shop cement area
Refurbish Maintenance barn					$ 50,000			
Replace Cart barns					$ 200,000			One large barn with stall for washing carts
Bar and Grill in Club House						$ 100,000		
Refurbish some holes at Lake course						$ 300,000		To be used during tournaments or busy times
TOTAL		**$ 258,210**	**$ 818,210**	**$ 650,000**	**$ 765,000**	**$ 900,000**	**$ -**	
ENDING BALANCE		**$ -**	**$ -**	**$ -**	**$ -**	**$ -**		

Street Department DEPARTMENT/DESCRIPTION	Anticipated Useful Life (in Years)	2022-23 Fiscal Year	2023-24 Fiscal Year	2024-25 Fiscal Year	2025-26 Fiscal Year	2026-27 Fiscal Year	Future Projects	Comments
BALANCE BROUGHT FORWARD								
REVENUE SOURCES								
Street Sales Tax		$ 655,352	$ 790,000	$ 620,000	$ -	$ -		
Street Fund Balance								
TOTAL REVENUE SOURCES		**$ 655,352**	**$ 790,000**	**$ 620,000**	**$ -**	**$ -**		
EXPENDITURES								
Radio Lease Year (year 4 of 5)		$ 7,852						
Street Contracts		$ 400,000	$ 600,000	$ 400,000				This is part of our 5 year improvement plan, bi-yearly slurry seal and yearly overlay
10 Wheeler Dump Truck Replacement	20	$ 220,000						For replacement of our 1994 dump truck with a State spec truck equiped with snow removal bed and plow
Construction for storage building 50%		$ 25,000						
Ice machine replaced 50%		$ 2,500						
1 ton truck	12		$ 60,000					Replace shop truck with one of the older street trucks (new truck for Streets)
Backhoe replacement	15		$ 130,000					Replacement Schedule of Streets Backhoe
Trackhoe replacement	15			$ 220,000				Replacement Schedule for Trackhoe
TOTAL		**$ 655,352**	**$ 790,000**	**$ 620,000**	**$ -**	**$ -**	**$ -**	
ENDING BALANCE		**$ -**	**$ -**	**$ -**	**$ -**	**$ -**		

Water Admin DEPARTMENT/DESCRIPTION	Anticipated Useful Life (in Years)	2022-23 Fiscal Year	2023-24 Fiscal Year	2024-25 Fiscal Year	2025-26 Fiscal Year	2026-27 Fiscal Year	Future Projects	Comments
BALANCE BROUGHT FORWARD								
EXPENDITURES								
TOTAL		$ -	$ -	$ -	$ -	$ -	$ -	
ENDING BALANCE		$ -	$ -	$ -	$ -	$ -		

Distribution & Maintenance DEPARTMENT/DESCRIPTION	Anticipated Useful Life (in Years)	2022-23 Fiscal Year	2023-24 Fiscal Year	2024-25 Fiscal Year	2025-26 Fiscal Year	2026-27 Fiscal Year	Future Projects	Comments
BALANCE BROUGHT FORWARD								
REVENUE SOURCES								
Water Revenues		$ 472,227	$ 380,000	$ 250,000	$ 390,000	$ -		
TOTAL REVENUE SOURCES		**$ 472,227**	**$ 380,000**	**$ 250,000**	**$ 390,000**	**$ -**		
EXPENDITURES								
Ice machine replaced 50%		$ 2,500						Shared cost with Streets
Construction for storage building 50%		$ 25,000						Shared cost with Streets
Service Truck Replacement	15	$ 80,000						Replacement of our oldest service truck
Mini Ex and trailer	15	$ 95,000						We will trade old John Deere and WW Case for this. Replace WW with D&M 2008 backhoe
Boring Mole	20	$ 7,000						This will add and additional mole for boring in meter sets
Water Main Replacement Reserve		$ 250,000	$ 250,000	$ 250,000	$ 250,000			Reserve to allow needed water main replacement
Leak Survey		$ 5,500						3 year contract with Westrum Leak Detection
Radio Lease (Year 4 of 5)		$ 7,227						
Back Hoe Replacment	15				$ 140,000			
Replace Dump Truck	20		$ 130,000					
TOTAL		**$ 472,227**	**$ 380,000**	**$ 250,000**	**$ 390,000**	**$ -**	**$ -**	
ENDING BALANCE		**$ -**	**$ -**	**$ -**	**$ -**	**$ -**		

Meter Reading DEPARTMENT/DESCRIPTION	Anticipated Useful Life (in Years)	2022-23 Fiscal Year	2023-24 Fiscal Year	2024-25 Fiscal Year	2025-26 Fiscal Year	2026-27 Fiscal Year	Future Projects	Comments
BALANCE BROUGHT FORWARD								
REVENUE SOURCES								
Water Revenues		$ 12,000	$ 35,000	$ -	$ -	$ -	$ -	
TOTAL REVENUE SOURCES		**$ 12,000**	**$ 35,000**	**$ -**	**$ -**	**$ -**		
EXPENDITURES								
Hydroverse Meter at Baxter Tower		$ 12,000						Needed for DTM
1/2 Ton Truck	15		$ 35,000					Replacement Schedule for service truck
TOTAL		**$ 12,000**	**$ 35,000**	**$ -**	**$ -**	**$ -**	**$ -**	
ENDING BALANCE		**$ -**	**$ -**	**$ -**	**$ -**	**$ -**		

Filtration DEPARTMENT/DESCRIPTION	Anticipated Useful Life (in Years)	2022-23 Fiscal Year	2023-24 Fiscal Year	2024-25 Fiscal Year	2025-26 Fiscal Year	2026-27 Fiscal Year	Future Projects	Comments
BALANCE BROUGHT FORWARD								
REVENUE SOURCES								
Water Revenues		$ 76,500	$ 55,000	$ 8,000	$ 38,000	$ 35,000	$ -	
TOTAL REVENUE SOURCES		**$ 76,500**	**$ 55,000**	**$ 8,000**	**$ 38,000**	**$ 35,000**		
EXPENDITURES								
Zero turn mower								
Chlorine residual analyzer			$ 8,000		$ 10,000			
Raw/finish water turbidimeters			$ 7,000					Total of 2 (1 finish, 1 raw)
Filter turbidimeters		$ 11,500	$ 8,000	$ 8,000	$ 8,000	$ 8,000		Total of 4, replace 1 each year
Flow meters		$ 15,000	$ 12,000			$ 12,000		Total of 2 (1 finish, 1 raw)
Crowder pump station high service pump			$ 20,000		$ 20,000	$ 15,000		Total of 3 (2 large, 1 small)
Streaming Current Monitor		$ 50,000						
TOTAL		**$ 76,500**	**$ 55,000**	**$ 8,000**	**$ 38,000**	**$ 35,000**	**$ -**	
ENDING BALANCE		**$ -**	**$ -**	**$ -**	**$ -**	**$ -**		

Wastewater DEPARTMENT/DESCRIPTION	Anticipated Useful Life (in Years)	2022-23 Fiscal Year	2023-24 Fiscal Year	2024-25 Fiscal Year	2025-26 Fiscal Year	2026-27 Fiscal Year	Future Projects	Comments
BALANCE BROUGHT FORWARD								
REVENUE SOURCES								
Wastewater Revenues		$ 228,021	$ 441,021	$ 295,021	$ 306,021	$ 241,021	$ -	
Wastewater Improvement Reserve								
TOTAL REVENUE SOURCES		**$ 228,021**	**$ 441,021**	**$ 295,021**	**$ 306,021**	**$ 241,021**		
EXPENDITURES								
WW service truck	5		$ 50,000		$ 65,000			Two service trucks (one 3/4 ton w/service bed, one 1 ton w/service bed and auto crane)
WW plant truck	5	$ 45,000		$ 40,000				
WW sludge truck	5			$ 14,000				10 wheel tanker (replace 2000 Peterbilt tanker)
Mobile sewer camera	5	$ 50,000	$ 150,000					Replace current 2006 model sewer camera inspection equipment
Timber Ridge Estates								
Influent pump replace/rebuild								
Lift station repairs/upgrades								
Rebuild Clarifier								
Replace influent pump variable frequency drives								
Replace pump & mounting at Buffalo lift station								
HVAC upgrade								
Transfer to Wastewater Replacement Reserve		$ 91,021	$ 91,021	$ 91,021	$ 91,021	$ 91,021		
Slip Lining Reserve		$ 42,000	$ 150,000	$ 150,000	$ 150,000	$ 150,000		2022-23 adjusted for additional slip lining repairs 2021-22
TOTAL		**$ 228,021**	**$ 441,021**	**$ 295,021**	**$ 306,021**	**$ 241,021**	**$ -**	
ENDING BALANCE		**$ -**	**$ -**	**$ -**	**$ -**	**$ -**		

Alliance WATER RESOURCES®
Professional Water and Wastewater Operations

August 29, 2022

Mr. David Kennedy,
City Manager, City of Neosho
203 East Main Street
Neosho, MO 63850

Re: FYE 2023 Alliance Water Resources Proposed Operating Budget

Dear Mr. Kennedy:

At your request and based upon the preliminary budget information provided by the City, Alliance Water Resources, Inc. submits this 2022-2023 budget proposal.

The total budget for Alliance's Scope of Service from October 1, 2022 through September 30, 2023, is $1,127,736.00 ($93,978 per month). This budget reflects increases in auto and liability insurance, employee pay and benefits, repair & chemical costs, and other inflationary increases. Per 5.1.4 of the agreement this adjustment to the annual fee is determined by the application of the Consumer Price Index for All Urban Consumers.

Thank you for the opportunity to continue to provide service to the City of Neosho. If you need any other information, I can be reached at 314-220-6906.

Sincerely,

Brian Pieper,
Division Manager

cc: Leslie Forest, Finance Director
Evan Romo, Regional Operations Manager
Ken Brady, Local Manager

206 South Keene Street • Columbia, MO 65201 • 573-874-8080 • Fax: 573-443-0833 • www.alliancewater.com

City of Neosho CITY COUNCIL AGENDA ITEM

REQUESTED COUNCIL MEETING DATE: September 6, 2022
ITEM: Bill No. 2022-65: Amending Section 410.110 Final Plat

ORIGINATING DEPARTMENT: Development Services Department
ATTACHMENT:
1. **Bill No. 2022-65 amending Section 410.110 Final Plat RE Stormwater Detention Basins**

PURPOSE:
The purpose of this ordinance is to modify the current language of the ordinance to include the statement " An acknowledgment by the owner that all stormwater detention basins shall be constructed, maintained, and repaired by the owner pursuant to a recorded Private Stormwater Management Maintenance Agreement."

BACKGROUND:
The City of Neosho does not accept the maintenance of stormwater detention basins in new subdivisions. This modification of the ordinance establishes a formal acknowledgement by the developers that they must arrange to maintain these detention basins after title to the property has changed hands.

RECOMMENDATION:
It is the recommendation of staff that the council approve this ordinance modification.

AN ORDINANCE amending Section 410.110 Final Plat, by repealing Section 410.110 and enacting a new Section 410.110 in lieu thereof.

NOW, THEREFORE, BE IT ORDAINED BY THE COUNCIL OF THE CITY OF NEOSHO, MISSOURI, as follows:

Section 1. That Section 410.110 Final Plat is amended to read as follows:

"A. Form. The final plat shall be clearly and legibly drawn in India ink on tracing cloth. The size of the map shall not be less than twelve (12) inches by eighteen (18) inches. The map of a subdivision containing five (5) acres or less shall be drawn at a scale of one (1) inch equals fifty (50) feet. All other subdivisions shall be drawn at a scale of one (1) inch equals one hundred (100) feet, unless otherwise required by the Commission.

B. Map Contents.

1. Description.

a. Name of the subdivision. The name shall not duplicate, be the same in spelling or alike in pronunciation with any other recorded subdivision.

b. Names of adjacent subdivisions and owners of adjoining parcels of unsubdivided land.

c. Width of subdivider's property, if any, remaining outside the subdivision perimeter.

d. Names and addresses of the subdivider, owner and engineer.

e. Location by section, block, range, township, County, State, United States survey or part thereof it purports to represent.

f. Names of streets within the adjoining plat.

2. Existing conditions.

a. All plat boundaries.

b. Bearings and distances to the nearest established street lines, section corners or other recognized permanent monuments which shall be accurately described on the plat.

c. Municipal, township, County or section lines accurately tied to the lines of the subdivision by distance and bearings.

d. Accurate location of all monuments.

3. Survey data.

a. Length of all arcs, radii, internal angles, points of curvature and tangent bearings.

b. When lots are located on a curve or when side lot lines are at angles other than ninety degrees Fahrenheit (90°F), the width at the building line shall be shown.

c. A digital copy of the plat must be submitted to the City Planner in a *.dwg, *.dxf or *.dgn format.

4. Drafting of plat. Date of preparation, scale of map, north points.

5. Proposals.

a. All easements for right-of-way provided for public services or utilities and any limitations of such easements.

b. All lot numbers and lines, with accurate dimensions in feet and hundredths, and with bearings or angles to street and alley or crosswalk-way lines.

c. Accurate outlines of any areas to be dedicated or temporarily reserved for public use with the purpose indicated thereon.

d. Building setback lines with dimensions.

e. Flood retention plan, including areas of floodway and flood retention basins as designed by engineer.

f. An acknowledgment by the owner that all stormwater detention basins shall be constructed, maintained, and repaired by the owner pursuant to a recorded Private Stormwater Management Maintenance Agreement.

C. Other Information.

1. Protective covenants shall be shown on the plat.

2. City Engineer's certificate as required under Section 410.070(B)(3)(a)(3).

3. Certification shall be furnished from the City Collector that all taxes and assessments have been paid on the land within the proposed subdivision.

4. If a zoning change is involved, certification from the Zoning Commission shall be furnished indicating that the change requested has been approved and is in effect.

5. Certification by a registered civil engineer or surveyor to the effect that the plat represents a survey made by him/her and that all monuments shown thereon actually exist and that their location is correctly shown.

6. An acknowledgment by the owner or owners of his/her or their adoption of the plat and of the dedication of streets and other public areas.

7. An executed Private Stormwater Management Maintenance Agreement."

Note: language which is **bold, underlined** has been added; language which is [~~bracketed, stricken~~] has been removed.

Section 2. That this ordinance shall be in full force and effect from and after its passage.

PASSED BY THE COUNCIL OF THE CITY OF NEOSHO, MISSOURI, this _____ day of _____, 2022, by a vote of _____.

_____
Tyler DeWitt, Mayor

ATTEST:

_____
Cheyenne Wright, City Clerk

APPROVED AS TO FORM:

_____
Jordan L. Paul, City Attorney

City of Neosho CITY COUNCIL AGENDA ITEM

REQUESTED COUNCIL MEETING DATE: September 6, 2022
ITEM: Bill No. 2022-66: Surplus Property-Senior Center, Auditorium and City Hall

ORIGINATING DEPARTMENT: City Clerk
ATTACHMENT:
1. **Bill No. 2022-66 Surplus Property**

PURPOSE:
To dispose of City Property as prescribed by code.

BACKGROUND:
The list of property listed in Bill No. 2022-58 has been removed from found property and property that was owned by various City of Neosho departments that is no longer needed.

RECOMMENDATION:
To authorize the surplus and removal of these items.

BILL NO. 2022-66 **ORDINANCE NO. 337-2022**

AN ORDINANCE OF THE CITY OF NEOSHO, MISSOURI DECLARING CERTAIN PERSONAL PROPERTY AS SURPLUS; AND AUTHORIZING THE CITY MANAGER TO EXECUTE THE APPROPRIATE DOCUMENTS.

WHEREAS, THE CITY OF NEOSHO HAS OBTAINED CERTAIN PERSONAL PROPERTY; AND

WHEREAS, THE CITY OF NEOSHO HAS DEEMED SAID PERSONAL PROPERTY TO BE SURPLUS AND NOT NECESSARY FOR FUTURE CITY NEEDS.

BE IT ORDAINED BY THE COUNCIL OF THE CITY OF NEOSHO, MISSOURI, AS FOLLOWS:

Section 1: That the City of Neosho, Missouri declares the following items of personal property to be surplus:

QTY.	ITEM	DEPARTMENT
1	LifeStyler Cardio FT Exercise Machine Model#831.2876210	Senior Center
1	Schwinn Exercise Bike	Senior Center
1	Jazzy Electric Wheel Chair	Senior Center
1	36X79 Steel Door RH	Senior Center
1	4SWX21DX2S2H Entertainment Center	Senior Center
150	Lights 2x4	Auditorium
1	Soundcraft GB4 Board RWS6692SM151358	Auditorium
1	Story and Clark Piano #382338	Auditorium
1	Sanitare Commercial Upright Vacuum	Auditorium
1	Merlin Enhanced Vision Auto Focus Reader	Golf Course

Section 2. That the City Manager is hereby authorized to execute the appropriate documents on behalf of the City of Neosho.

PASSED BY THE COUNCIL OF THE CITY OF NEOSHO, MISSOURI, this 20th day of September 2022, by a vote of _____.

CITY OF NEOSHO, MISSOURI

_____

Tyler DeWitt, Mayor

ATTEST

_____

Cheyenne Wright, City Clerk

APPROVED AS TO FORM

_____

Jordan L. Paul, City Attorney

City of Neosho CITY COUNCIL AGENDA ITEM

REQUESTED COUNCIL MEETING DATE: September 6, 2022
ITEM: Bill No. 2022-67: Amending Code 300.020 Golf Carts on City Streets

ORIGINATING DEPARTMENT: Police Department
ATTACHMENT:
1. Discussion on Bill No. 2022-34 Code 300.020 Ninety Day Golf Cart Exception

PURPOSE:
Staff seeks Council's approval of Bill No. 2022-67 to amend 300.020-removal of "Golf Cart" from ordinance.

BACKGROUND:
During the 05/15/2022 council meeting, the council removed "golf cart" from 300.020, and wanted a review in 90 Days. On 08/15/2022 the 90 days expired. The ordinance is being brought back to City Council to discuss the outcome of the 90-Day trial. During the 90 day trial there were no issues with golf carts reported.

RECOMMENDATION:
It is the police department's recommendation that "golf cart" is permanently removed from the ordinance.

City of Neosho CITY COUNCIL AGENDA ITEM

REQUESTED COUNCIL MEETING DATE: September 6, 2022
ITEM: Discussion on Bill No. 2022-34 - Ninety Day Golf Cart Exception to Code 300.020

ORIGINATING DEPARTMENT: Police Department
ATTACHMENT:
1. **Bill No. 2022-34 amending Section 300.020 Definitions - motor vehicle RE golf carts**

PURPOSE:
90 Day review of 300.020 removal of "Golf Cart" from ordinance.

BACKGROUND:
During the 05/15/2022 council meeting, the council removed "golf cart" from 300.020, and wanted a review in 90 Days. On 08/15/2022 the 90 days expired. The ordinance is being brought back to City Council to discuss the outcome of the 90-Day trial. During the 90 day trial there were no issues with golf carts reported.

RECOMMENDATION:
It is the police department's recommendation that "golf cart" is permanently removed from the ordinance.

COUNCIL BILL NO. 2022-34 **ORDINANCE NO. 305-2022**

AN ORDINANCE amending Title III Traffic Code, Chapter 300 General Provisions, Section 300.020 Definitions, by temporarily excepting golf carts from the definition of "motor vehicle"; and containing a Sunset clause.

WHEREAS, The Traffic Code currently defines a "motor vehicle" as "any self-propelled vehicle not operated exclusively upon tracks, except farm tractors and motorized bicycles"; and

WHEREAS, The current definition of a motor vehicle includes golf carts; and

WHEREAS, Council desires to temporarily except golf carts from the definition of motor vehicle; and

WHEREAS, Council desires that this temporary exception expire after ninety (90) days.

NOW, THEREFORE, BE IT ORDAINED BY THE COUNCIL OF THE CITY OF NEOSHO, MISSOURI, as follows:

Section 1. That Title III Traffic Code, Chapter 300 General Provisions, Section 300.020 Definitions, "Motor Vehicle" is amended to read as follows: "Any self-propelled vehicle not operated exclusively upon tracks, except farm tractors, motorized bicycles, and golf carts." Golf cart means a motor vehicle that is designed and manufactured for operation on a golf course for sporting or recreational purposes and that is not capable of exceeding speeds of twenty (20) miles per hour.

Section 2. This ordinance is effective on passage and shall remain in effect until Monday August 15, 2022 at 11:59 p.m., unless extended or terminated prior to that date by the City Council.

PASSED BY THE COUNCIL OF THE CITY OF NEOSHO, MISSOURI, this 17th day of May, 2022, by a vote of 7 yes.

Tyler DeWitt, Mayor

ATTEST:

Cheyenne Wright, City Clerk

APPROVED AS TO FORM:

Jordan L. Paul, City Attorney

City of Neosho CITY COUNCIL AGENDA ITEM

REQUESTED COUNCIL MEETING DATE: September 6, 2022
ITEM: Resolution Bill No. 2022-12: Bank Signatories for Sweep Account

ORIGINATING DEPARTMENT: Finance Department
ATTACHMENT:
1. 2022-12 Signatory Approval for Sweep Account

PURPOSE:
The purpose of Resolution Bill No. 2022-12 is to designate new signatories on the City of Neosho sweep account held at First Community Bank.

BACKGROUND:
After approval for the new bank account to be used for ACH, the City of Neosho needs to designate the signors on the FIrst Community Bank sweep account.

RECOMMENDATION:
Staff recommends Council approve Resolution Bill no 2022-12 Bank Signatories for Sweep Account

Resolution Bill No. 2022-12 **Resolution No. 232-2022**

A RESOLUTION OF THE CITY OF NEOSHO, MISSOURI, DESIGNATING NEW SIGNATORIES ON THE CITY OF NEOSHO SWEEP ACCOUNT HELD AT FIRST COMMUNITY BANK.

WHEREAS, the City of Neosho, Missouri, desires to designate what persons are authorized to draw money on behalf of the City of Neosho.

NOW, THEREFORE, BE IT RESOLVED BY THE CITY COUNCIL OF THE CITY OF NEOSHO, MISSOURI, AS FOLLOWS:

Section 1: That two signatures are required on all bank checking accounts. Except for the municipal court account, signature of the City Manager, David Kennedy, and the Mayor, Tyler DeWitt, will be required. In the absence of the City Manager, signature will be required of the City Clerk, Cheyenne Wright. In the absence of the Mayor, signature will be required of the Mayor Pro Tempore, Richard Davidson.

Section 2: All checks drawn against funds of all bank accounts, except for the municipal court account, must be signed by the City Manager, David Kennedy, or in his absence by the City Clerk, Cheyenne Wright, and countersigned by the Mayor, Tyler DeWitt, or in his absence by the Mayor Pro Tempore, Richard Davidson.

Section 3: During the August 16th, 2022 Council Meeting, the City Council approved the use of a Sweep Account for other entities to pay the City of Neosho via ACH transfer.

Section 4: The above-mentioned bank is authorized and directed to honor and pay any and all checks, including ACH transfers, so drawn and when so signed, whether such checks be payable to the order of any officer or employee signing or countersigning said check, and whether said checks are deposited to the credit of the employee or office holder signing or countersigning said checks.

Section 5: This resolution shall be in full force and effect upon approval.

ADOPTED this 6th day of September 2022.

ATTEST **CITY OF NEOSHO, CITY COUNCIL**

_____ _____

City Clerk **Mayor**

APPROVED

_____

City Attorney

City of Neosho CITY COUNCIL AGENDA ITEM

REQUESTED COUNCIL MEETING DATE: September 6, 2022
ITEM: Resolution Bill No. 2022-13: CFDA Recreational Trails Grant

ORIGINATING DEPARTMENT: Development Services Department
ATTACHMENT:
1. 2022-13 Federal Rec Trails Program Grant CFDA-Revised

PURPOSE:
The purpose of this resolution is to establish an authorized person for the High Grounds Bike Preserve grant application.

BACKGROUND:
Clint Dalbom was originally designated the authorized person for this grant but with his resignation, it makes it necessary to establish a new authorized signatory.

RECOMMENDATION:
It is the recommendation of the staff to name Richard Leavens as the authorized person for this grant.

Resolution Bill No. 2022-13 **Resolution No. 233-2022**

A RESOLUTION OF THE CITY OF NEOSHO, MISSOURI, STATING INTENT TO SEEK FUNDING THROUGH THE FEDERAL RECREATIONAL TRAILS PROGRAM CFDA 20.219 AND AUTHORIZING RICHARD C. LEAVENS TO SIGN ALL GRANT APPLICATION DOCUMENTS IN AN ATTEMPT TO SECURE FUNDING.

WHEREAS, the Neosho Parks Department is applying for federal assistance from the Recreational Trails Program for the purpose of Morse Park Bicycle Trails.

NOW THEREFORE, BE IT ORDAINED BY THE CITY COUNCIL OF THE CITY OF NEOSHO, MISSOURI, AS FOLLOWS:

1. Richard C. Leavens, Development Services Director is authorized to sign the application for federal assistance and any other official project documents that are necessary to obtain such assistance.

2. The Neosho Parks Department currently has a total City project match of $64,800.00, which will constitute the City's portion of the cost-share. The City's percentage match for this cost share is 39.31%.

3. In the event a grant is awarded, the Neosho Parks Department will commit the necessary financial resources to operate and maintain the completed project in a safe and attractive manner for public access for 25 years.

4. In the event a grant is awarded, the Neosho Parks Department is prepared to complete the project within the time period identified on the signed project agreement.

5. In the event a grant is awarded, the Neosho Parks Department will comply with all rules and regulations of the Recreational Trails Program, applicable Executive Orders and all state laws that govern the grant applicant during the performance of the project.

ADOPTED this 6th day of September 2022.

ATTEST **CITY OF NEOSHO, CITY COUNCIL**

_____ _____

City Clerk **Mayor**

APPROVED

_____

City Attorney

City of Neosho CITY COUNCIL AGENDA ITEM

REQUESTED COUNCIL MEETING DATE: September 6, 2022
ITEM: Private Stormwater Management Maintenance Agreement

ORIGINATING DEPARTMENT: Development Services Department
ATTACHMENT:
1. CON form - Private Stormwater Management Maintenance Agreement

PURPOSE:
The purpose of this agenda item is to establish a formal agreement between the city and subdivision developers regarding the ongoing maintenance responsibilities involving stormwater retention basins.

BACKGROUND:
The City of Neosho does not accept the maintenance of stormwater detention basins in new subdivisions. This agreement establishes the formal duties and responsibilities of the city and the developer prior to the city accepting the subdivision final plat.

RECOMMENDATION:
City staff recommends that council accept usage of the Stormwater Management Maintenance Agreement.

PRIVATE STORMWATER MANAGEMENT MAINTENANCE AGREEMENT

THIS AGREEMENT is made this _____ day of _____ 20___ ("the Effective Date"), by and between the City of Neosho, Missouri ("City"), and _____ ("Owner"), and with City and Owner being referred to collectively as "the Parties."

WHEREAS, Owner has requested that City approve a final plat for property which Owner owns or uses for private stormwater management; and

WHEREAS, the private stormwater management is located in the subdivision known as [NAME OF THE SUBDIVISION], the plat for which is recorded in Plat Book _____ at Page _____ of the Newton County Land Records ("the Plat"); and

WHEREAS Section 410.110 Final Plat of the City Code requires that the Owner execute a Private Stormwater Management Maintenance Plan as a condition of approval of the final plat.

NOW, THEREFORE, in exchange for valuable consideration each received from the other, the receipt and sufficiency of which is hereby acknowledged, the Parties do hereby agree as follows:

1. The Facilities. Owner agrees that it shall provide for the adequate construction, maintenance, and repair of the stormwater detention basins depicted on the plat ("the Facilities"). Adequate construction, maintenance, and repair means keeping the Facilities and all components thereof in good working condition so that they continue to perform their design functions, which shall be determined at City's sole discretion. Owner shall maintain the Facilities in compliance with the City Code, including mowing as necessary.

2. Inspections. Owner agrees to perform routine inspections to ensure that the Facilities are in good working condition and continuing to perform their design functions. Inspections shall be conducted on an annual basis, at a minimum.

3. Right of Entry. Owner hereby grants to City, its employees, and agents, the right of entry at reasonable times and in a reasonable manner for the purpose of inspecting, constructing, maintaining, and repairing the Facilities.

4. Right to Cure. If City inspects the Facilities and finds that Owner has failed to adequate construct, maintain, or repair the Facilities, City may order Owner to perform the work within ten (10) days. In the event that Owner failed to perform the work within the specified time, City may exercise its right of entry and take whatever reasonable steps it deems necessary to construct, maintain, or repair the Facilities. However, nothing in this Agreement, including the foregoing, shall create any liability, obligation, or responsibility by City, including to construct, maintain, or repair the Facilities.

5. Recovery of Costs. Owner shall reimburse City for any costs incurred pursuant to paragraph 4 herein. If Owner fails to pay City for any such costs within thirty (30) days of written notice, City may file suit to recover said costs, as well as its reasonable attorney's fees and

expenses. In addition to any other remedies, any judgment will attach as a lien to the subdivision described in the Plat.

6. Amendments. The covenants and obligations herein contained are the full and complete terms of this Agreement, and no alteration, amendments, or changes to such terms shall be binding unless first reduced to writing and executed with the same formality as this Agreement.

7. Assignment. This Agreement, including payment hereunder, shall not be sub-let, assigned, or otherwise disposed of, except with the prior written consent of City.

8. Attorney's Fees and Expenses. If City files suit in order to enforce any term of this Agreement and is the prevailing party, Owner shall be liable for City's reasonable attorney's fees and expenses. In no event shall City be liable for Owner's reasonable attorney's fees and expenses.

9. Binding Effect. This Agreement shall be binding upon the parties hereto, their heirs, executors, administrators, legal representatives, successors, and assigns, and shall be binding in the event of the death or legal disability of the parties. Provided, however, that nothing in this paragraph shall be construed as a consent by City to any assignment of this Agreement or any interest therein by Owner. This Agreement shall be recorded in the Recorder's Office and shall run with the land and bind all successor owners of any real estate described above.

10. Choice of Law and Venue. This Agreement has been made, and its validity, performance and effect shall be determined, in accordance with the laws of the State of Missouri and venue for litigation between the parties shall be solely and exclusively in Newton County, Missouri.

11. Compliance with laws. Owner shall observe and comply with all Federal, State, and local laws and ordinances.

12. Entire Agreement. This Agreement (including any Exhibits) contains the entire understanding of the parties with respect to the subject matter hereof. It may not be altered or amended except by an agreement in writing signed by both parties.

13. Headings. The headings of paragraphs in this Agreement are for convenience only. The headings form no part of this Agreement and shall not affect its interpretation.

14. Indemnification. Owner hereby assumes all risk of, and responsibility for, and agrees to indemnify and save harmless City, from and against any and all claims, demands, suits, actions, recoveries, judgments, costs, and expenses, including reasonable attorney's fees and expenses, therewith made, brought or obtained on account of the loss of life or property or injury or damage to the person or property of any person or persons whomsoever, whether such person or persons be Owner, its agents or employees, or City, its agents or employees, or any third-person, which loss of life or property, or injury or damage to persons or property, shall be due to, or arise out of, result from, or be in any way connected with, this Agreement or the Facilities, except to the extent arising from or caused by the sole or gross negligence or willful misconduct of City, its agents or employees.

15. Representations. The signatories hereto represent and warrant that they have read this Agreement, that they are fully authorized in the capacities shown, that they understand the terms of this Agreement, and that they are executing the same voluntarily and solely for the consideration described herein.

16. Severability. If any of the provisions of this Agreement shall be construed to be invalid or illegal, the legality or validity of the other provisions of this Agreement shall not be affected thereby. Any illegal or invalid provision of this Agreement shall be severable and any other provisions shall remain in full force and effect.

17. Waiver. Waiver of any provision of this Agreement or breach of this Agreement shall not thereafter be deemed to be a consent by the waiving party to any further waiver, modification or breach by the other party, whether new or continuing, of the same or any other covenant, condition or provision of this Agreement. Failure by one of the parties to this Agreement to assert its rights for any breach of this Agreement shall not be deemed a waiver of such rights.

IN WITNESS WHEREOF, the Parties have executed this Agreement as of the Effective Date.

CITY OF NEOSHO, MISSOURI	[OWNER]
_____	_____
David Kennedy, City Manager	By:
	Its: authorized representative

ATTEST:

_____

Cheyenne Wright, City Clerk

ACKNOWLEDGMENT

STATE OF MISSOURI)
) ss.
COUNTY OF _____)

On this _____ day of _____ 20___ before me personally appeared [NAME], authorized representative and member of [LLC], a Missouri limited liability company, personally known to me to be the person who executed the foregoing Private Stormwater Management Maintenance Agreement as Grantor and acknowledged to me that they executed the foregoing instrument as their free act and deed as authorized representative and member of [LLC], a Missouri limited liability company.

IN TESTIMONY WHEREOF, I have subscribed my name and affixed my official seal in the city or county and State aforesaid, on the day and year above written.

_____
Notary Public

My Commission Expires:

City of Neosho CITY COUNCIL AGENDA ITEM

REQUESTED COUNCIL MEETING DATE: September 6, 2022
ITEM: Electric Vehicle Charging Stations

ORIGINATING DEPARTMENT: Development Services Department
ATTACHMENT:
1. Charging Station Information

PURPOSE:
The purpose of this agenda item is to determine the council's interest in pursuing electric vehicle charging stations.

BACKGROUND:
Liberty Utilities will be offering a grant program for pay-to-charge electric vehicle charging stations. The application process for this grant will open on September 7, 2022, and be limited to 3 to 10 units per grant. If awarded, the city would incur a one-unit per-one-time fee and a reoccurring monthly fee for the life of the charger based on the type of charger. The end user would pay a fee per kilowatt hour based on the time of day the charging was done.

RECOMMENDATION:
It is the recommendation of staff that the council authorize the application for three level 2 charging units.

City of Neosho
203 E. Main Street
Neosho, MO, 64850
417 / 451-8050 phone
417 / 451-8065 facsimile

August 30, 2022

Electric Vehicle Charging Station Information

Project Sponsor: Liberty Utilities
Contact: Derrick Shadwick
Phone: 417.317.4298

Liberty is receiving a grant to offer reduced cost Level 2 and Level 3 Electric Vehicle Charging Stations. They will have funding for about 60 +/- "pay at the pump" charging units for Liberty customers. The grant will open for applications on September 7, 2022.

- There is no up front costs to apply for these grants
- The maximum number of charging stations that can be requested is 10.
- The minimum number to awarded is 3. The units must be in the same location.

Level 3 Charging Units

Level 3 charging units are more expensive and are limited to areas that are near to high traffic areas like interstate or state highways and would most likely not be awarded unless they were to be placed within close proximity to the interstate in an area easily accessed by interstate/state highway traffic.

Each Level 3 unit would have an initial cost of $1,000.00 each with a recurring cost of $215.65/mo. for 50kw units and $290.64/mo. for 150kw units. Unit monthly rates are perpetual. The cost of charging would be tied to the time of day and how much energy is consumed.

- 23 cents per kilowatt hour – 12 pm to 10 pm
- 21 cents per kilowatt hour – 6 am to 12 pm
- 19 cents per kilowatt hour – 10 pm to 6 am

Level 3 Charging Units

Level 2 charging stations would be more practical for in town Neosho such as city owned parking lots. Each unity is capable of charging two vehicles simultaneously and would require access to the appropriate electrical services and safety features (lighting, visibility, etc.).

Each Level 2 unit would have an initial cost of $750.00 each with a recurring cost of $43.83/mo. per unit. The unit monthly rates are perpetual. The cost of charging would be tied to the time of day and how much energy is consumed.

- 18 cents per kilowatt hour – 12 pm to 10 pm
- 16 cents per kilowatt hour – 6 am to 12 pm
- 14 cents per kilowatt hour – 10 pm to 6 am

City of Neosho CITY COUNCIL AGENDA ITEM

REQUESTED COUNCIL MEETING DATE: September 6, 2022
ITEM: FY2023 Fuel RFP

ORIGINATING DEPARTMENT: Public Works Department
ATTACHMENT:
1. RFP Fuel 2023 Proposals

PURPOSE:
To seek the Council's approval of the vendor list for the purchase of diesel and gasoline on an as-needed basis.

BACKGROUND:
In the past, staff has secured bid pricing on a hypothetical date to compare surcharges and costs from different vendors and then award a single vendor the right to provide fuel. It has come to our attention that the best practice for purchasing fuel is with daily price quotes and selecting the lowest price from a list of approved vendors.

Staff created and sent out multiple requests for proposals (RFP) and received 3 back. The criteria for the selection is based on experience and past record.

Shepherd Oil, 72 years in operation for providing fuel and oil. We have had a good working relationship with the current sales rep.

MFA Oil, has 95 years of operation for providing fuel and oil. We've used MFA many times in the past for our fuel needs and were very satisfied with their performance.

Offen Oil, 85 years in operation for providing fuel and oil. The local Offen office in Mt Vernon is formally known as Ozark Mountain. We've done business many times in the past with Ozark Moutain and never had any issues.

RECOMMENDATION:
Staff recommends council approve all three vendors for the purposes of purchasing fuel at the lowest cost on a daily price quote.

City of Neosho
203 E. Main St.
Neosho, MO 64850
(417) 451-8050 phone
(417) 451-8065 fax
www.neoshomo.org

August 17th, 2022

RE: INVITATION TO SUBMIT PROPOSAL

To Whom It May Concern:

Enclosed you will find an invitation to submit a proposal on services for the City of Neosho. The invitation is self-explanatory.

The RFP packet is for the 2023 Fuel Annual proposal described as follows.

The City of Neosho invites you to bid on the 2023 Fuel Annual proposal.

If you have any questions, feel free to contact our office.

Thank you,

Nate Siler
Public Works Director
417-451-8071

INSTRUCTIONS TO BIDDERS

The City of Neosho, Missouri will accept sealed RFP's until the opening at 10:00 AM, August 31st, 2022, at the office of the City of Neosho ATTN: City Clerk, 203 E Main St, Neosho, MO 64850. The opening will be for the following item(s):

The RFP packet is for: The 2023 Fuel Annual Proposal. Specifications and instructions are listed in the Fuel Annual Proposal Specifications included in this document.

The City of Neosho retains the right to refuse proposals for the 2023 Fuel Annual Proposal.

Sealed bid envelopes are to be marked: **2023 Fuel Annual Proposal**
Questions concerning the specifications and bid procedure should be directed to Nate Siler, 200 Nelson Ave, Neosho, MO 64850. 417-451-8071.

*Missouri Prevailing Wage Rate Applies No

A copy of the Missouri Prevailing Wage Rate is attached No
***HB 1729 Prevailing Wage

The City reserves the right to reject any or all bids and to accept the best bid.

Thank you,

Nate Siler
Public Works Director
Neosho, MO

City of Neosho
200 Nelson Ave.
Neosho, MO, 64850
417-451-8071 phone
417-451-8074 facsimile
www.neoshomo.org

The City of Neosho invites proposals from qualified producers and suppliers of Unleaded fuel and Diesel fuel to submit daily fuel pricing for the year starting October 1, 2022, to September 30, 2023.

The City of Neosho intends to select up to three vendors for the purchase of bulk fuel as needed. The City's estimated, but in no way guaranteed or warranted, annual consumption and refueling are specified under Proposal Information, Equipment Services on page 2 of this RFP. As needed, the City will contact the successful vendors for their daily fuel prices and award that particular purchase to the lowest bidder as calculated using the criteria specified under Proposal Information, Market Fuel Price on page 2 of this RFP. The sealed proposal packaged will be accepted until 10:00 A.M. on August 31st, 2022, and should be addressed to:

Attn: Cheyenne Wright
FY 2023 Fuel RFP
203 E. Main
Neosho, MO 64850

It is the responsibility of the respondent to inspect the current fueling facilities, system, and equipment (should they so desire) in preparation for their proposal. Proposals received after the date and time specified will be considered void and unacceptable. The City of Neosho is not responsible for the lateness of the mail carrier, etc., and the time/date stamp at Neosho City Hall shall be the official time of receipt.

Proposals cannot be altered or amended after the closing date. Proposals will be publicly opened, but not read aloud. Proposals shall remain valid for a period of 90 days from the date the proposal is made public. The request for a proposal does not commit the City of Neosho to award vendor approval, to pay any cost incurred in the preparation of a proposal, or to procure or contract for service.

Scope of Work:
The intent of this request for proposal (RFP) is to provide offerors with sufficient information to prepare a proposal for supplying Unleaded and Diesel fuels for City of Neosho use at location, 200 Nelson Ave. The vendor selection shall become effective pending Council approval and shall remain in effect for one (1) year, from October 1, 2022, to September 30, 2023.

The evaluation criteria will be:

A. Qualifications/references of offeror – 30%
B. Experience – 30%
C. Equipment and Services of offeror – 20%
D. Business and technical support of offeror – 20%

Confidentiality:

City of Neosho
200 Nelson Ave.
Neosho, MO, 64850
417-451-8071 phone
417-451-8074 facsimile
www.neoshomo.org

Any material that is considered confidential in nature must be clearly marked as such and will be treated as confidential by the City of Neosho to the extent allowable under the Open Records Act.

Proposal Information:

A. Qualifications/experience/references

Give your principal location address along with all other service locations (include a contact name and phone number).

References

B. Equipment and Services.

The exact quantities of each item are not known and will be based on our best estimate. Orders will be for full tanker loads of 8,000 gallons, or as close to 8,000 as possible, divided between unleaded and diesel. Previous annual usage has been 35,000 gallons of Unleaded and 21,000 gallons of #2 Diesel. There shall be no penalties in the price for failure to meet any specific quantity. Price quotes are to be figured with a payment of NET 30 DAYS unless you offer better payment terms in your quote. Please give the cost per gallon, above the terminal price, which includes all taxes, fees, and freight charges.

C. Business and Technical Support.

Describe how fuel delivery/logistics is handled and the time frame for fuel to be delivered for standard and emergency situations.

By submitting a proposal, the Supplier will ensure that the Unleaded and Diesel fuel delivered meets or exceeds the following minimum specification:

Unleaded Regular Fuel (87 Octane Top Tier)
Premium Diesel with Stabilizer, Rust Inhibitor - Winter fuel Antifreeze and Anti Gel Additives. Please provide an additive specification sheet.

D. Market Fuel Price

The offeror will submit daily quotes to the City of Neosho once selected. These fuel quotes must include all applicable taxes and fees for Unleaded and Diesel fuel.

Fuel Price
Differential 'Margin Cost'
Delivery Cost
Missouri Inspection Fee
MO Neosho City Sales Tax

City of Neosho
200 Nelson Ave.
Neosho, MO, 64850
417-451-8071 phone
417-451-8074 facsimile
www.neoshomo.org

MO Newton Co. Sales Tax

Superfund/Oil Spill Fee
Other Fees/Taxes (itemize)
Total Fees & Taxes

Total Unleaded Price including Fees/Taxes
Total Diesel Price including Fees/Taxes

The City of Neosho is exempt from the State Sales Tax and Federal Excise Tax, and the proposal price shall not include these taxes.

The City of Neosho reserves the right to accept or reject any or all proposals because of this request, to negotiate with all qualified sources, or to cancel, in part or in entirety, the Request for Proposal if found in the best interest of the City of Neosho. All proposals become the property of the City of Neosho.

The City of Neosho shall not be responsible for any verbal communication between any employee of the City or City Official and a potential firm. Only written and properly submitted proposals will be considered.

During the evaluation process, the City of Neosho reserves the right, where it may serve the City of Neosho's best interest, to request additional information or clarification from proposers.

Only upon awarding and finalization of a contract will proposals be opened for public inspection (except for trade secrets and confidential information which the Vendor identifies as proprietary).

Proposers should be aware that the RFP and the contents of the successful proposal will become a part of any subsequent contractual document that may arise from this RFP. In case of a discrepancy between the RFP and the Offeror's proposal, the RFP will rule.

The City of Neosho will not accept any contract terms that require pre-payment for fuel.

No oral statement of any person shall modify or otherwise change, or affect the terms, conditions, or specifications stated in the resulting contract. Shall there be a change in the ownership or management, the Contract shall be canceled unless a mutual agreement is reached with the new owner or manager to continue to contract with its present provisions and prices. The Contract is nontransferable by either party.

Offerors are advised that all contracts are subject to all legal requirements provided in the City Charter and/or applicable City Ordinances, State, and Federal Statutes.

The City of Neosho operates and is funded on a fiscal year basis; accordingly, the City of Neosho reserves the right to terminate, without liability, any contract for which funding is not available.

City of Neosho
203 E. Main St.
Neosho, MO 64850
(417) 451-8050 phone
(417) 451-8065 fax
www.neoshomo.org

Bid packets mailed or emailed to the following vendors for BIDS:

MFA OIL Company: Jason Bond
13953 Penn Lane
Neosho, MO 64850
417-389-4483
jbond@mfaoil.com

Offen Petroleum: Ian James
1150 E Industrial Rd
Mount Vernon 65712
417-205-8084
ijames@offenpetro.com

Empire Energy, LLC: Krystal
943 East Highway 76
Branson, MO 65616
417-334-3940
krystal@empireenergycompany.com

Shepard Oil: Mark Cupps
1831 S. Main St.
Blackwell, OK 74631
417-444-3378
mark@shepherdoil.com

8/30/2022

Nate Siler
City of Neosho

Mr. Siler

We appreciate the opportunity to participate in this years Solicitation for your supply of gasoline and diesel.

As a best-in-class fuel supply and logistics provider, Offen Petroleum was one of the first in the petroleum industry to help clients manage their energy supply chain. Offen creates a profile for each of its client's sites based on fuel usage patterns and other strategic objectives. Using technology and data aggregation, we purchase fuel on behalf of all our clients at the least available cost.

Offen Petroleum exemplifies the meaning of high-touch, passionate, personal service. Our team is grateful for the opportunity to provide a superior customer experience while cultivating long term relationships with you.

We look forward to hearing from you soon.

Sincerely,

Ian James

Strategic Account Manager
Direct: 417-205-8084
ijames@offenpetro.com

Offen Petroleum went to market for a specialized team with extensive knowledge in Government procurement, delivery requirements, and operational expectations specific to Municipalities, State, and Federal entities.

With our Government Team, customer retention, and focus on execution, our dedicated Government response network is now 30+ Terminal Markets from Missouri to Salt Lake City, 203 Offen Owned delivery fleet, and 2.1 Billion gallons annually. This makes us the largest user of fuel in the intermountain and mid west regions. A visual picture of our locations is provided, however, Government Operation is headquartered at the Colorado locations along with our Transportation, Lubricant, DEF, and Accounting teams.

With our team experience, we provide decades of positive relationships and execution with members of FEMA and State Officials for operational execution during any disruption.

We are driven to be the primary awarded vendor and remove the 'middle man' costs of national competitors. We use our trucks and inventory to support our back yard communities.

We offer real time energy management, transparency, optimization and personalized solutions .

Supply Reliability

Fueling Efficiency

OFFEN PETROLEUM

Offen Petroleum has been in operation for over 85 years and has developed into the largest distributor in the Rocky Mountain and Inter-Mountain West region. We've grown from 3 Offices to 5 via acquisition of DAT's, Ozark and Overland Petroleum. We believe, as local Coloradan's, our success in Retail and Commercial sectors should help our local tax dollars and employees with superior economic rack price reductions provided to our Government sector.

Who is Offen to Suppliers and how can we obtain the reductions? Offen is:

- ***1st call distributor for top refiners who control PADD 4***
  - Offen's top three supplier relationships produce ~44% of PADD 4 supply
  - Offen is the #1 distributor for two of the three largest refiners, Sinclair and Suncor
  - Suppliers trust Offen to manage "day deals" without disrupting the market dynamics

PADD 4 REFINER OUTPUT (1)

Refiner	Refiner % of PADD 4 Fuel Supply	Offen % of Refiner's PADD 4 Fuel Production
Sinclair	16%	20%
SUNCOR	14%	15%
HOLLYFRONTIER	14%	12%
Other	56%	4%

2.1 Billion Gallons

20 years of consecutive organic volume growth

225 team members

24/7/365 Operations Center

~1050+ customers 95%+ customer retention

153 total delivery fleet

One of Offen's key cultural beliefs is to understand the value of relationships. We want to build strong and long-lasting relationships with both our buyers and suppliers knowing that being a fair and loyal partner gives us the ability to spread value in both directions over the long term. Below is a snapshot of some of those key partnerships.

Who is Offen as a Client?

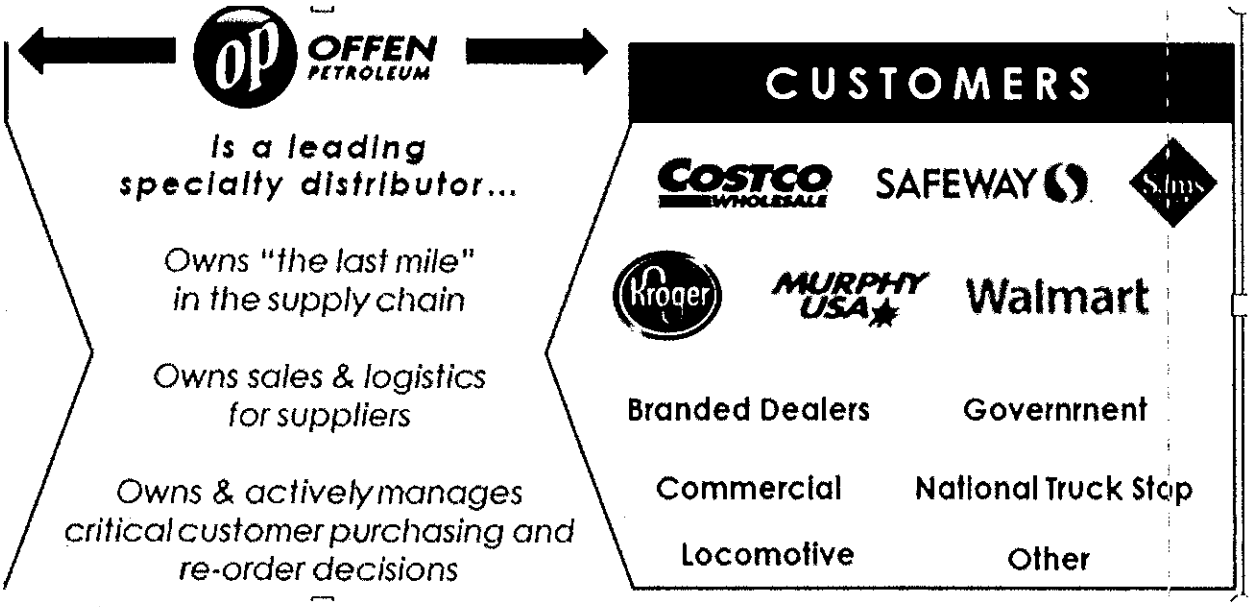

** References for Government Agencies Have been listed on in our Statement of Interest and Qualifications **

Offen's team of 100+ experienced drivers combined with longstanding supply relationships, modern fleet, scalable processes and systems, and best-in-class team, will continue to safely deliver superior levels of customer service and a full slate of motor fuel product offerings.

Offen Petroleum's Transportation division is a premier fuel carrier across the Intermountain West. We are dedicated to making safe, on time, accurate, and efficient deliveries of Diesel Fuel, Gasoline, Lubricants and DEF. Our highly trained, skilled and precise staff of drivers are best-in-class in the petroleum transportation industry. They are responsible for the safe delivery of hundreds of millions of gallons annually. Our goal is to provide the right fuel into the right tank at the right time, every time.

The Offen Fleet is comprised of equipment that is up to date and includes some of the latest technology. The Company is proud to provide clean, safe, and dependable equipment for its driving team. The majority of the power units are classified as low emissions emitting vehicles and have state of the art onboard monitoring equipment to track Co2 emissions. This equipment also tracks the drivers' Hours of Service, Fuel Mileage, truck and driver performance,. which assists with accurate and timely deliveries. We operate over 100 transport units including fuel transports, tank wagons, DEF transports, Lubricant delivery trucks and Warehouse vehicles.

Offen Petroleum is a proud and active member of the Colorado Motor Carriers Association and the Colorado Wyoming Petroleum Marketers Association.

August 30,2022

City of Neosho
Attn: Cheyenne Wright
203 East Main
Neosho, MO 64850

Re: FY 2023 Fuel RFP

Dear City of Neosho,

MFA Oil appreciates the opportunity to bid on your business. Enclosed is our proposal in the format you lined out in your invitation dated August 17, 2022.

Sincerely,

Jason Bond
Plant Manager

2. Growmark Energy
   Ray Phillips, Account Manager
   417-536-6887
   rayphillips@growmark.com

3. Holly Frontier/Sinclair
   Dan Justin, Account Manager
   913-233-7312
   daniel.justin@sinclairoil.com

B. Equipment and Services

MFA Oil understands that the usage estimates are subject to change with the city's fuel usage and agrees with your NET 30-day terms. Price is discussed in section D of your invitation for proposal. But here is our price above the terminal price that does include applicable taxes and freight as of August 30, 2022.

87 Octane Top Tier Gasoline	$0.2059
Premium Clear Diesel Fuel	$0.2098

C. Business and Technical Support

Fuel delivery in transport quantities is delivered next business day and same day if it is not a period of high fuel demand. We can work in rush deliveries if needed due to MFA Oil utilizing 34 common carriers across our market area.

For emergencies that require immediate delivery we can deliver in less than transport quantities by utilizing our tankwagons that are based in Neosho and many cities across Missouri, southeast Kansas, Northeast Oklahoma, and Arkansas. This fuel could come from the terminal or delivered from our local bulk plants like the one in Neosho.

Government entities during an emergency are number two in our hierarchy. Number one is immovable livestock. Since immovable livestock usually associates with propane, you can rest assured that your emergency needs will be taken care of.

Attached are our specification sheets for our summer and winter blends of diesel fuel additive. This additive is injected at the terminal and not poured into the tank to ensure a proper blend.

D. MFA Oil agrees to submit daily quotes to the City of Neosho and will include all applicable taxes and fees for Unleaded and Diesel Fuel. And further understands that the City of Neosho is exempt from State Sales Tax and Federal Excise Tax.

SAFETY DATA SHEET

Revision: 03/31/2021

MidContinental Chemical Company, Inc.

1. PRODUCT AND COMPANY IDENTIFICATION

Product Name:

Company Name:

BOSS Performance Diesel Additive - Summer

Web Site Address:
Emergency Contact:

MidContinental Chemical Company, Inc.
1802 East 123rd Terrace
Olathe, Kansas 66061-5876 USA
www.mcchemical.com
CHEMTREC

Phone Number:
(913) 390-5556

24 Hour Emergency Number:
(800) 424-9300

Recommended use:

Fuel Additive

2. HAZARDS IDENTIFICATION

Classification of the Substance or Mixture:

Flammable liquids: Category 4
Acute Toxicity (Oral): Category 4
Acute Toxicity (Skin): Category 4
Acute Toxicity (Inhalation): Category 4
Skin Corrosion / Irritation: Category 2
Serious Eye Damage / Eye Irritation: Category 1
Aquatic Toxicity (Chronic): Category 2
Carcinogenicity: Category 1B
Aspiration Toxicity: Category 1

Risk Phrases:

R20: Harmful by inhalation.
R21: Harmful in contact with skin.
R22: Harmful if swallowed.
R38: Irritating to skin.
R37: Irritating to respiratory system.
R41: Risk of serious damage to eyes.
R45: May cause cancer.
R51 / 53: Toxic to aquatic organisms, may cause long-term adverse effects in the aquatic environment.
R65: Harmful: may cause lung damage if swallowed.

Signal Word: **Danger**

Pictogram:

GHS Hazard Phrases:

H227: Combustible liquid.
H302: Harmful if swallowed.
H304: May be fatal if swallowed and enters airways.
H312: Harmful in contact with skin.
H315: Causes skin irritation.
H319: Causes serious eye irritation.
H333: May be harmful if inhaled.
H335: May cause respiratory irritation.
H350: May cause cancer.
H411: Toxic to aquatic life with long lasting effects.

Flammable Properties and Hazards:	Thermal decomposition products may include C, CO, CO2, H2O, organic vapors. Use water spray to keep fire-exposed containers cool.

6. ACCIDENTAL RELEASE MEASURES

Protective Precautions, Protective Equipment and Emergency Procedures:	Ventilate area of leak or spill. Wear appropriate personal protective equipment as specified in Section 8. Isolate hazard area. Keep personnel removed and upwind of spill. Eliminate all ignition sources. Keep unnecessary and unprotected personnel from entering.
Environmental Precautions: Steps to be Taken in Case Material is Released or Spilled:	**Initial Containment:** Eliminate all sources of ignition - heat, sparks, flame, electricity, and impact. Contain spilled material with dikes or absorbents. Do not allow material to enter soil, surface water, or sewer system. Stop the source of the leak if it is safe to do so. Take up small spills with absorbent pads. Large spills may be taken up with pump or vacuum. **Miscellaneous:** Report spills to local authorities and / or the U.S. Coast Guard's National Response Center at (800) 424-8802 as appropriate or required.

7. HANDLING AND STORAGE

Precautions to be Taken in Handling:	Avoid contact with eyes. Avoid prolonged or repeated contact with skin. Avoid breathing vapors or spray mists. Keep away from food and drinking water. Secure container after each use. Store in a cool dry, secure area. Keep out of reach of children. Protect containers against physical damage.
Precautions to be Taken in Storing:	Store in a tightly closed container. Store in a cool, dry, well-ventilated area.
Other Precautions:	**Container Warnings:** Empty containers contain residue (solid, liquid, and / or vapor) and can be dangerous. Empty containers should be completely drained, properly closed and promptly returned to a drum reconditioner or disposed of properly.

8. EXPOSURE CONTROLS / PERSONAL PROTECTION

Exposure Guidelines:

- Naphthalene: OSHA PEL: 10 ppm, 50 mg/m3, OSHA TWA: 10 ppm, 50 mg/m3, ACGIH TWA: 10 ppm, 52 mg/m3, OSHA STEL: 15 ppm, 75 mg/m3, ACGIH STEL: 15 ppm, 79 mg/m3
- Trimethylbenzene: OSHA TWA: 25 ppm, 125 mg/m3, ACGIH TWA: 25 ppm, 123 mg/m3
- 1,2,4-Trimethylbenzene: ACGIH TWA: 25 ppm
- Solvent Naphtha, Petroleum, Light Arom.: OSHA TWA: 500 ppm
- Xylene: OSHA TWA: 100 ppm / ACGIH TWA: 100 ppm / OSHA STEL: 150 ppm / ACGIH STEL: 150 ppm

Respiratory Equipment (Specify Type):	Under normal use conditions, with adequate ventilation, no special handling equipment is required. In poorly ventilated areas, emergency situations or if exposure levels are exceeded, use NIOSH approved full face respirator.
Eye Protection:	Wear safety glasses with side shields (or goggles) and a face shield.
Skin Protection:	Wear long sleeves to prevent repeated or prolonged skin contact. Wear protective, chemical gloves to minimize skin contamination. When prolonged or frequently repeated contact could occur, use protective clothing impervious to this material. Wash hands thoroughly after handling.
Engineering Controls (Ventilation etc.):	Provide exhaust ventilation or other engineering controls to keep the airborne concentrations of vapors or particles below their respective threshold limit value. Ensure that eyewash stations and safety showers are proximal to the work-station location.

9. PHYSICAL AND CHEMICAL PROPERTIES

Form:	Liquid
Appearance:	Light orange & transparent
Color:	1.5
Odor:	Aromatic hydrocarbon
Odor Threshold:	Not measured

PBT/VPvB Assessment: No data available.
Other Adverse Effects: No data available.

13. DISPOSAL CONSIDERATIONS

Waste Disposal Method: Under the CERCLA / RCRA regulations currently in effect, this material is regulated as a hazardous waste or material. Therefore, it must be disposed of in a "permitted" hazardous waste facility in compliance with EPA and/or other applicable local, state and federal regulations.

14. TRANSPORT INFORMATION

UN Number: NA1993
Packing Group: III
UN Proper Shipping Name: Combustible Liquid, n.o.s. (Contains petroleum naphtha, 2-Ethylhexylnitrate)
Land Transport ADR/RID and GGVS/GGVE (Cross Border / Domestic)
Transport Hazard Class(es): 3
Maritime Transport IMDG/GGVSea
Transport Hazard Class(es): 3
Marine Pollutant: YES
Air Transport ICAO-TI and IATA-DGR
Transport Hazard Class(es): 3

Note: Combustible liquids including reclassified combustibles are not DOT regulated in quantities 119 gallons or less when shipped ground via freight. Exception CFR 173.150(f)(2): combustible liquids. This exception does not apply to transportation by vessel, aircraft or package shipping services.

15. REGULATORY INFORMATION

EPCRA 311/312 Categories:
1. Immediate (Acute) Health Effects: Yes
2. Delayed (Chronic) Health Effects: Yes
3. Fire Hazard: Yes
4. Sudden Release of Pressure Hazard: No
5. Reactivity Hazard: Yes

New Jersey Right to Know List:
1,2,4-Trimethylbenzene, CAS #95-63-6, < 0.5 %.
Naphthalene, CAS # 91-20-3, < 1.0 %.
Xylene, CAS # 1330-20-7, < 0.5 %.

Pennsylvania Right to Know List:
1,2,4-Trimethylbenzene, CAS #95-63-6, < 0.5 %.
Naphthalene, CAS # 91-20-3, < 1.0 %.
Xylene, CAS # 1330-20-7, < 0.5 %.

Canadian Disclosure List
2-Ethylhexanol (104-76-7)
1,2,4-Trimethylbenzene (95-63-6)

CERCLA Hazardous Substances
Naphthalene (91-20-3) -- RQ 100 Lb
Xylene (1330-20-7) -- RQ 1000 Lb

RCRA Hazardous Substances
Naphthalene (91-20-3) -- RCRA Code: U165
Xylene (1330-20-7) -- RCRA Code: U239

Title V
1,2,4-trimethylbenzene (95-63-6)
Naphthalene (91-20-3)
Xylene (1330-20-7)

SAFETY DATA SHEET

Revision: 09/21/2020

MidContinental Chemical Company, Inc.

1. PRODUCT AND COMPANY IDENTIFICATION

Product Name: Boss Performance Diesel™ Additive – All Season

Company Name: MidContinental Chemical Company, Inc.
1802 East 123rd Terrace
Olathe, Kansas 66061-5876 USA

Phone Number: (913) 390-5556

24 Hour Emergency Number: (800) 424-9300

Web Site Address: www.mcchemical.com
Emergency Contact: CHEMTREC
Recommended use: Diesel additive

2. HAZARDS IDENTIFICATION

Classification of the Substance or Mixture:
Flammable liquids: Category 3
Oxidative liquids: Category 2
Acute toxicity – oral: Category 5
Acute toxicity – dermal: Category 4
Acute toxicity – inhalation: Category 4
Skin irritant: Category 2
Serious eye irritation: Category 2A
Carcinogenicity: Category 2
Reproductive toxicity: Category 2
Aspiration toxicity: Category 1
Aquatic toxicity – chronic: Category 2

Label Elements:

Signal Word: Danger

Pictogram:

GHS Hazard Phrases:
H226: Flammable liquid and vapor.
H272: May intensify fire; oxidizer.
H303: May be harmful if swallowed.
H304: May be fatal if swallowed and enters airways.
H312: Harmful in contact with skin.
H315: Causes skin irritation.
H319: Causes serious eye irritation.
H332: Harmful if inhaled.
H351: Suspected of causing cancer.
H361: Suspected of damaging fertility or the unborn child.
H411: Toxic to aquatic life with long lasting effects.

GHS Precaution Phrases
P201: Obtain special instructions before use.
P202: Do not handle until all safety precautions have been read and understood.
P210: Keep away from heat / sparks / open flames / other ignition sources – No smoking.
P220: Keep / store away from clothing combustible materials.
P221: Take any precaution to avoid mixing with combustibles.
P233: Keep container tightly closed.

recognized skin cleanser.

In Case of Eye Contact: Irrigate copiously with clean water for at least 15 minutes, holding the eyelids apart and seek medical attention.

In Case of Ingestion: If accidentally swallowed obtain immediate medical attention. Keep at rest. Do NOT induce vomiting.

Most Important Symptoms and Effects, Both Acute and Delayed

Overview: Possible cancer hazard. Contains an ingredient which may cause cancer based on animal data (See Section 3 and Section 15 for each ingredient). Risk of cancer depends on duration and level of exposure.

Treat symptomatically. Exposure to solvent vapor concentrations from the component solvents in excess of the stated occupational exposure limits may result in adverse health effects such as mucous membrane and respiratory system irritation and adverse effects on the kidneys, liver and central nervous system. Symptoms include headache, nausea, dizziness, fatigue, muscular weakness, drowsiness and in extreme cases, loss of consciousness.

Repeated or prolonged contact with the preparation may cause removal of natural fat from the skin resulting in dryness, irritation and possible non-allergic contact dermatitis. Solvents may also be absorbed through the skin. Splashes of liquid in the eyes may cause irritation and soreness with possible reversible damage. Check section 2 (GHS Label Elements) for further details.

5. FIREFIGHTING MEASURES

Flash Point: 92°F (33.3°C)

Suitable Extinguishing Media: CO2, Dry Chemical, Foam, Sand.

Unsuitable Extinguishing Media: Not available

Special Hazards Arising from the Substance or Mixture

Hazardous Composition Products: No hazardous decomposition data available.

Advice for Firefighters: As with all fires, wear positive pressure, self-contained breathing apparatus, (SCBA) with a full-face piece and protective clothing. Persons without respiratory protection should leave area. Wear SCBA during clean-up immediately after fire. No smoking.

6. ACCIDENTAL RELEASE MEASURES

Protective Precautions, Protective Equipment and Emergency Procedures: Put on appropriate personal protective equipment (see Section 8).

Environmental Precautions: Do not allow spills to enter drains or waterways. Use good personal hygiene practices. Wash hands before eating, drinking, smoking or using toilet. Promptly remove soiled clothing and wash thoroughly before reuse.

Methods and Materials for Containment and Cleaning Up: Eliminate ignition sources. Soak up with noncombustible absorbent material (do not use sawdust). Remove absorbent material for proper disposal.

7. HANDLING AND STORAGE

Precautions to Be Taken in Handling: Handle containers carefully to prevent damage and spillage. Check Section 2 (GHS label elements) for further details.

Conditions for Safe Storage, Including Any Incompatible materials: Explosives, UN class 2.3 gasses, oxidizing substances, organic peroxides, and toxic/biohazardous substances. Check Section 2 (GHS label

Melting Point / Freezing Point:	Not measured
Initial Boiling Point and Boiling Range:	Not measured
Flash Point:	92°F (33.3°C)
Evaporation Rate (Ether = 1):	Not measured
Flammability (Solid, Gas):	Not applicable
Upper / Lower Flammability or Explosive Limits	
Lower Flammability Limit:	Not measured
Upper Flammability Limit:	Not measured
Vapor Pressure (Pa):	Not measured
Vapor Density:	Not measured
Relative Density:	Not measured
Solubility in Water:	Not measured
Partition Coefficient n-octanol / water (Log Kow):	Not measured
Auto-ignition Temperature:	Not measured
Decomposition Temperature:	Not measured
Viscosity (cSt):	Not measured
Density:	7.41 lb/gal

10. STABILITY AND REACTIVITY

Reactivity:	Hazardous Polymerization will not occur.
Chemical Stability:	Stable under normal circumstances.
Possibility of Hazardous Reactions:	No data available
Conditions to Avoid:	Avoid high temperatures, heating, etc.
Incompatible Materials:	Explosives, UN class 2.3 gasses, oxidizing substances, organic peroxides, and toxic/biohazardous substances.
Hazardous Decomposition Products:	No hazardous decomposition data available.

11. TOXICOLOGICAL INFORMATION

Acute Toxicity:

Exposure to solvent vapor concentrations from the component solvents in excess of the stated occupational exposure limits may result in adverse health effects such as mucous membrane and respiratory system irritation and adverse effects on the kidneys, liver and central nervous system. Symptoms include headache, nausea, dizziness, fatigue, muscular weakness, drowsiness and in extreme cases, loss of consciousness.

Repeated or prolonged contact with the preparation may cause removal of natural fat from the skin resulting in dryness, irritation and possible non-allergic contact dermatitis. Solvents may also be absorbed through the skin. Splashes of liquid in the eyes may cause irritation and soreness with possible reversible damage.

2-butoxyethanol and its acetate are readily absorbed through the skin and will cause harmful effects on the blood.

Note: When no route specific LD50 data is available for an acute toxin, the converted acute toxicity point estimate was used in the calculation of the product's ATE (Acute Toxicity Estimate).

Ingredient	Oral LD50, mg/kg	Skin LD50, mg/kg	Inhalation Vapor LC50, mg/L/4hr	Inhalation Dust/Mist LC50, mg/L/4hr	Inhalation Gas LC50, ppm
Xylene (1330-20-7)	4,299.00, Rat - Category: 4	1,548.00, Rabbit - Category: 4	No data available	20.00, Rat - Category: NA	5,000.00, Rat - Category: 4
Naphtha (petroleum), heavy aromatic (64742-94-5)	> 5,000.00, Rat - Category: NA	>2,000.00, Rabbit - Category: 5	No data available	No data available	No data available
2-Ethylhexyl nitrate (27247-96-7)	No data available	No data available	No data available	No data available	No data available
2-Butoxy-ethanol (111-76-2)	1,414.00, Guinea Pig - Category: 4	1,200.00, Guinea Pig - Category: 4	No data available	No data available	No data available
Proprietary	3,200.00, Rat - Category: 5	No data available	No data available	No data available	No data available

STOT – repeated exposure	---	Not applicable
Aspiration hazard	1	May be fatal if swallowed and enters airways.

12. ECOLOGICAL INFORMATION

Toxicity: Toxic to aquatic life with long lasting effects. See Section 3 for chemical-specific data.

Aquatic Ecotoxicity

Ingredient	96 hr LC50 fish, mg/l	48 hr EC50 crustacea, mg/l	ErC50 algae, mg/l
Xylene (1330-20-7)	3.30, Oncorhynchus mykiss	8.50, Palaemonetes pugio	100.00 (72 hr), Chlorococcales
Naphtha (petroleum), heavy aromatic (64742-94-5)	45.00, Pimephales promelas	12.00, Daphnia magna	2.50 (72 hr), Skeletonema costatum
2-Ethylhexyl nitrate (27247-96-7)	Not available	Not available	Not available
2-Butoxy-ethanol (111-76-2)	1,474.00, Oncorhynchus mykiss	1,550.00, Daphnia magna	1,840.00 (72 hr), Pseudokirchneriella subcapitata
Proprietary	1,000.00, Fish (Piscis)	1,000.00, Daphnia magna	1,000.00 (72 hr), Selenastrum capricornutum
1,2,4-trimethyl benzene (95-63-6)	7.72, Pimephales promelas	3.60, Daphnia magna	2.356 (96 hr), Green algae
Naphthalene (91-20-3)	0.99, Oncorhynchus gorbuscha	1.60, Daphnia magna	68.21 (96 hr), Scenedesmus subspicatus
Phenol, 2,4-bis(1,1-dimethylethyl) (96-76-4)	Not available	0.50, Daphnia magna	9.85 (72 hr), Desmodesmus subspicatus
Benzene, 1-ethyl-2-methyl (611-14-3)	Not available	Not available	Not available

Persistence and Degradability: There is no data available on the preparation itself.

Bioaccumulative Potential: Not measured

Mobility in Soil: No data available

Results of PBT and vPvB Assessment: This product contains PBT/vPvB chemicals

Other Adverse Effects: No data available

13. DISPOSAL CONSIDERATIONS

Waste Disposal Method: Destroy by liquid incineration. Use absorbent material and deposit in toxic landfill in accordance with local, state, and federal regulations.

14. TRANSPORT INFORMATION

	DOT (Domestic Surface Transportation)	IMO / IMDG (Ocean Transportation)	ICAO / IATA
UN Number	UN1993	UN1993	UN1993
UN Proper Shipping Name	Flammable liquids, N.O.S. (2-ethylhexyl nitrate, Naphtha [petroleum], heavy aromatic)	Flammable liquids, N.O.S. (2-ethylhexyl nitrate, Naphtha [petroleum], heavy aromatic)	Flammable liquids, N.O.S. (2-ethylhexyl nitrate, Naphtha [petroleum], heavy aromatic)
Transport Hazard Class(es)	**DOT Hazard Class:** 3	**IMDG:** 3 **Sub Class:** Not applicable	**Air Class:** 3
Packing Group	III	III	III
		Marine Pollutant: Yes (Naphtha [petroleum],	

SHEPHERD OIL COMPANY

www.shepherdoil.com

RESPONSE TO RFP

Wholesale Fuel Supply Services

Section 1 – Table of Contents

Exhibit Schedule

Attachment Schedule

Section 2 - Executive Summary Statement

2.1 Supplier's Company Information

Shepherd Oil Company was founded in 1949 by Robert "Bob" Shepherd in Blackwell, OK. Since then, the business has passed on to second and third generation family members who still own and operate the business today. Shepherd Oil Company operates as a fuel supplier and transporter across Oklahoma, Arkansas, Missouri, Texas, and Kansas. With 72 years in the business Shepherd Oil continues to expand its services across the mid-continent adding additional supply points, truck yards, and dealer accounts. It is Shepherd Oil's continued business plan to offer multiple supply points with the most branded, unbranded, and unbranded contract supply options to every dealer account in its network. In addition, supplying this network exclusively with its own fleet of transports to offer same day delivery based on market conditions and supply need.

Not only has Shepherd Oil been operating as a fuel supplier for over seven decades but we operate a large fleet of transports totaling over sixty trucks. Trucks and trailers are owned exclusively by the business with no lease operators or common carriers. Shepherd Oil delivers hundreds of loads per day across the mid-continent. Also, supplier relationships on the branded and unbranded side of the business go back decades, including a supply relationship with Phillips 66 spanning over 60 years. This allows us to negotiate and manage supply contracts simply and efficiently out of every terminal available regardless of the supplier.

2.3 General Performance

Shepherd Oil Company expects to make fuel deliveries the same day as the product is ordered. In fact, 95% of all deliveries made by Shepherd Oil are made same day around market conditions for the company as a whole. In addition, almost every load supplied is delivered by a Shepherd Transportation truck and not a common carrier. This makes a huge difference in timeliness of delivery, product control, and safety. All our trucks are GPS tracked and run Omnitrac electronic logs so that we can organize our deliveries and keep our customers informed about delivery windows. No trucks are lease operated so we don't have to worry about lease operators stealing fuel or delaying deliveries. We carry the highest safety rating offered by the SMS (Safety Measurement System) of "Satisfactory" for our wholly owned transportation company "Shepherd Transportation". Shepherd Transportation also falls well below the national average for "Out of Service rates" with a 7.6% vehicle rate compared to the national avg. of 20.7%, 0% driver rate

compared to 5.1%, and 1.6% hazmat rate compared to 4.4%. For on-road safety performance we fall in the 15th percentile outperforming 85% of the DOT rated vehicles traveling the road today.

Shepherd Oil currently implements the Gilbarco Inform software system to remotely monitor the fuel volume at the Choctaw Nation sites that we currently serve. This allows us to monitor the fuel level of the site and dispatch deliveries based on need and market conditions. We find this to be the most effective delivery and cost saving scenario we offer.

2.5 Value Added

The largest value adding dimension that we can offer as a fuel supplier is dedicated transportation services. Most large marketers will have similar buying power, mark-up, and freight rates but the true value adder is if that product can be delivered around price increase and decrease conditions and keep sites in supply. We do this every day for all our customers. This isn't a special circumstance for us, and our references will speak to that. Theses price increases and decreases can vary 5-10 cpg ($300-$800 per load) daily as you know. We always say half of the money made at the pump is based on how the product is purchased. Shepherd Oil has accomplished this by running its own trucks.This allows deliveries to be made same day around market conditions with no 24 hr notice necessary.

2.8 Regional Overview

Shepherd Oil currently operates roughly sixty trucks across the mid-continent. We proudly operate one of the largest, most current, independently owned fleets in the midcontinent with uniform trucks/trailers as seen below.

3.4 Customer Service Issue Escalation

The first point of contact should always be with the Shepherd Oil dispatch team for delivery related issues. There are six full time dispatchers employed by Shepherd Oil and even after hours a live dispatcher is available and on-call. In the event of any immediate supply issue or spill they are the most equipped to take care of the issue. The direct number is 580-670-6400 for any communication with dispatch.

Any issues that are not supply or delivery related should be directed immediately to:

Zack Zimmerman, VP of Wholesale Operations
580-363-4280 – office
405-714-4790 – cell

Shepherd Oil has multiple contacts for customer service including our office staff and sales team but when issue resolution is critical Zack Zimmerman should be contacted immediately so that no time is wasted, and the issue is taken care of.

3.5 Points of Contact

1. Marketing

Danielle Burke, Human Resources/Marketing – (580)363-4280
Danielle is a jack of all trades inside our business. She is involved in all aspects of marketing inside our business along with assisting our HR Director. She has recently graduated with a bachelor's in accounting, and we now also utilize her in our internal auditing processes.

2. Sales Support

Zack Zimmerman, VP of Wholesale Operations – (405)714-4790
Zack is a third-generation partner in the business and has operated the wholesale fuel sales side of the business since late 2006. Oversight of wholesale operations include branded and unbranded contract management, customer set-up, credit management, customer relations with hundreds of wholesale accounts (with the help of a dedicated sales team), and vendor negotiations.

Mark Cupps, mark@shepherdoil.com 417-444-3378

3. Invoicing Support

Kim Wickham, Invoicing – (580)363-4280
Kim has been employed with the business for over 19 years and currently is heading up our invoicing and accounts receivable. She will ensure that invoicing

is provided correctly in a timely manner and provide proper draft procedures daily.

4. Financial Reporting

Leslie Stewart, Controller – (580)363-4280
Leslie holds a key position as lead controller in our company. She ensures that our back-office software ratably reports all necessary data for our office and our customers.

3.6 Product Compliance & Specifications

All products of motor fuel are offered by Shepherd Oil Company including: E10 Unlead, E10 Premium, Non-ethanol Unlead, Non-ethanol premium, E85 Unlead, Clear diesel, Dyed diesel, B5 clear diesel, B5 dyed diesel, Kerosene, Solvents, bulk DEF and other blended fuel offerings. The product availability is sometimes limited by the terminal offering but all products offered at the terminal are available to Shepherd Oil.

Shepherd Oil only supplies product that conforms to the federal, state, and local codes. Any product supplied under this RFP by Shepherd Oil is a pure or pre-blended product that is sourced directly from the terminal with associated MSDS sheets.

3.7 Product Quality and Purity

Product quality is of upmost importance. This is one of many reasons Shepherd Oil Company transports its own product. By using Shepherd Transportation for deliveries, the same drivers and equipment are dedicated to the sites for fuel delivery. This ensures that the correct product is loaded, the driver is familiar with the equipment, the site is appropriately water tested, and the product is unloaded correctly. In the unlikely case that there is a cross-dump or any unintentional blending of product occurs Shepherd Oil stands behind their product and services. Immediately upon notice or discovery of any cross dump a Shepherd Transportation truck (all of our trucks have pumps which is not an industry standard) will pump out the product and another truck will be loaded with the same amount of fuel as removed to replace the tainted product. The amount of additional fuel removed from the site will be refunded to the customer along with a downtime fee for time the product was shut down. Downtime fee is based on estimated gallons sold times current margin.

Water infiltration is the next point of concern when it comes to product quality. Obviously, Shepherd Oil can only assist in the monitoring and control of water finding its way into the underground tanks, however; here are a few preventative measures that

will be taken. First, no water is hauled in Shepherd Transportation trailers so we can make sure all trailers are free from water contaminant. Shepherd Oil will request testing from the suppliers if supply from the terminal is a concern (Any water concerns must be passed on quickly to ensure accurate results from the suppliers.). All lids/closures will be inspected at the ground level and damage will be reported. Any manholes retaining water will be reported. All tanks are "stuck" before/after the fuel being unloaded with water paste and any water reading will be reported on the delivery ticket. If water mixes with an ethanol-based fuel and causes phase separation Shepherd Oil can offer treatment or disposal options for the damaged product.

Regardless of the circumstance or the product quality concern Shepherd Oil offers testing of any delivered product using several outside sources.

3.10 Delay Time

Delay time or demurrage as it is often referred to is specified in Attachment A – Pricing Proposal. The standard rate specified herein only applies after a wait time of 1 hr at the site. Any delay time after that incurs the hourly delay time cost. It is Shepherd Oil's goal to never charge a demurrage fee. If the sites volume is monitored by Shepherd Oil and a load doesn't fit no demurrage fee is charged. Shepherd Oil will also immediately contact site personnel if the unloading point is blocked or obstructed with the goal of clearing the area before demurrage fees need to apply. Demurrage does not apply for rack wait times and applies only to customer-initiated delays.

EXHIBIT 1
Customer References

If these are needed I can get you more appropriate references for the area.

City of Neosho CITY COUNCIL AGENDA ITEM

REQUESTED COUNCIL MEETING DATE: September 6, 2022
ITEM: Amendment to Electric Service Agreement with Liberty Utilities

ORIGINATING DEPARTMENT: Public Works Department
ATTACHMENT:
1. Liberty Contract Amendments Sept 6th 2022

PURPOSE:
To seek Council approval of the amendment of the contract with Liberty Utilities.

BACKGROUND:
This amendment is for the replacement of five non-working streetlights and being replaced with new LED streetlights. Five of the six lights will come with a small monthly increase while the sixth will come with a $1.82 monthly decrease.

1. 2201 Old Scenic Dr. WO#970692 monthly increase $0.73
2. 1215 Ozark St WO#969666 monthly increase $0.73
3. 714 Oak St WO#969663 monthly increase $0.73
4. High St and Grant St WO#969661 monthly increase $0.73
5. 806 Lewis St WO#969655 monthly increase $0.94
6. 3824 Crowder Dr. WO#969598 monthly decrease -$1.82

Total monthly increase of $2.04

RECOMMENDATION:
The City Staff recommends the Council approve the contract and authorize the mayor to sign the noted amendments.

SA 22A 9/18

The Empire District Electric Company

Work Order # 970692

Request for Change in Street Lighting Service

Missouri

Pursuant to a Resolution adopted by the governing body of the **City of Neosho** hereinafter called CITY, on the **24th** day of **August, 2022** **The Empire District Electric Company**, hereinafter called COMPANY, is hereby requested to make the following changes in street lighting service pursuant to the provisions of the Municipal Electric Service Agreement, hereinafter called AGREEMENT, executed by the CITY and the COMPANY.

STREET LIGHT REQUEST	ADDRESS - LOCATION STREET LIGHTS and EXCESS FACILITIES	SIZE and TYPE STREET LIGHTS	QTY	ANNUAL ENERGY CHARGE		FACILITY USAGE CHARGE	
				Installed	Removed	Installed	Removed
Install	2201 Old Scenic Dr	7,500L-9,500L 150W eq LED 1 Cobrahead	1	$74.03		$ 346.79	
Remove	2201 Old Scenic Dr	7,000L 175W MV Open Bottom	1		$91.62		$ 54.38
Subtotals - Annual Energy Charge and Facility Usage Charge for this Request				$74.03	$91.62	$ 346.79	$ 54.38
A	**Annual Energy Charge for this Request** (Install minus Remove)			**-$17.59**			
B	**Total Facility Usage Charge for this Street Light Request** (Install minus Remove)					**$**	**292.41**

The CITY agrees that the AGREEMENT shall be amended as follows:

C	Total Facility Usage Charge for this Request (Total Line B)	$292.41
D	Annual Facility Usage Charge to City for this Request (Total Line C X 9%)	$26.32
E	Annual Energy Charge for this Request (Total Line A)	-$17.59
F	**Annual Facility Usage and Energy Charge for this Request** (Total Line D plus/minus Line E)	$8.73
G	Monthly Increase/Decrease to be Paid by City for this Request (Total Line F divided by 12 months)	**$0.73**

This request for change shall be effective from and after its execution and is supplemental to, forms a part of and is to be construed with and subject to the terms, conditions and provisions of the Agreement herein referred to which, in all other particulars except as hereinafter amended, is ratified and confirmed. This contract and any ancillary agreements may be executed in counterparts, each of which shall be deemed an original and all of which, taken together, shall be deemed to be one agreement, and signatures by fax or other electronic transmission are acceptable and shall constitute an original signature for all purposes.

Executed at _____ this ____ day of _____

(SEAL)

ATTEST:

_____ By _____

Clerk of Neosho — Mayor or Board Chairman

ACCEPTANCE

The COMPANY hereby approves and consents to the aforesaid request for change in street lighting service and all terms and provisions included therein, and agrees that the Municipal Electric Service Agreement shall be amended accordingly. The number of street lights in service in said CITY will, after completion of the above changes and until our approval of further changes, be as follows:

Mercury Vapor Lights		High Pressure Sodium Lights		Metal Halide Lights		Light Emitting Diode Lights	
7,000L - 175W	486	6,000L - 70W	11	12,000L - 175W	11	7,500 - 9,500L - 150W	91
11,000L - 250W	13	16,000L - 150W	221	20,500L - 250W	58	13,000 - 16,000L - 250W	0
20,000L - 400W	9	27,500L - 250W	13	36,000L - 400W	1	19,000 - 22,000L - 250W	0
53,000L - 1,000W	4	50,000L - 400W	1	110,000L - 1,000W	0		
		130,000L - 1,000W	1				

WO# 970692 DATE COMPLETED _____

CURRENT INVESTMENT CHARGE	ANNUAL FACILITY USAGE CHARGE	ACCUMULATIVE INVESTMENT CHARGE
$292.41	$55,483.09	$616,478.72

The Empire District Electric Company

Company Representative Completing Contract: Roger Kidd

Executed at Joplin, Mo this _____ day of _____ By _____

(VICE PRESIDENT)

SA 22A 9/18

The Empire District Electric Company

Work Order # 969666

Request for Change in Street Lighting Service

Missouri

Pursuant to a Resolution adopted by the governing body of the **City of Neosho** hereinafter called CITY, on the **11th** day of **August, 2022** **The Empire District Electric Company**, hereinafter called COMPANY, is hereby requested to make the following changes in street lighting service pursuant to the provisions of the Municipal Electric Service Agreement, hereinafter called AGREEMENT, executed by the CITY and the COMPANY.

STREET LIGHT REQUEST	ADDRESS - LOCATION STREET LIGHTS and EXCESS FACILITIES	SIZE and TYPE STREET LIGHTS	QTY	ANNUAL ENERGY CHARGE		FACILITY USAGE CHARGE	
				Installed	Removed	Installed	Removed
Install	1215 Ozark St "Welcome Sign"	7,500L-9,500L 150W eq LED 1 Cobrahead	1	$74.03		$ 346.79	
Remove	1215 Ozark St "Welcome Sign"	7,000L 175W MV Open Bottom	1		$91.62		$ 54.38
Subtotals - Annual Energy Charge and Facility Usage Charge for this Request				$74.03	$91.62	$ 346.79	$ 54.38
A	**Annual Energy Charge for this Request** (Install minus Remove)			**-$17.59**			
B	**Total Facility Usage Charge for this Street Light Request** (Install minus Remove)					**$**	**292.41**

The CITY agrees that the AGREEMENT shall be amended as follows:

C	Total Facility Usage Charge for this Request (Total Line B)	$292.41
D	Annual Facility Usage Charge to City for this Request (Total Line C X 9%)	$26.32
E	Annual Energy Charge for this Request (Total Line A)	-$17.59
F	**Annual Facility Usage and Energy Charge for this Request** (Total Line D plus/minus Line E)	$8.73
G	Monthly Increase/Decrease to be Paid by City for this Request (Total Line F divided by 12 months)	**$0.73**

This request for change shall be effective from and after its execution and is supplemental to, forms a part of and is to be construed with and subject to the terms, conditions and provisions of the Agreement herein referred to which, in all other particulars except as hereinafter amended, is ratified and confirmed. This contract and any ancillary agreements may be executed in counterparts, each of which shall be deemed an original and all of which, taken together, shall be deemed to be one agreement, and signatures by fax or other electronic transmission are acceptable and shall constitute an original signature for all purposes.

Executed at _____ this ____ day of _____

(SEAL)

ATTEST:

_____ By _____

Clerk of Neosho — Mayor or Board Chairman

ACCEPTANCE

The COMPANY hereby approves and consents to the aforesaid request for change in street lighting service and all terms and provisions included therein, and agrees that the Municipal Electric Service Agreement shall be amended accordingly. The number of street lights in service in said CITY will, after completion of the above changes and until our approval of further changes, be as follows:

Mercury Vapor Lights		High Pressure Sodium Lights		Metal Halide Lights		Light Emitting Diode Lights	
7,000L - 175W	488	6,000L - 70W	11	12,000L - 175W	11	7,500 - 9,500L - 150W	89
11,000L - 250W	13	16,000L - 150W	221	20,500L - 250W	58	13,000 - 16,000L - 250W	0
20,000L - 400W	9	27,500L - 250W	13	36,000L - 400W	1	19,000 - 22,000L - 250W	0
53,000L - 1,000W	4	50,000L - 400W	1	110,000L - 1,000W	0		
		130,000L - 1,000W	1				

WO# 969666 DATE COMPLETED _____

CURRENT INVESTMENT CHARGE	ANNUAL FACILITY USAGE CHARGE	ACCUMULATIVE INVESTMENT CHARGE
$292.41	$55,430.45	$615,893.90

The Empire District Electric Company

Company Representative Completing Contract: Roger Kidd

Executed at Joplin, Mo this _____ day of _____ By _____

(VICE PRESIDENT)

SA 22A 9/18

The Empire District Electric Company

Work Order # 969663

Request for Change in Street Lighting Service

Missouri

Pursuant to a Resolution adopted by the governing body of the **City of Neosho** hereinafter called CITY, on the **11th** day of **August, 2022** **The Empire District Electric Company**, hereinafter called COMPANY, is hereby requested to make the following changes in street lighting service pursuant to the provisions of the Municipal Electric Service Agreement, hereinafter called AGREEMENT, executed by the CITY and the COMPANY.

STREET LIGHT REQUEST	ADDRESS - LOCATION STREET LIGHTS and EXCESS FACILITIES	SIZE and TYPE STREET LIGHTS	QTY	ANNUAL ENERGY CHARGE		FACILITY USAGE CHARGE	
				Installed	Removed	Installed	Removed
Install	714 Oak St	7,500L-9,500L 150W eq LED 1 Cobrahead	1	$74.03		$ 346.79	
Remove	714 Oak St	7,000L 175W MV Open Bottom	1		$91.62		$ 54.38
Subtotals - Annual Energy Charge and Facility Usage Charge for this Request				$74.03	$91.62	$ 346.79	$ 54.38
A	**Annual Energy Charge for this Request** (Install minus Remove)			**-$17.59**			
B	**Total Facility Usage Charge for this Street Light Request** (Install minus Remove)					**$**	**292.41**

The CITY agrees that the AGREEMENT shall be amended as follows:

C	Total Facility Usage Charge for this Request (Total Line B)	$292.41
D	Annual Facility Usage Charge to City for this Request (Total Line C X 9%)	$26.32
E	Annual Energy Charge for this Request (Total Line A)	-$17.59
F	**Annual Facility Usage and Energy Charge for this Request** (Total Line D plus/minus Line E)	$8.73
G	Monthly Increase/Decrease to be Paid by City for this Request (Total Line F divided by 12 months)	**$0.73**

This request for change shall be effective from and after its execution and is supplemental to, forms a part of and is to be construed with and subject to the terms, conditions and provisions of the Agreement herein referred to which, in all other particulars except as hereinafter amended, is ratified and confirmed. This contract and any ancillary agreements may be executed in counterparts, each of which shall be deemed an original and all of which, taken together, shall be deemed to be one agreement, and signatures by fax or other electronic transmission are acceptable and shall constitute an original signature for all purposes.

Executed at _____ this ____ day of _____

(SEAL)

ATTEST:

_____ By _____

Clerk of Neosho — Mayor or Board Chairman

ACCEPTANCE

The COMPANY hereby approves and consents to the aforesaid request for change in street lighting service and all terms and provisions included therein, and agrees that the Municipal Electric Service Agreement shall be amended accordingly. The number of street lights in service in said CITY will, after completion of the above changes and until our approval of further changes, be as follows:

Mercury Vapor Lights		High Pressure Sodium Lights		Metal Halide Lights		Light Emitting Diode Lights	
7,000L - 175W	489	6,000L - 70W	11	12,000L - 175W	11	7,500 - 9,500L - 150W	88
11,000L - 250W	13	16,000L - 150W	221	20,500L - 250W	58	13,000 - 16,000L - 250W	0
20,000L - 400W	9	27,500L - 250W	13	36,000L - 400W	1	19,000 - 22,000L - 250W	0
53,000L - 1,000W	4	50,000L - 400W	1	110,000L - 1,000W	0		
		130,000L - 1,000W	1				

WO# 969663 DATE COMPLETED _____

CURRENT INVESTMENT CHARGE	ANNUAL FACILITY USAGE CHARGE	ACCUMULATIVE INVESTMENT CHARGE
$292.41	$55,404.13	$615,601.49

The Empire District Electric Company

Company Representative Completing Contract: Roger Kidd

Executed at Joplin, Mo this _____ day of _____ By _____

(VICE PRESIDENT)

SA 22A 9/18

The Empire District Electric Company

Work Order # 969661

Request for Change in Street Lighting Service

Missouri

Pursuant to a Resolution adopted by the governing body of the **City of Neosho** hereinafter called CITY, on the **11th** day of **August, 2022** **The Empire District Electric Company**, hereinafter called COMPANY, is hereby requested to make the following changes in street lighting service pursuant to the provisions of the Municipal Electric Service Agreement, hereinafter called AGREEMENT, executed by the CITY and the COMPANY.

STREET LIGHT REQUEST	ADDRESS - LOCATION STREET LIGHTS and EXCESS FACILITIES	SIZE and TYPE STREET LIGHTS	QTY	ANNUAL ENERGY CHARGE		FACILITY USAGE CHARGE	
				Installed	Removed	Installed	Removed
Install	High St and Grant St	7,500L-9,500L 150W eq LED 1 Cobrahead	1	$74.03		$ 346.79	
Remove	High St and Grant St	7,000L 175W MV Open Bottom	1		$91.62		$ 54.38
Subtotals - Annual Energy Charge and Facility Usage Charge for this Request				$74.03	$91.62	$ 346.79	$ 54.38
A	**Annual Energy Charge for this Request** (Install minus Remove)			**-$17.59**			
B	**Total Facility Usage Charge for this Street Light Request** (Install minus Remove)					**$**	**292.41**

The CITY agrees that the AGREEMENT shall be amended as follows:

C	Total Facility Usage Charge for this Request (Total Line B)	$292.41
D	Annual Facility Usage Charge to City for this Request (Total Line C X 9%)	$26.32
E	Annual Energy Charge for this Request (Total Line A)	-$17.59
F	**Annual Facility Usage and Energy Charge for this Request** (Total Line D plus/minus Line E)	$8.73
G	Monthly Increase/Decrease to be Paid by City for this Request (Total Line F divided by 12 months)	**$0.73**

This request for change shall be effective from and after its execution and is supplemental to, forms a part of and is to be construed with and subject to the terms, conditions and provisions of the Agreement herein referred to which, in all other particulars except as hereinafter amended, is ratified and confirmed. This contract and any ancillary agreements may be executed in counterparts, each of which shall be deemed an original and all of which, taken together, shall be deemed to be one agreement, and signatures by fax or other electronic transmission are acceptable and shall constitute an original signature for all purposes.

Executed at _____ this ____ day of _____

(SEAL)

ATTEST:

_____ By _____

Clerk of Neosho Mayor or Board Chairman

ACCEPTANCE

The COMPANY hereby approves and consents to the aforesaid request for change in street lighting service and all terms and provisions included therein, and agrees that the Municipal Electric Service Agreement shall be amended accordingly. The number of street lights in service in said CITY will, after completion of the above changes and until our approval of further changes, be as follows:

Mercury Vapor Lights		High Pressure Sodium Lights		Metal Halide Lights		Light Emitting Diode Lights	
7,000L - 175W	490	6,000L - 70W	11	12,000L - 175W	11	7,500 - 9,500L - 150W	87
11,000L - 250W	13	16,000L - 150W	221	20,500L - 250W	58	13,000 - 16,000L - 250W	0
20,000L - 400W	9	27,500L - 250W	13	36,000L - 400W	1	19,000 - 22,000L - 250W	0
53,000L - 1,000W	4	50,000L - 400W	1	110,000L - 1,000W	0		
		130,000L - 1,000W	1				

WO# 969661 DATE COMPLETED _____

CURRENT INVESTMENT CHARGE	ANNUAL FACILITY USAGE CHARGE	ACCUMULATIVE INVESTMENT CHARGE
$292.41	$55,377.82	$615,309.08

The Empire District Electric Company

Company Representative Completing Contract: Roger Kidd

Executed at Joplin, Mo this _____ day of _____ By _____

(VICE PRESIDENT)

The Empire District Electric Company

Work Order # 969655

Request for Change in Street Lighting Service

Missouri

Pursuant to a Resolution adopted by the governing body of the **City of Seneca** hereinafter called CITY, on the **12th** day of **August, 2022** **The Empire District Electric Company**, hereinafter called COMPANY, is hereby requested to make the following changes in street lighting service pursuant to the provisions of the Municipal Electric Service Agreement, hereinafter called AGREEMENT, executed by the CITY and the COMPANY.

STREET LIGHT REQUEST	ADDRESS - LOCATION STREET LIGHTS and EXCESS FACILITIES	SIZE and TYPE STREET LIGHTS	QTY	ANNUAL ENERGY CHARGE		FACILITY USAGE CHARGE	
				Installed	Removed	Installed	Removed
Install	806 Lewis St	7,500L-9,500L 150W eq LED 1 Cobrahead	1	$74.03		$ 346.97	
Remove	806 Lewis St	7,000L 175W MV Open Bottom	1		$91.62		$ 26.75
Subtotals - Annual Energy Charge and Facility Usage Charge for this Request				$74.03	$91.62	$ 346.97	$ 26.75
A	**Annual Energy Charge for this Request** (Install minus Remove)			**-$17.59**			
B	**Total Facility Usage Charge for this Street Light Request** (Install minus Remove)					**$**	**320.22**

The CITY agrees that the AGREEMENT shall be amended as follows:

C	Total Facility Usage Charge for this Request (Total Line B)	$320.22
D	Annual Facility Usage Charge to City for this Request (Total Line C X 9%)	$28.82
E	Annual Energy Charge for this Request (Total Line A)	-$17.59
F	**Annual Facility Usage and Energy Charge for this Request** (Total Line D plus/minus Line E)	$11.23
G	Monthly Increase/Decrease to be Paid by City for this Request (Total Line F divided by 12 months)	**$0.94**

This request for change shall be effective from and after its execution and is supplemental to, forms a part of and is to be construed with and subject to the terms, conditions and provisions of the Agreement herein referred to which, in all other particulars except as hereinafter amended, is ratified and confirmed. This contract and any ancillary agreements may be executed in counterparts, each of which shall be deemed an original and all of which, taken together, shall be deemed to be one agreement, and signatures by fax or other electronic transmission are acceptable and shall constitute an original signature for all purposes.

Executed at _____ this ____ day of _____

(SEAL)

ATTEST:

_____ By _____

Clerk of Seneca Mayor or Board Chairman

ACCEPTANCE

The COMPANY hereby approves and consents to the aforesaid request for change in street lighting service and all terms and provisions included therein, and agrees that the Municipal Electric Service Agreement shall be amended accordingly. The number of street lights in service in said CITY will, after completion of the above changes and until our approval of further changes, be as follows:

Mercury Vapor Lights		High Pressure Sodium Lights		Metal Halide Lights		Light Emitting Diode Lights	
7,000L - 175W	107	6,000L - 70W	1	12,000L - 175W	0	7,500 - 9,500L - 150W	5
11,000L - 250W	0	16,000L - 150W	86	20,500L - 250W	0	13,000 - 16,000L - 250W	0
20,000L - 400W	0	27,500L - 250W	39	36,000L - 400W	0	19,000 - 22,000L - 250W	0
53,000L - 1,000W	0	50,000L - 400W	2	110,000L - 1,000W	0		
		130,000L - 1,000W	0				

WO# 969655 DATE COMPLETED _____

CURRENT INVESTMENT CHARGE	ANNUAL FACILITY USAGE CHARGE	ACCUMULATIVE INVESTMENT CHARGE
$320.22	$6,990.53	$77,672.51

The Empire District Electric Company

Company Representative Completing Contract: Roger Kidd

Executed at Joplin, Mo this _____ day of _____ By _____

SA 22A 9/18

The Empire District Electric Company

Work Order # 969598

Request for Change in Street Lighting Service

Missouri

Pursuant to a Resolution adopted by the governing body of the **City of Neosho** hereinafter called CITY, on the **11th** day of **August, 2022** **The Empire District Electric Company**, hereinafter called COMPANY, is hereby requested to make the following changes in street lighting service pursuant to the provisions of the Municipal Electric Service Agreement, hereinafter called AGREEMENT, executed by the CITY and the COMPANY.

STREET LIGHT REQUEST	ADDRESS - LOCATION STREET LIGHTS and EXCESS FACILITIES	SIZE and TYPE STREET LIGHTS	QTY	ANNUAL ENERGY CHARGE		FACILITY USAGE CHARGE	
				Installed	Removed	Installed	Removed
Install	3824 Crowder Dr	7,500L-9,500L 150W eq LED 1 Cobrahead	1	$74.03		$ 346.79	
Remove	3824 Crowder Dr	16,000L 150W HPS Open Bottom	1		$107.46		$ 218.47
Subtotals - Annual Energy Charge and Facility Usage Charge for this Request				$74.03	$107.46	$ 346.79	$ 218.47
A	**Annual Energy Charge for this Request** (Install minus Remove)			**-$33.43**			
B	**Total Facility Usage Charge for this Street Light Request** (Install minus Remove)					**$**	**128.32**

The CITY agrees that the AGREEMENT shall be amended as follows:

C	Total Facility Usage Charge for this Request (Total Line B)	$128.32
D	Annual Facility Usage Charge to City for this Request (Total Line C X 9%)	$11.55
E	Annual Energy Charge for this Request (Total Line A)	-$33.43
F	**Annual Facility Usage and Energy Charge for this Request** (Total Line D plus/minus Line E)	-$21.88
G	Monthly Increase/Decrease to be Paid by City for this Request (Total Line F divided by 12 months)	**-$1.82**

This request for change shall be effective from and after its execution and is supplemental to, forms a part of and is to be construed with and subject to the terms, conditions and provisions of the Agreement herein referred to which, in all other particulars except as hereinafter amended, is ratified and confirmed. This contract and any ancillary agreements may be executed in counterparts, each of which shall be deemed an original and all of which, taken together, shall be deemed to be one agreement, and signatures by fax or other electronic transmission are acceptable and shall constitute an original signature for all purposes.

Executed at _____ this ____ day of _____

(SEAL)

ATTEST:

_____ By _____

Clerk of Neosho Mayor or Board Chairman

ACCEPTANCE

The COMPANY hereby approves and consents to the aforesaid request for change in street lighting service and all terms and provisions included therein, and agrees that the Municipal Electric Service Agreement shall be amended accordingly. The number of street lights in service in said CITY will, after completion of the above changes and until our approval of further changes, be as follows:

Mercury Vapor Lights		High Pressure Sodium Lights		Metal Halide Lights		Light Emitting Diode Lights	
7,000L - 175W	491	6,000L - 70W	11	12,000L - 175W	11	7,500 - 9,500L - 150W	86
11,000L - 250W	13	16,000L - 150W	221	20,500L - 250W	58	13,000 - 16,000L - 250W	0
20,000L - 400W	9	27,500L - 250W	13	36,000L - 400W	1	19,000 - 22,000L - 250W	0
53,000L - 1,000W	4	50,000L - 400W	1	110,000L - 1,000W	0		
		130,000L - 1,000W	1				

WO# 969598 DATE COMPLETED _____

CURRENT INVESTMENT CHARGE	ANNUAL FACILITY USAGE CHARGE	ACCUMULATIVE INVESTMENT CHARGE
$128.32	$55,351.50	$615,016.67

The Empire District Electric Company

Company Representative Completing Contract: Roger Kidd

Executed at Joplin, Mo this _____ day of _____ By _____

(VICE PRESIDENT)

City of Neosho CITY COUNCIL AGENDA ITEM

REQUESTED COUNCIL MEETING DATE: September 6, 2022
ITEM: Surplus of the 2003 Surrey Education Trailer

ORIGINATING DEPARTMENT: Fire Department
ATTACHMENT:

1. **CARE Trailer**
2. **trailer2**
3. **2003 final**
4. **trailerbid**

PURPOSE:
The purpose of this agenda item it to seek the council's direction on how to proceed with the 2003 Surrey education trailer.

BACKGROUND:
This trailer was received on a 2003 FEMA grant. It served as a Public Education trailer for many years for the Neosho Fire Department. Due to the age of the trailer, and the condition of all of the equipment in the trailer, we are seeking guidance from the council on how they would like to proceed with this item. The equipment in the trailer is outdated, the speakers don't work, and we have not used it in the last 10 years, as I have been told by my personnel. I emailed back and forth with the FEMA coordinator for our area and he has advised me that if the item is valued at less than $5,000 we can do what we want with it and have no legal responsibility to the government. I researched a 2003 Surrey trailer and saw one selling for $4775.
Carthage Fire Department is interested in having this trailer if it is surplused.

RECOMMENDATION:
The staff is seeking guidance from the council on how to proceed with this piece of equipment.

If less than $5000.00, you can dispose of it how you see fit with no further obligation to us.

From: Houk, Aaron <ahouk@neoshomo.org>
Sent: Monday, August 8, 2022 4:22 PM
To: Jennings, Rex <Rex.Jennings@fema.dhs.gov>
Subject: RE: CARE Trailer

CAUTION: This email originated from outside of DHS. DO NOT click links or open attachments unless you recognize and/or trust the sender. Please select the Phish Alert Report button on the top right of your screen to report this email if it is unsolicited or suspicious in nature.

It is a 2003 Model trailer base model, no water or sewer, I would say $3000 at best.

Chief Aaron Houk
Neosho Fire Department
125 N College St Neosho, Mo 64850
Office 417-451-8021

From: Jennings, Rex <Rex.Jennings@fema.dhs.gov>
Sent: Monday, August 8, 2022 4:18 PM
To: Houk, Aaron <ahouk@neoshomo.org>
Subject: RE: CARE Trailer

What is the current estimated value of the trailer?

From: Houk, Aaron <ahouk@neoshomo.org>
Sent: Monday, August 8, 2022 3:17 PM
To: Jennings, Rex <Rex.Jennings@fema.dhs.gov>
Subject: CARE Trailer

CAUTION: This email originated from outside of DHS. DO NOT click links or open attachments unless you recognize and/or trust the sender. Please select the Phish Alert Report button on the top right of your screen to report this email if it is unsolicited or suspicious in nature.

Rex,

The Neosho Fire Department received an AFG for a public education grant to purchase an RV style trailer back in 2003. We are wanting to get rid of the trailer and I was not sure what I needed to do to get that accomplished. I am needing guidance as to how to go about selling or giving this back. Please advise me what I need to do to make this happen.
Thank you,

Chief Aaron Houk
Neosho Fire Department
125 N College St Neosho, Mo 64850
Office 417-451-8021

NEOSHO FIRE DEPARTMENT
Community
All
Risk
Education
UNIT

NEOSHO FIRE DEPARTMENT
Community
All
Risk
Education
UNIT

2003 FEMA Fire Grant
Final Report
Project Goals

1. Encourage community action dealing with community safety preparedness issues.
2. Provide necessary equipment and materials to re-establish a community educational program.
3. Implement new technologies and hands-on educational approaches appropriate to enrich the learning experience of our community.
4. Provide educational assistance to other local emergency management agencies.

Grant Total $55,716

Federal	$50,144	Expended to date:	$50,144
City	$ 5,572	Expended to date:	$ 5,716

Grant included purchase of the following equipment:

- Command & All Risk Education (CARE) Unit with weather training package
- Tow Accessories to equip departmental vehicle to pull CARE Unit
- Portable LCD Projector & Projection Screen
- Laptop PC
- Digital Camcorder
- VCR/DVD Player
- Educational Materials and Videos/DVD presentations
- Training and Transportation expense to train personnel in use of and transport CARE Unit from manufacturer to Neosho

The Neosho Fire Department has completed our 2003 Fire Grant Program. All proposed equipment and materials have been purchased. Departmental personnel are now using the equipment and developing new materials and presentations to use for educational presentations.

When the Neosho Fire Department was awarded this grant, the part to convert the Fire Safety Trailer into Command Trailer did not fall within the scope of the Fire Prevention and Educational Guidelines and these items were removed. With that, we then renamed the project Community All Risk Educational (CARE) Unit. Through competitive bidding, which is required by our City Ordinances, we were able to save a large sum of funding on the cost of the CARE. Unit. With those funds, we were able to purchase additional items to enhance our program. We were also able to purchase items that would be used to protect the equipment purchased.

Items use to enhance the program include: equipment to setup displays both indoors and outdoors, where the CARE Unit cannot be taken or setup. Additional computer based educational and presentational materials were purchased from both NFPA and The Idea Bank. These presentation materials cover all age groups and a wide variety of topics and subjects. The purchase of the equipment to produce our own video and educational programs has created an increased interest among individuals on the department to be more involved in Public Education.

The CARE Unit was equipped with a Severe Weather Training Package, which provided educational materials dealing with weather related incidents. However, those materials were developed in a different portion of the country. This has given us the opportunity to work with local television stations and the National Weather Service to create and develop new materials better related to our area, which can be use with the trailer. With our spring storm season about to begin, the communities of Seneca, Redings Mill, and Granby, as well as the Southwest Missouri Emergency Support Organization (SMESO) and Cherokee County Emergency Management from Kansas, have requested the use or demonstration of the CARE Unit's Storm Warning Package for use in training programs and presentations.

Materials and equipment to make the CARE Unit more recognizable as a home setting were added to its inventory. The use of outdoor carpet near the entrances provides protection for both the interior of the trailer by keeping dirt from being carried inside and a clean presentation area for children sitting outside the trailer. Purchase of small items like coffee maker, pots and pans, and other items used in the kitchen area add a visual aspect to presentations dealing with safety in cooking areas. Residential key boxes and lighted house numbers were also purchase that can be used in Neighborhood Watch Programs and other educational presentations. Local businesses have made additional contributions of funds to purchase additional items that will enhance our educational program.

We were able to purchased items and equipment to construct a portable 9-1-1-phone system. We are working with our County Dispatch Center to assist with taking this equipment and educational tool into classrooms or other locations for training the public in use of the 9-1-1 system. This equipment will also be used in the training program for our County Dispatchers.

Within the short time we have had the CARE unit, the reaction from students, teachers, groups, and community leaders has been very positive. All have been very impressed by the capability of the unit and have shown positive support of the entire project and look forward to future presentations.

Neosho Fire Department

125 N. College Neosho, MO 64850
(417) 451-8021 Voice (417) 451-8027 Fax

February 26, 2004

To: City Manager Jim Cole

From: Fire Chief Greg Hickman

Reference: Equipment Purchase

Attached you will find a bid package for equipment we propose to purchase with the funding received through our 2003 FEMA FIRE GRANT FUNDING, we received the in January.

We sent out three bid packages and received two bids back for the construction of the unit:
"Surrey" Fire Safety House for the amount of $38,252
Mobile Concepts by Scotty for $43,990
Play-Mor Company, opted not to bid

We have reviewed the bids and feel that the $38, 252 bid proposed by "Surrey" Fire Safety House will meet the needs of our department for our proposed Community All Risk Educational (CARE) Unit. Lieutenant Brad Morris has contacted the company and they estimated 11 to 12 month delivery date of the unit. City's 10% portion of this project is $3,852; this cost is covered in our present budget.

Our 2003 Fire Grant allowed for $47,191 to purchase the unit.
Once purchase is approved, we will contact FEMA for funding. Funds will be deposited directly into the City's Account.

Respectfully:

Fire Chief
Greg Hickman

If less than $5000.00, you can dispose of it how you see fit with no further obligation to us.

From: Houk, Aaron <ahouk@neoshomo.org>
Sent: Monday, August 8, 2022 4:22 PM
To: Jennings, Rex <Rex.Jennings@fema.dhs.gov>
Subject: RE: CARE Trailer

CAUTION: This email originated from outside of DHS. DO NOT click links or open attachments unless you recognize and/or trust the sender. Please select the Phish Alert Report button on the top right of your screen to report this email if it is unsolicited or suspicious in nature.

It is a 2003 Model trailer base model, no water or sewer, I would say $3000 at best.

Chief Aaron Houk
Neosho Fire Department
125 N College St Neosho, Mo 64850
Office 417-451-8021

From: Jennings, Rex <Rex.Jennings@fema.dhs.gov>
Sent: Monday, August 8, 2022 4:18 PM
To: Houk, Aaron <ahouk@neoshomo.org>
Subject: RE: CARE Trailer

What is the current estimated value of the trailer?

From: Houk, Aaron <ahouk@neoshomo.org>
Sent: Monday, August 8, 2022 3:17 PM
To: Jennings, Rex <Rex.Jennings@fema.dhs.gov>
Subject: CARE Trailer

CAUTION: This email originated from outside of DHS. DO NOT click links or open attachments unless you recognize and/or trust the sender. Please select the Phish Alert Report button on the top right of your screen to report this email if it is unsolicited or suspicious in nature.

Rex,

The Neosho Fire Department received an AFG for a public education grant to purchase an RV style trailer back in 2003. We are wanting to get rid of the trailer and I was not sure what I needed to do to get that accomplished. I am needing guidance as to how to go about selling or giving this back. Please advise me what I need to do to make this happen.
Thank you,

Chief Aaron Houk
Neosho Fire Department
125 N College St Neosho, Mo 64850
Office 417-451-8021

NEOSHO FIRE DEPARTMENT
Community
All
Risk
Education
UNIT

NEOSHO FIRE DEPARTMENT
Community
All
Risk
Education
UNIT

2003 FEMA Fire Grant
Final Report
Project Goals

1. Encourage community action dealing with community safety preparedness issues.
2. Provide necessary equipment and materials to re-establish a community educational program.
3. Implement new technologies and hands-on educational approaches appropriate to enrich the learning experience of our community.
4. Provide educational assistance to other local emergency management agencies.

Grant Total $55,716

Federal	$50,144	Expended to date:	$50,144
City	$ 5,572	Expended to date:	$ 5,716

Grant included purchase of the following equipment:

- Command & All Risk Education (CARE) Unit with weather training package
- Tow Accessories to equip departmental vehicle to pull CARE Unit
- Portable LCD Projector & Projection Screen
- Laptop PC
- Digital Camcorder
- VCR/DVD Player
- Educational Materials and Videos/DVD presentations
- Training and Transportation expense to train personnel in use of and transport CARE Unit from manufacturer to Neosho

The Neosho Fire Department has completed our 2003 Fire Grant Program. All proposed equipment and materials have been purchased. Departmental personnel are now using the equipment and developing new materials and presentations to use for educational presentations.

When the Neosho Fire Department was awarded this grant, the part to convert the Fire Safety Trailer into Command Trailer did not fall within the scope of the Fire Prevention and Educational Guidelines and these items were removed. With that, we then renamed the project Community All Risk Educational (CARE) Unit. Through competitive bidding, which is required by our City Ordinances, we were able to save a large sum of funding on the cost of the CARE. Unit. With those funds, we were able to purchase additional items to enhance our program. We were also able to purchase items that would be used to protect the equipment purchased.

Items use to enhance the program include: equipment to setup displays both indoors and outdoors, where the CARE Unit cannot be taken or setup. Additional computer based educational and presentational materials were purchased from both NFPA and The Idea Bank. These presentation materials cover all age groups and a wide variety of topics and subjects. The purchase of the equipment to produce our own video and educational programs has created an increased interest among individuals on the department to be more involved in Public Education.

The CARE Unit was equipped with a Severe Weather Training Package, which provided educational materials dealing with weather related incidents. However, those materials were developed in a different portion of the country. This has given us the opportunity to work with local television stations and the National Weather Service to create and develop new materials better related to our area, which can be use with the trailer. With our spring storm season about to begin, the communities of Seneca, Redings Mill, and Granby, as well as the Southwest Missouri Emergency Support Organization (SMESO) and Cherokee County Emergency Management from Kansas, have requested the use or demonstration of the CARE Unit's Storm Warning Package for use in training programs and presentations.

Materials and equipment to make the CARE Unit more recognizable as a home setting were added to its inventory. The use of outdoor carpet near the entrances provides protection for both the interior of the trailer by keeping dirt from being carried inside and a clean presentation area for children sitting outside the trailer. Purchase of small items like coffee maker, pots and pans, and other items used in the kitchen area add a visual aspect to presentations dealing with safety in cooking areas. Residential key boxes and lighted house numbers were also purchase that can be used in Neighborhood Watch Programs and other educational presentations. Local businesses have made additional contributions of funds to purchase additional items that will enhance our educational program.

We were able to purchased items and equipment to construct a portable 9-1-1-phone system. We are working with our County Dispatch Center to assist with taking this equipment and educational tool into classrooms or other locations for training the public in use of the 9-1-1 system. This equipment will also be used in the training program for our County Dispatchers.

Within the short time we have had the CARE unit, the reaction from students, teachers, groups, and community leaders has been very positive. All have been very impressed by the capability of the unit and have shown positive support of the entire project and look forward to future presentations.

Neosho Fire Department

125 N. College Neosho, MO 64850
(417) 451-8021 Voice (417) 451-8027 Fax

February 26, 2004

To: City Manager Jim Cole

From: Fire Chief Greg Hickman

Reference: Equipment Purchase

Attached you will find a bid package for equipment we propose to purchase with the funding received through our 2003 FEMA FIRE GRANT FUNDING, we received the in January.

We sent out three bid packages and received two bids back for the construction of the unit:
"Surrey" Fire Safety House for the amount of $38,252
Mobile Concepts by Scotty for $43,990
Play-Mor Company, opted not to bid

We have reviewed the bids and feel that the $38, 252 bid proposed by "Surrey" Fire Safety House will meet the needs of our department for our proposed Community All Risk Educational (CARE) Unit. Lieutenant Brad Morris has contacted the company and they estimated 11 to 12 month delivery date of the unit. City's 10% portion of this project is $3,852; this cost is covered in our present budget.

Our 2003 Fire Grant allowed for $47,191 to purchase the unit.
Once purchase is approved, we will contact FEMA for funding. Funds will be deposited directly into the City's Account.

Respectfully:

Fire Chief
Greg Hickman